



# FUNDRAISING SURVEY REPORT

FISCAL YEAR 2022-23

## TABLE OF CONTENTS

|   | <u>Page(s)</u> |
|---|----------------|
| I. INTRODUCTION   | 1-2            |
| II. EXECUTIVE SUMMARY   | 3-6            |
| III. SUMMARY OF GIFTS RECEIVED                                |                |
| State-Operated Campuses and Statutory Colleges.....           | 7              |
| Community Colleges.....                                       | 8              |
| Total - All Campuses.....                                     | 9              |
| IV. SUMMARY OF GIFTS BY TYPE                                  |                |
| State-Operated Campuses and Statutory Colleges.....           | 10             |
| Community Colleges.....                                       | 11             |
| V. SUMMARY OF GIFTS BY SOURCE                                 |                |
| State-Operated Campuses and Statutory Colleges.....           | 12             |
| Community Colleges.....                                       | 13             |
| VI. COMPARISON OF GIFTS BY CAMPUS TO THE PREVIOUS YEAR        |                |
| State-Operated Campuses and Statutory Colleges.....           | 14-16          |
| Community Colleges.....                                       | 17-19          |
| VII. FIVE-YEAR FUNDRAISING SUMMARY BY CAMPUS                  |                |
| Doctoral Degree Institutions.....                             | 20-22          |
| Comprehensive Colleges.....                                   | 23-25          |
| Technology Colleges and Other.....                            | 26-27          |
| Community Colleges.....                                       | 28-34          |
| VIII. TOTAL GIFTS VS. INVESTMENT ASSETS HELD.....             | 35             |
| IX. FUNDRAISING SURVEY INFORMATION AND GLOSSARY OF TERMS..... | 36-37          |
| X. INSTITUTIONAL GROUPING.....                                | 38             |

# FUNDRAISING SURVEY REPORT

For the 2022-23 Fiscal Year

## Introduction

The State University of New York has compiled the Fundraising Survey Report using *Voluntary Support of Education Reporting Standards* for reporting annual fundraising results. Information contained in this report may be used as an effective mechanism to monitor progress in achieving SUNY campaign and individual campus goals, to facilitate comparisons among peers within and outside the State University, and to share fundraising best practices. To ensure these comparisons are meaningful and accurate, the State-operated campuses and community colleges are asked to follow the applicable reporting standards when completing the CASE Insights on Voluntary Support of Education (VSE) survey form used to compile the information in this report.

A brief overview and description of the contents of the *Fundraising Survey Report* for the 2022-23 fiscal year follows:

*Executive Summary* (pages 3-6) - Presents a summary of University-wide fundraising information with comparisons to the previous year and five-year trend information for all colleges and universities.

*Summary of Gifts Received* (pages 7-9) - Reflects the compiled results of the survey completed by the colleges and universities with a comparison to the previous year's totals. The schedule provides detail of the types of restrictions placed on gifts, the total outright gifts and deferred gifts.

*Summary of Gifts by Type* (pages 10-11) - Displays the total gifts by colleges and universities by type of gift. The classification types are:

- Unrestricted - gifts given without any restriction.
- Restricted for property, plant and equipment (PP&E) - gifts of real and personal property or gifts that the donor has restricted to use for purchasing, constructing, renovating, or retiring debt of buildings, equipment, land or facilities.
- Restricted other - gifts that the donor has restricted to use for a particular purpose (i.e., scholarships, research, institutional support, athletics, etc.)
- Endowment - gifts that donors specify are to be retained and invested for income-producing purposes. The income on these gifts can be unrestricted or restricted.

*Summary of Gifts by Source* (pages 12-13) - Displays the total gifts by colleges and universities by the source of gift (i.e., individuals or corporations/foundations).

*Comparison of Gifts by Campus to the Previous Year* (pages 14-19) - Reflects a comparison (increase or decrease and percentage change) of gifts received by campus in the current year versus the previous year in total, from individuals, and from corporations/foundations.

# FUNDRAISING SURVEY REPORT

For the 2022-23 Fiscal Year

## Introduction, cont.

*Five-Year Fundraising Summary by Campus* (pages 20-34) - Provides a summary of gifts by type for each campus and combined total for the past five years (i.e., 2018-19 through 2022-23).

*Total Gifts vs. Total Investment Assets Held* (page 35) - Provides a comparison of total gifts to total Foundation Investment assets held, by campus.

*Fundraising Survey Information and Glossary of Terms* (pages 36-37) - Provides a brief description of what constitutes a gift as well as definitions of terms used in this report.

*Institutional Grouping List* (page 38) - Listing of the State University campuses by common classification.

# FUNDRAISING SURVEY REPORT

For the 2022-23 Fiscal Year

## Executive Summary

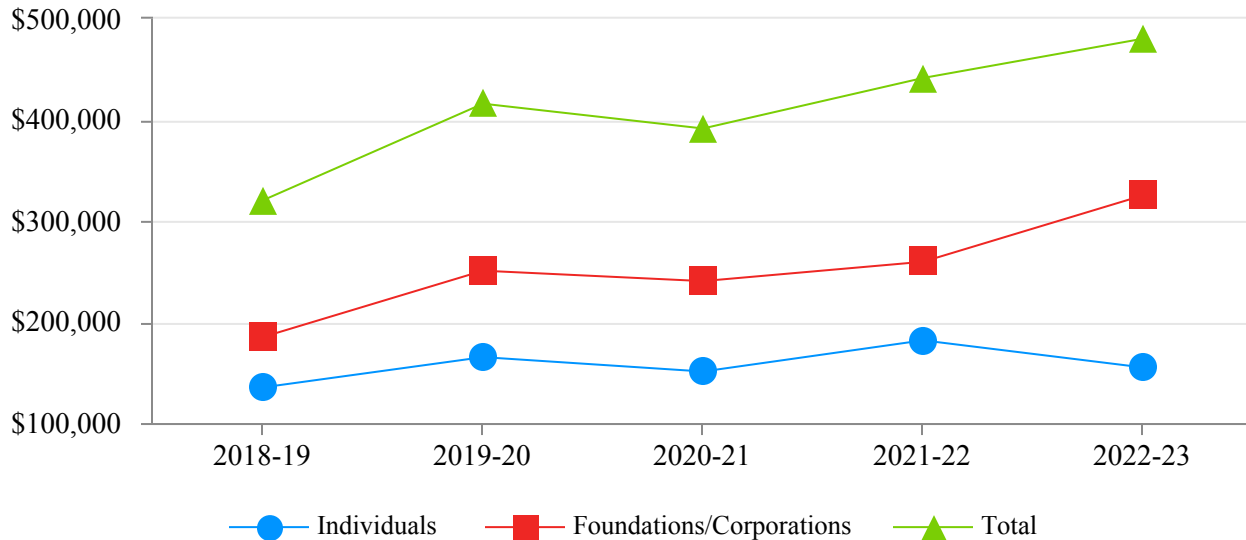
The amounts reported in this survey include cash, property and gifts-in-kind received as private, charitable support during the fiscal year. Based on the survey completed by the colleges and universities for the 2022-23 fiscal year, total gifts received were \$480.2 million, an increase of \$38.9 million, or 8.8 percent, compared to the previous year. This result is driven by a \$49.0 million increase reported by the State-operated and Statutory Colleges, and a decrease of \$10.2 million reported by the community colleges.

Gifts received from individuals (including alumni, parents, and others) constitute 32.3 percent of all gift giving, while corporation and foundation giving represent 67.7 percent of the total. Overall, gifts received from individuals in 2022-23 totaled \$154.9 million, compared to \$181.8 million in 2021-22. Corporate and foundation gift giving increased \$65.7 million, from \$259.5 million in 2021-22 to \$325.2 million in 2022-23.

| Source of Gifts:         | 2022-23    | 2021-22        | \$ Change |
|--------------------------|------------|----------------|-----------|
|                          |            | (in thousands) |           |
| Individuals              | \$ 154,998 | 181,810        | (26,812)  |
| Foundations/Corporations | 325,217    | 259,533        | 65,684    |
| Total                    | \$ 480,215 | 441,343        | 38,872    |

Corporate and foundation gifts received in 2022-23 were \$73.0 million higher compared to the five-year average. Gifts from individuals received in 2022-23 were \$2.7 million lower than the average giving over the last five years. The five-year fundraising trend for the State University by individuals and corporations and foundations is reflected in the chart below:

**Five-year Fundraising Trend**  
Gifts by Source  
(in thousands)



| Gifts by Source:         | 2018-19 | 2019-20 | 2020-21 | 2021-22 | 2022-23 |
|--------------------------|---------|---------|---------|---------|---------|
| Individuals              | 135,280 | 165,210 | 150,980 | 181,810 | 154,998 |
| Foundations/Corporations | 185,117 | 250,715 | 240,417 | 259,533 | 325,217 |
| Total                    | 320,397 | 415,925 | 391,397 | 441,343 | 480,215 |

# FUNDRAISING SURVEY REPORT

For the 2022-23 Fiscal Year

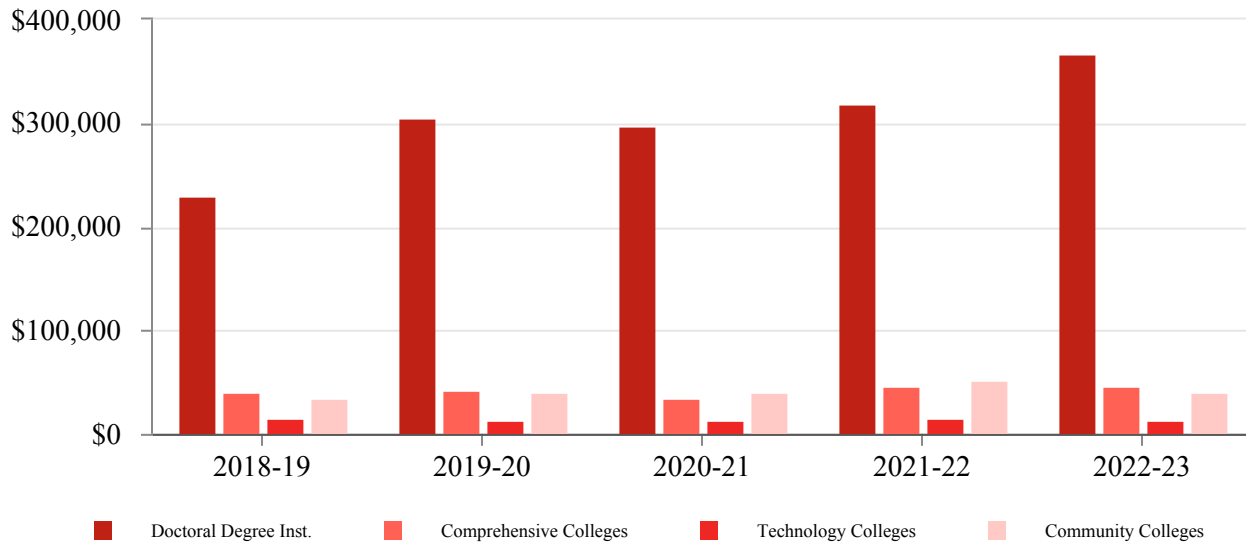
## Executive Summary, cont.

Doctoral degree institutions gifts increased \$49.0 million, or 15.4 percent, while comprehensive colleges and technology colleges gifts decreased by \$471 thousand, or 1.0 percent and \$2.2 million, or 13.5 percent, respectively, compared to the prior year. Community colleges decreased \$10.2 million, or 19.7 percent, compared to the prior year. A comparison of gifts received by institutional grouping is shown below:

| <b>Total Gifts by Institutional Group:</b> | 2022-23           | 2021-22<br>(in thousands) | \$ Change     |
|--|-------------------|---------------------------|---------------|
| Doctoral Degree Institutions               | \$ 367,548        | 318,522                   | 49,026        |
| Comprehensive Colleges                     | 45,653            | 46,124                    | (471)         |
| Technology Colleges                        | 14,085            | 16,276                    | (2,191)       |
| Other                                      | 11,519            | 8,856                     | 2,663         |
| Community Colleges                         | 41,410            | 51,564                    | (10,154)      |
| <b>Total</b>                               | <b>\$ 480,215</b> | <b>441,343</b>            | <b>38,872</b> |

The five-year fundraising trend by institutional grouping is shown in the graph below. Gifts received in 2022-23 by doctoral degree institutions were \$63.9 million higher than the five-year average for that group. Gifts reported in 2022-23 increased \$287 thousand and \$3.6 million for technology colleges and comprehensive colleges, respectively, while community colleges decreased \$200 thousand compared to their five-year averages.

**Five-year Fundraising Trend  
Institutional Group  
(in thousands)**



| <b>Institutional Group:</b> | <b>2018-19</b> | <b>2019-20</b> | <b>2020-21</b> | <b>2021-22</b> | <b>2022-23</b> |
|-----------------------------|----------------|----------------|----------------|----------------|----------------|
| Doctoral Degree Inst.       | 229,170        | 305,317        | 297,765        | 318,522        | 367,548        |
| Comprehensive Colleges      | 39,962         | 43,000         | 35,670         | 46,124         | 45,653         |
| Technology Colleges         | 15,221         | 13,211         | 13,066         | 16,276         | 14,085         |
| Community Colleges          | 35,451         | 39,922         | 39,700         | 51,564         | 41,410         |

# FUNDRAISING SURVEY REPORT

For the 2022-23 Fiscal Year

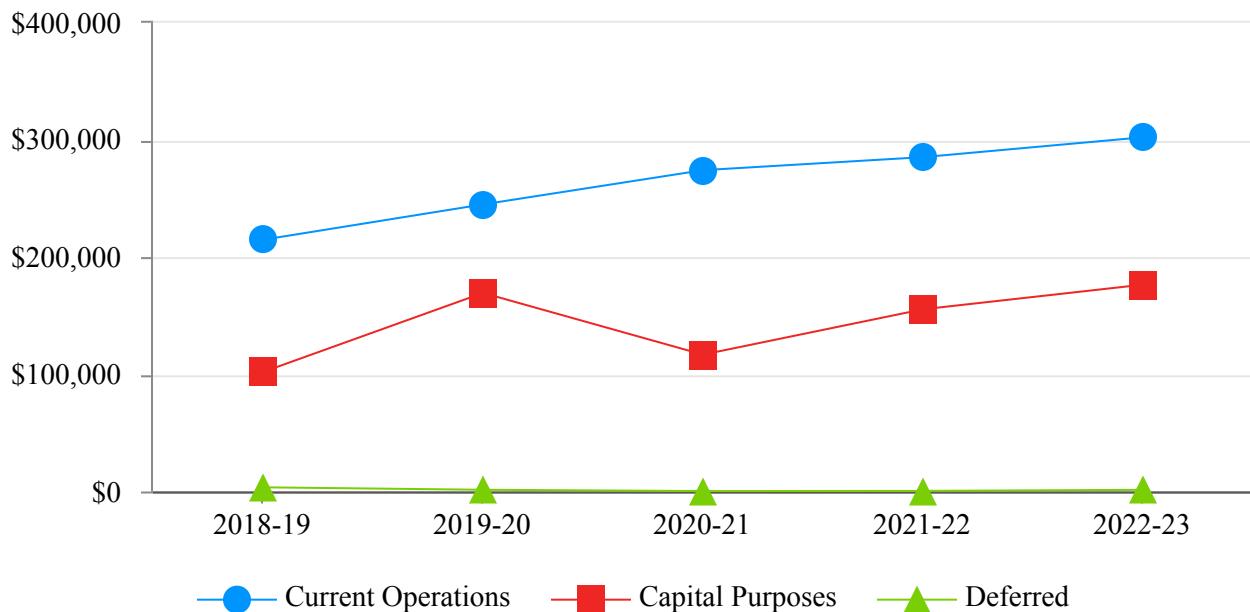
## Executive Summary, cont.

Outright gifts for current operations were \$302.3 million, outright gifts for capital purposes, including endowed gifts, totaled \$176.5 million, and deferred gifts were \$1.4 million. A summary of gifts compared to the previous fiscal year are shown below:

| <b>Summary of Gifts:</b> | 2022-23           | 2021-22<br>(in thousands) | \$ Change     |
|--------------------------|-------------------|---------------------------|---------------|
| Current Operations       | \$ 302,283        | 285,331                   | 16,952        |
| Capital Purposes         | 176,508           | 155,507                   | 21,001        |
| Deferred Gifts           | 1,424             | 505                       | 919           |
| <b>Total</b>             | <b>\$ 480,215</b> | <b>441,343</b>            | <b>38,872</b> |

The five-year trend of gifts received by the State University is shown in the chart below. Outright gifts received in 2022-23 for current operations increased \$17.0 million, or 6.0 percent, compared to the prior year and were \$37.9 million higher when compared to the five-year average. Capital gifts increased \$21.0 million in 2022-23 compared to the prior year, and were \$32.5 million higher compared to the five-year average.

**Five-year Fundraising Trend  
Summary of Gifts Received  
(in thousands)**



| <b>Summary of Gifts Received:</b> | <b>2018-19</b> | <b>2019-20</b> | <b>2020-21</b> | <b>2021-22</b> | <b>2022-23</b> |
|-----------------------------------|----------------|----------------|----------------|----------------|----------------|
| Current Operations                | 214,837        | 245,002        | 274,216        | 285,331        | 302,283        |
| Capital Purposes                  | 101,984        | 169,450        | 116,817        | 155,507        | 176,508        |
| Deferred                          | 3,575          | 1,473          | 364            | 505            | 1,424          |

# FUNDRAISING SURVEY REPORT

For the 2022-23 Fiscal Year

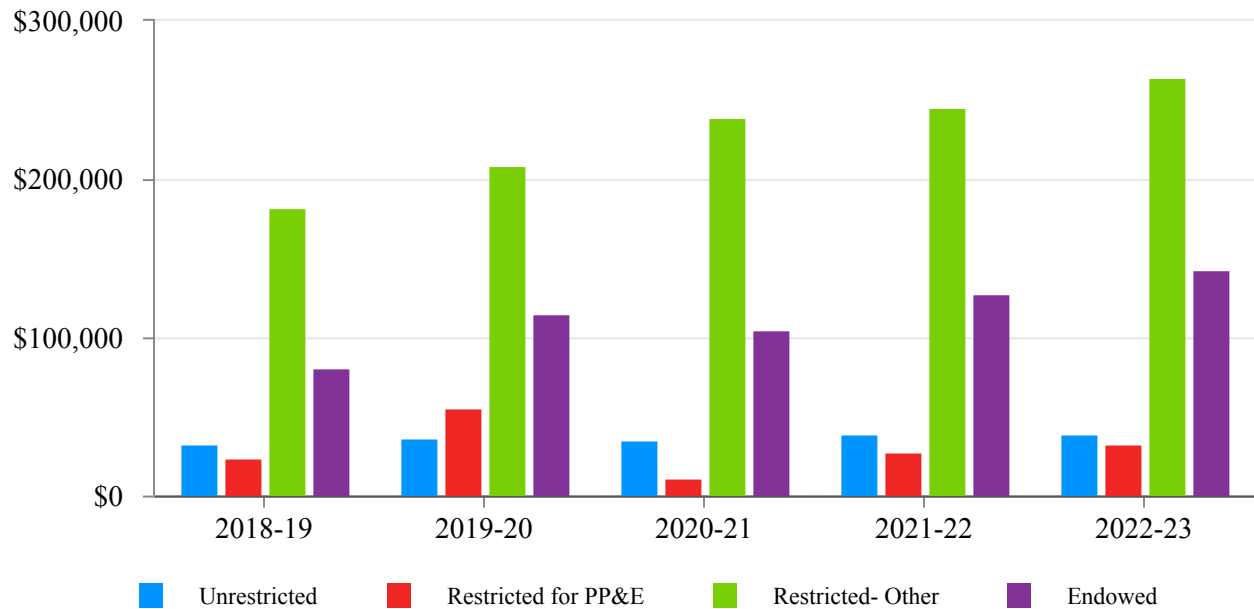
## Executive Summary, cont.

A summary of gifts by type compared to the previous fiscal year are shown in the table below. For 2022-23, 62.0 percent of the gifts received have restrictions on their use, 29.8 percent are endowed gifts - i.e., income producing gifts to be held in perpetuity, and approximately 8.2 percent are unrestricted. Compared to the previous fiscal year, unrestricted gifts, gifts restricted for PP&E, endowed gifts and gifts restricted for other purposes are shown below:

| Types of Gifts      | 2022-23           | 2021-22<br>(in thousands) | \$ Change     |
|---------------------|-------------------|---------------------------|---------------|
| Unrestricted        | \$ 39,527         | 39,633                    | (106)         |
| Restricted for PP&E | 33,412            | 28,065                    | 5,347         |
| Restricted- Other   | 264,190           | 245,832                   | 18,358        |
| Endowed             | 143,087           | 127,814                   | 15,273        |
| <b>Total</b>        | <b>\$ 480,215</b> | <b>441,343</b>            | <b>38,872</b> |

A summary of the five-year trend by gift type is shown in the graph below. Gifts restricted for other purposes, totaling \$264.2 million, were \$36.2 million higher than the five-year average. Endowed gifts and unrestricted gifts were \$28.6 million and \$2.8 million higher than the five-year average, respectively. Gifts restricted for PP&E were \$2.7 million higher compared to the five-year average.

**Five-year Fundraising Trend  
Gifts by Type  
(in thousands)**



| Gifts by Type:      | 2018-19 | 2019-20 | 2020-21 | 2021-22 | 2022-23 |
|---------------------|---------|---------|---------|---------|---------|
| Unrestricted        | 32,618  | 36,635  | 35,157  | 39,633  | 39,527  |
| Restricted for PP&E | 24,390  | 55,733  | 11,897  | 28,065  | 33,412  |
| Restricted- Other   | 182,292 | 208,502 | 239,110 | 245,832 | 264,190 |
| Endowed             | 81,096  | 115,056 | 105,234 | 127,814 | 143,087 |



**FUNDRAISING SURVEY REPORT**  
**Summary of Gifts Received**  
**State-Operated Campuses and Statutory Colleges**  
**For the 2022-23 Fiscal Year**

**Summary of Gifts Received:**

|                                    | <u>Individuals</u>    | <u>Foundation/<br/>Corporations</u> | <u>2022-23<br/>Total</u> | <u>2021-22<br/>Total</u> |
|------------------------------------|-----------------------|-------------------------------------|--------------------------|--------------------------|
| <b>Outright Gifts:</b>             |                       |                                     |                          |                          |
| For Current Operations:            |                       |                                     |                          |                          |
| Unrestricted                       | \$ 17,887,331         | 11,266,095                          | 29,153,426               | 31,078,948               |
| Restricted                         | <u>60,275,440</u>     | <u>177,383,553</u>                  | <u>237,658,993</u>       | <u>211,453,434</u>       |
| Total Current Operations           | <u>78,162,771</u>     | <u>188,649,648</u>                  | <u>266,812,419</u>       | <u>242,532,382</u>       |
| For Capital Purposes:              |                       |                                     |                          |                          |
| Property, plant & equip            | 1,697,290             | 28,449,621                          | 30,146,911               | 26,661,627               |
| Endowed Unrestricted               | 1,779,923             | 852,730                             | 2,632,653                | 3,339,897                |
| Endowed Restricted                 | 56,168,130            | 81,613,685                          | 137,781,815              | 116,958,825              |
| Loan Funds                         | <u>3,900</u>          | <u>3,000</u>                        | <u>6,900</u>             | <u>390</u>               |
| Total for Capital Purposes         | <u>59,649,243</u>     | <u>110,919,036</u>                  | <u>170,568,279</u>       | <u>146,960,739</u>       |
| <b>Total All Outright Gifts</b>    | <u>137,812,014</u>    | <u>299,568,684</u>                  | <u>437,380,698</u>       | <u>389,493,121</u>       |
| <b>Deferred Giving:</b>            |                       |                                     |                          |                          |
| Irrevocable deferred gifts         | <u>1,423,908</u>      | <u>—</u>                            | <u>1,423,908</u>         | <u>285,880</u>           |
| <b>Grand Total By Source</b>       | <u>\$ 139,235,922</u> | <u>299,568,684</u>                  | <u>438,804,606</u>       | <u>389,779,001</u>       |
| <b>Total Unrestricted</b>          | <u>17,887,331</u>     | <u>11,266,095</u>                   | <u>29,153,426</u>        | <u>31,078,948</u>        |
| <b>Total Restricted - PP&amp;E</b> | <u>1,697,290</u>      | <u>28,449,621</u>                   | <u>30,146,911</u>        | <u>26,661,627</u>        |
| <b>Total Restricted - Other</b>    | <u>61,703,248</u>     | <u>177,386,553</u>                  | <u>239,089,801</u>       | <u>211,739,704</u>       |
| <b>Total Endowed</b>               | <u>57,948,053</u>     | <u>82,466,415</u>                   | <u>140,414,468</u>       | <u>120,298,722</u>       |
| <b>Grand Total By Type</b>         | <u>\$ 139,235,922</u> | <u>299,568,684</u>                  | <u>438,804,606</u>       | <u>389,779,001</u>       |

# FUNDRAISING SURVEY REPORT

## Summary of Gifts Received

### Community Colleges

### For the 2022-23 Fiscal Year

#### Summary of Gifts Received:

|                                    | <u>Individuals</u>   | <u>Foundations/<br/>Corporations</u> | <u>2022-23<br/>Total</u> | <u>2021-22<br/>Total</u> |
|------------------------------------|----------------------|--------------------------------------|--------------------------|--------------------------|
| <b>Outright Gifts:</b>             |                      |                                      |                          |                          |
| For Current Operations:            |                      |                                      |                          |                          |
| Unrestricted                       | \$ 6,118,426         | 4,255,230                            | 10,373,656               | 8,554,487                |
| Restricted                         | <u>7,602,888</u>     | <u>17,494,138</u>                    | <u>25,097,026</u>        | <u>34,244,461</u>        |
| Total Current Operations           | <u>13,721,314</u>    | <u>21,749,368</u>                    | <u>35,470,682</u>        | <u>42,798,948</u>        |
| For Capital Purposes:              |                      |                                      |                          |                          |
| Property, plant & equip            | 278,175              | 2,985,981                            | 3,264,156                | 1,403,078                |
| Endowed Unrestricted               | 87,205               | 1,261                                | 88,466                   | 176,926                  |
| Endowed Restricted                 | 1,672,240            | 911,348                              | 2,583,588                | 6,962,059                |
| Loan Funds                         | <u>3,322</u>         | <u>—</u>                             | <u>3,322</u>             | <u>4,219</u>             |
| Total for Capital Purposes         | <u>2,040,942</u>     | <u>3,898,590</u>                     | <u>5,939,532</u>         | <u>8,546,282</u>         |
| <b>Total All Outright Gifts</b>    | <u>15,762,256</u>    | <u>25,647,958</u>                    | <u>41,410,214</u>        | <u>51,345,230</u>        |
| <b>Deferred Giving:</b>            |                      |                                      |                          |                          |
| Irrevocable deferred gifts         | <u>—</u>             | <u>—</u>                             | <u>—</u>                 | <u>219,264</u>           |
| <b>Grand Total By Source</b>       | <u>\$ 15,762,256</u> | <u>25,647,958</u>                    | <u>41,410,214</u>        | <u>51,564,494</u>        |
| <b>Total Unrestricted</b>          | <u>6,118,426</u>     | <u>4,255,230</u>                     | <u>10,373,656</u>        | <u>8,554,487</u>         |
| <b>Total Restricted - PP&amp;E</b> | <u>278,175</u>       | <u>2,985,981</u>                     | <u>3,264,156</u>         | <u>1,403,078</u>         |
| <b>Total Restricted - Other</b>    | <u>7,606,210</u>     | <u>17,494,138</u>                    | <u>25,100,348</u>        | <u>34,467,944</u>        |
| <b>Total Endowed</b>               | <u>1,759,445</u>     | <u>912,609</u>                       | <u>2,672,054</u>         | <u>7,138,985</u>         |
| <b>Grand Total By Type</b>         | <u>\$ 15,762,256</u> | <u>25,647,958</u>                    | <u>41,410,214</u>        | <u>51,564,494</u>        |

# FUNDRAISING SURVEY REPORT

## Summary of Gifts Received

### Total - All Campuses

### For the 2022-23 Fiscal Year

#### Summary of Gifts Received:

|                                    | <u>Individuals</u>    | <u>Foundations/<br/>Corporations</u> | <u>2022-23<br/>Total</u> | <u>2021-22<br/>Total</u> |
|------------------------------------|-----------------------|--------------------------------------|--------------------------|--------------------------|
| <b>Outright Gifts:</b>             |                       |                                      |                          |                          |
| For Current Operations:            |                       |                                      |                          |                          |
| Unrestricted                       | \$ 24,005,757         | 15,521,325                           | 39,527,082               | 39,633,435               |
| Restricted                         | <u>67,878,328</u>     | <u>194,877,691</u>                   | <u>262,756,019</u>       | <u>245,697,895</u>       |
| Total Current Operations           | <u>91,884,085</u>     | <u>210,399,016</u>                   | <u>302,283,101</u>       | <u>285,331,330</u>       |
| For Capital Purposes:              |                       |                                      |                          |                          |
| Property, plant & equip            | 1,975,465             | 31,435,602                           | 33,411,067               | 28,064,705               |
| Endowed Unrestricted               | 1,867,128             | 853,991                              | 2,721,119                | 3,516,823                |
| Endowed Restricted                 | 57,840,370            | 82,525,033                           | 140,365,403              | 123,920,884              |
| Loan Funds                         | <u>7,222</u>          | <u>3,000</u>                         | <u>10,222</u>            | <u>4,609</u>             |
| Total for Capital Purposes         | <u>61,690,185</u>     | <u>114,817,626</u>                   | <u>176,507,811</u>       | <u>155,507,021</u>       |
| <b>Total All Outright Gifts</b>    | <u>153,574,270</u>    | <u>325,216,642</u>                   | <u>478,790,912</u>       | <u>440,838,351</u>       |
| <b>Deferred Giving:</b>            |                       |                                      |                          |                          |
| Irrevocable deferred gifts         | <u>1,423,908</u>      | <u>—</u>                             | <u>1,423,908</u>         | <u>505,144</u>           |
| <b>Grand Total By Source</b>       | <u>\$ 154,998,178</u> | <u>325,216,642</u>                   | <u>480,214,820</u>       | <u>441,343,495</u>       |
| <b>Total Unrestricted</b>          | <u>24,005,757</u>     | <u>15,521,325</u>                    | <u>39,527,082</u>        | <u>39,633,435</u>        |
| <b>Total Restricted - PP&amp;E</b> | <u>1,975,465</u>      | <u>31,435,602</u>                    | <u>33,411,067</u>        | <u>28,064,705</u>        |
| <b>Total Restricted - Other</b>    | <u>69,309,458</u>     | <u>194,880,691</u>                   | <u>264,190,149</u>       | <u>246,207,648</u>       |
| <b>Total Endowed</b>               | <u>59,707,498</u>     | <u>83,379,024</u>                    | <u>143,086,522</u>       | <u>127,437,707</u>       |
| <b>Grand Total By Type</b>         | <u>\$ 154,998,178</u> | <u>325,216,642</u>                   | <u>480,214,820</u>       | <u>441,343,495</u>       |

**FUNDRAISING SURVEY REPORT**  
**Summary of Gifts by Type**  
**State-Operated Campuses and Statutory Colleges**  
**For the 2022-23 Fiscal Year**

| <u>Campus</u>                       | <u>Unrestricted</u>  | <u>Restricted</u>   |                           | <u>Endowment</u>   | <u>Total</u>       |
|-------------------------------------|----------------------|---------------------|---------------------------|--------------------|--------------------|
|                                     |                      | <u>for Property</u> | <u>Plant &amp; Equip.</u> |                    |                    |
| <b>Doctoral Degree Institutions</b> |                      |                     |                           |                    |                    |
| Albany                              | \$ 756,008           | 4,000               | 8,520,835                 | 7,794,204          | 17,075,047         |
| Binghamton                          | 842,180              | 25,005,924          | 10,035,260                | 44,140,815         | 80,024,179         |
| University at Buffalo               | 81,218               | 4,439,653           | 47,055,211                | 14,505,630         | 66,081,712         |
| Stony Brook                         | 242,098              | —                   | 70,190,260                | 12,942,507         | 83,374,865         |
| Alfred Ceramics                     | 336,029              | —                   | 39,267                    | 603,263            | 978,559            |
| Cornell Statutory                   | 15,518,569           | 50,000              | 42,237,400                | 32,002,207         | 89,808,176         |
| Forestry                            | 596,136              | —                   | 2,966,553                 | 997,093            | 4,559,782          |
| Downstate                           | 19,883               | —                   | 1,928,081                 | 50,000             | 1,997,964          |
| Polytechnic                         | 97,596               | —                   | 932,252                   | —                  | 1,029,848          |
| Upstate                             | 653,889              | 4,800               | 13,443,944                | 5,741,431          | 19,844,064         |
| Optometry                           | 203,502              | —                   | 547,881                   | 2,022,011          | 2,773,394          |
| <b>Total</b>                        | <u>19,347,108</u>    | <u>29,504,377</u>   | <u>197,896,944</u>        | <u>120,799,161</u> | <u>367,547,590</u> |
| <b>Comprehensive Colleges</b>       |                      |                     |                           |                    |                    |
| Brockport                           | 461,414              | —                   | 2,630,295                 | 596,301            | 3,688,010          |
| Buffalo College                     | 1,614,306            | 12,740              | 5,022,659                 | 362                | 6,650,067          |
| Cortland                            | 666,562              | 248,728             | 1,421,239                 | 2,153,022          | 4,489,551          |
| Empire State                        | 217,121              | —                   | 1,204,132                 | 1,505,145          | 2,926,398          |
| Fredonia                            | 130,015              | —                   | 1,221,397                 | 1,289,610          | 2,641,022          |
| Geneseo                             | 842,500              | —                   | 1,057,134                 | 1,171,281          | 3,070,915          |
| New Paltz                           | 562,305              | 362,588             | 840,926                   | 1,417,370          | 3,183,189          |
| Old Westbury                        | 23,153               | —                   | 301,969                   | —                  | 325,122            |
| Oneonta                             | 441,387              | 25                  | 1,192,785                 | 2,732,638          | 4,366,835          |
| Oswego                              | 525,957              | 1,051               | 2,668,680                 | 2,605,359          | 5,801,047          |
| Plattsburgh                         | 1,514,287            | 3,375               | 1,693,019                 | 541,299            | 3,751,980          |
| Potsdam                             | 214,973              | —                   | 430,574                   | 1,948,633          | 2,594,180          |
| Purchase                            | 187,962              | —                   | 1,320,938                 | 655,873            | 2,164,773          |
| <b>Total</b>                        | <u>7,401,942</u>     | <u>628,507</u>      | <u>21,005,747</u>         | <u>16,616,893</u>  | <u>45,653,089</u>  |
| <b>Technology Colleges</b>          |                      |                     |                           |                    |                    |
| Alfred State                        | 423,289              | 3,514               | 1,324,260                 | 277,909            | 2,028,972          |
| Canton                              | 425,970              | 10,513              | 338,451                   | 413,043            | 1,187,977          |
| Cobleskill                          | 429,024              | —                   | 1,635,259                 | 524,136            | 2,588,419          |
| Delhi                               | 157,647              | —                   | 414,138                   | 158,945            | 730,730            |
| Farmingdale                         | 385,744              | —                   | 3,157,518                 | —                  | 3,543,262          |
| Maritime                            | 218,953              | —                   | 975,684                   | 1,176,490          | 2,371,127          |
| Morrisville                         | 156,567              | —                   | 1,030,220                 | 447,891            | 1,634,678          |
| <b>Total</b>                        | <u>2,197,194</u>     | <u>14,027</u>       | <u>8,875,530</u>          | <u>2,998,414</u>   | <u>14,085,165</u>  |
| Other *                             | 207,182              | —                   | 11,311,580                | —                  | 11,518,762         |
| <b>Total</b>                        | <u>\$ 29,153,426</u> | <u>30,146,911</u>   | <u>239,089,801</u>        | <u>140,414,468</u> | <u>438,804,606</u> |

\* Includes Impact Foundation, Research Foundation and System Administration.

# FUNDRAISING SURVEY REPORT

## Summary of Gifts by Type

### Community Colleges

#### For the 2022-23 Fiscal Year

| <b>Campus</b>                   |    | <b>Restricted</b>   |  |                             | <b>Endowment</b> | <b>Total</b>      |
|---------------------------------|----|---------------------|--|-----------------------------|------------------|-------------------|
|                                 |    | <b>Unrestricted</b> | <b>for Property<br/>Plant &amp; Equip.</b> | <b>Restricted<br/>Other</b> |                  |                   |
| Adirondack                      | \$ | 175,776             | 5,000                                      | 317,606                     | —                | 498,382           |
| Broome                          |    | 170,593             | —  | 1,715,144                   | 411,013          | 2,296,750         |
| Cayuga County                   |    | 39,699              | —  | 296,799                     | —                | 336,498           |
| Clinton                         |    | 386,187             | —  | 101,379                     | —                | 487,566           |
| Columbia-Greene                 |    | 248,034             | —  | 844,987                     | 81,578           | 1,174,599         |
| Corning                         |    | 101,339             | —  | 109,858                     | 58,075           | 269,272           |
| Dutchess                        |    | 475,694             | 137,265                                    | 387,271                     | 142,273          | 1,142,503         |
| Erie                            |    | 233,108             | —  | 697,297                     | —                | 930,405           |
| Fashion Institute of Technology |    | 1,227,359           | —  | 3,143,739                   | —                | 4,371,098         |
| Finger Lakes                    |    | 1,791,735           | 607,075                                    | 701,475                     | 75,241           | 3,175,526         |
| Fulton Montgomery               |    | 77,613              | —  | 168,286                     | —                | 245,899           |
| Genesee                         |    | 187,766             | —  | 77,679                      | —                | 265,445           |
| Herkimer County                 |    | 49,663              | —  | 74,552                      | 31,581           | 155,796           |
| Hudson Valley                   |    | 133,657             | 884,199                                    | 393,856                     | 25,013           | 1,436,725         |
| Jamestown                       |    | 45,839              | 445,678                                    | 777,934                     | —                | 1,269,451         |
| Jefferson                       |    | 132,353             | —  | 150,303                     | —                | 282,656           |
| Mohawk Valley                   |    | 254,765             | 103,086                                    | 310,221                     | —                | 668,072           |
| Monroe                          |    | 1,144,278           | 250,000                                    | 3,903,964                   | 880,668          | 6,178,910         |
| Nassau                          |    | 48,407              | —  | 1,136,245                   | —                | 1,184,652         |
| Niagara County                  |    | 658,990             | —  | 709,582                     | —                | 1,368,572         |
| North Country                   |    | 24,170              | 10,000                                     | 79,577                      | 2,450            | 116,197           |
| Onondaga                        |    | 307,833             | —  | 681,914                     | 33,477           | 1,023,224         |
| Orange County                   |    | 141,921             | 250,000                                    | 575,526                     | —                | 967,447           |
| Rockland                        |    | 64,396              | 4,462                                      | 367,020                     | —                | 435,878           |
| Schenectady County              |    | 116,844             | 50,087                                     | 417,275                     | 245,430          | 829,636           |
| Suffolk County                  |    | 138,376             | 429,000                                    | 1,210,632                   | —                | 1,778,008         |
| Sullivan County                 |    | —                   | —  | —                           | —                | —                 |
| Tompkins Cortland               |    | 60,275              | 88,304                                     | 1,410,991                   | —                | 1,559,570         |
| Ulster County                   |    | 1,183,734           | —  | 1,085,108                   | —                | 2,268,842         |
| Westchester                     |    | 753,252             | —  | 3,254,128                   | 685,255          | 4,692,635         |
| <b>Total</b>                    | \$ | <u>10,373,656</u>   | <u>3,264,156</u>                           | <u>25,100,348</u>           | <u>2,672,054</u> | <u>41,410,214</u> |

**FUNDRAISING SURVEY REPORT**  
**Summary of Gifts by Source**  
**State-Operated Campuses and Statutory Colleges**  
**For the 2022-23 Fiscal Year**

| <u>Campus</u>                       | <u>Individuals</u>    | <u>Foundations/<br/>Coporations</u> | <u>Total</u>       |
|-------------------------------------|-----------------------|-------------------------------------|--------------------|
| <b>Doctoral Degree Institutions</b> |                       |                                     |                    |
| Albany                              | \$ 7,218,767          | 9,856,280                           | 17,075,047         |
| Binghamton                          | 8,178,963             | 71,845,216                          | 80,024,179         |
| University at Buffalo               | 15,887,935            | 50,193,777                          | 66,081,712         |
| Stony Brook                         | 14,691,171            | 68,683,694                          | 83,374,865         |
| Alfred Ceramics                     | 941,059               | 37,500                              | 978,559            |
| Cornell Statutory                   | 34,567,475            | 55,240,701                          | 89,808,176         |
| Forestry                            | 1,790,406             | 2,769,376                           | 4,559,782          |
| Downstate                           | 552,592               | 1,445,372                           | 1,997,964          |
| Polytechnic                         | 304,083               | 725,765                             | 1,029,848          |
| Upstate                             | 8,668,175             | 11,175,889                          | 19,844,064         |
| Optometry                           | 2,075,225             | 698,169                             | 2,773,394          |
| <b>Total</b>                        | <u>94,875,851</u>     | <u>272,671,739</u>                  | <u>367,547,590</u> |
| <b>Comprehensive Colleges</b>       |                       |                                     |                    |
| Brockport                           | 1,368,979             | 2,319,031                           | 3,688,010          |
| Buffalo College                     | 3,398,324             | 3,251,743                           | 6,650,067          |
| Cortland                            | 3,375,717             | 1,113,834                           | 4,489,551          |
| Empire State                        | 2,249,500             | 676,898                             | 2,926,398          |
| Fredonia                            | 1,976,429             | 664,593                             | 2,641,022          |
| Geneseo                             | 1,765,161             | 1,305,754                           | 3,070,915          |
| New Paltz                           | 2,431,704             | 751,485                             | 3,183,189          |
| Old Westbury                        | 111,515               | 213,607                             | 325,122            |
| Oneonta                             | 3,063,007             | 1,303,828                           | 4,366,835          |
| Oswego                              | 2,820,029             | 2,981,018                           | 5,801,047          |
| Plattsburgh                         | 1,951,633             | 1,800,347                           | 3,751,980          |
| Potsdam                             | 1,843,573             | 750,607                             | 2,594,180          |
| Purchase                            | 361,227               | 1,803,546                           | 2,164,773          |
| <b>Total</b>                        | <u>26,716,798</u>     | <u>18,936,291</u>                   | <u>45,653,089</u>  |
| <b>Technology Colleges</b>          |                       |                                     |                    |
| Alfred State                        | 924,195               | 1,104,777                           | 2,028,972          |
| Canton                              | 920,526               | 267,451                             | 1,187,977          |
| Cobleskill                          | 432,409               | 2,156,010                           | 2,588,419          |
| Delhi                               | 365,175               | 365,555                             | 730,730            |
| Farmingdale                         | 1,639,159             | 1,904,103                           | 3,543,262          |
| Maritime                            | 979,761               | 1,391,366                           | 2,371,127          |
| Morrisville                         | 1,122,720             | 511,958                             | 1,634,678          |
| <b>Total</b>                        | <u>6,383,945</u>      | <u>7,701,220</u>                    | <u>14,085,165</u>  |
| Other                               | 11,259,328            | 259,434                             | 11,518,762         |
| <b>Total</b>                        | <u>\$ 139,235,922</u> | <u>299,568,684</u>                  | <u>438,804,606</u> |

# FUNDRAISING SURVEY REPORT

## Summary of Gifts by Source

### Community Colleges

#### For the 2022-23 Fiscal Year

| <u>Campus</u>                   | <u>Individuals</u>   | <u>Foundations</u><br><u>Corporations</u> | <u>Total</u>      |
|---------------------------------|----------------------|---|-------------------|
| Adirondack                      | \$ 110,637           | 387,745                                   | 498,382           |
| Broome                          | 1,639,733            | 657,017                                   | 2,296,750         |
| Cayuga County                   | 160,748              | 175,750                                   | 336,498           |
| Clinton                         | 450,766              | 36,800                                    | 487,566           |
| Columbia-Greene                 | 447,244              | 727,355                                   | 1,174,599         |
| Corning                         | 124,008              | 145,264                                   | 269,272           |
| Dutchess                        | 454,996              | 687,507                                   | 1,142,503         |
| Erie                            | 117,224              | 813,181                                   | 930,405           |
| Fashion Institute of Technology | 1,270,156            | 3,100,942                                 | 4,371,098         |
| Finger Lakes                    | 1,989,058            | 1,186,468                                 | 3,175,526         |
| Fulton Montgomery               | 245,899              | —   | 245,899           |
| Genesee                         | 58,364               | 207,081                                   | 265,445           |
| Herkimer County                 | 97,743               | 58,053                                    | 155,796           |
| Hudson Valley                   | 305,654              | 1,131,071                                 | 1,436,725         |
| Jamestown                       | 320,271              | 949,180                                   | 1,269,451         |
| Jefferson                       | 207,706              | 74,950                                    | 282,656           |
| Mohawk Valley                   | 256,047              | 412,025                                   | 668,072           |
| Monroe                          | 2,027,290            | 4,151,620                                 | 6,178,910         |
| Nassau                          | 48,407               | 1,136,245                                 | 1,184,652         |
| Niagara County                  | 571,595              | 796,977                                   | 1,368,572         |
| North Country                   | 116,197              | —   | 116,197           |
| Onondaga                        | 201,563              | 821,661                                   | 1,023,224         |
| Orange County                   | 237,578              | 729,869                                   | 967,447           |
| Rockland                        | 89,648               | 346,230                                   | 435,878           |
| Schenectady County              | 597,147              | 232,489                                   | 829,636           |
| Suffolk County                  | 152,140              | 1,625,868                                 | 1,778,008         |
| Sullivan County                 | —                    | —   | —                 |
| Tompkins Cortland               | 1,290,989            | 268,581                                   | 1,559,570         |
| Ulster County                   | 1,328,125            | 940,717                                   | 2,268,842         |
| Westchester                     | 845,323              | 3,847,312                                 | 4,692,635         |
| <b>Total</b>                    | <b>\$ 15,762,256</b> | <b>25,647,958</b>                         | <b>41,410,214</b> |

**FUNDRAISING SURVEY REPORT**  
**Comparison of Total Gifts By Campus**  
**State-Operated Campuses and Statutory Colleges**  
**For the 2022-23 Fiscal Year**

| <b>Campus</b>                       | <b>Total<br/>2022-23</b> | <b>Total<br/>2021-22</b> | <b>Increase/<br/>(Decrease)</b> | <b>Percentage<br/>Change</b> |
|-------------------------------------|--------------------------|--------------------------|---------------------------------|------------------------------|
| <b>Doctoral Degree Institutions</b> |                          |                          |                                 |                              |
| Albany                              | \$ 17,075,047            | 13,114,302               | 3,960,745                       | 30.20 %                      |
| Binghamton                          | 80,024,179               | 33,060,144               | 46,964,035                      | 142.06 %                     |
| University at Buffalo               | 66,081,712               | 61,807,618               | 4,274,094                       | 6.92 %                       |
| Stony Brook                         | 83,374,865               | 75,918,139               | 7,456,726                       | 9.82 %                       |
| Alfred Ceramics                     | 978,559                  | 521,737                  | 456,822                         | 87.56 %                      |
| Cornell Statutory                   | 89,808,176               | 103,667,466              | (13,859,290)                    | (13.37)%                     |
| Forestry                            | 4,559,782                | 4,793,030                | (233,248)                       | (4.87)%                      |
| Downstate                           | 1,997,964                | 2,925,205                | (927,241)                       | (31.70)%                     |
| Polytechnic                         | 1,029,848                | 3,394,350                | (2,364,502)                     | (69.66)%                     |
| Upstate                             | 19,844,064               | 18,411,845               | 1,432,219                       | 7.78 %                       |
| Optometry                           | 2,773,394                | 907,912                  | 1,865,482                       | 205.47 %                     |
| <b>Total</b>                        | <b>367,547,590</b>       | <b>318,521,748</b>       | <b>49,025,842</b>               | <b>15.39 %</b>               |
| <b>Comprehensive Colleges</b>       |                          |                          |                                 |                              |
| Brockport                           | 3,688,010                | 3,718,649                | (30,639)                        | (0.82)%                      |
| Buffalo College                     | 6,650,067                | 8,911,503                | (2,261,436)                     | (25.38)%                     |
| Cortland                            | 4,489,551                | 3,909,148                | 580,403                         | 14.85 %                      |
| Empire State                        | 2,926,398                | 691,301                  | 2,235,097                       | 323.32 %                     |
| Fredonia                            | 2,641,022                | 1,912,976                | 728,046                         | 38.06 %                      |
| Geneseo                             | 3,070,915                | 4,188,618                | (1,117,703)                     | (26.68)%                     |
| New Paltz                           | 3,183,189                | 2,474,356                | 708,833                         | 28.65 %                      |
| Old Westbury                        | 325,122                  | 458,958                  | (133,836)                       | (29.16)%                     |
| Oneonta                             | 4,366,835                | 4,695,613                | (328,778)                       | (7.00)%                      |
| Oswego                              | 5,801,047                | 7,091,808                | (1,290,761)                     | (18.20)%                     |
| Plattsburgh                         | 3,751,980                | 2,405,445                | 1,346,535                       | 55.98 %                      |
| Potsdam                             | 2,594,180                | 3,031,627                | (437,447)                       | (14.43)%                     |
| Purchase                            | 2,164,773                | 2,634,434                | (469,661)                       | (17.83)%                     |
| <b>Total</b>                        | <b>45,653,089</b>        | <b>46,124,436</b>        | <b>(471,347)</b>                | <b>(1.02)%</b>               |
| <b>Technology Colleges</b>          |                          |                          |                                 |                              |
| Alfred State                        | 2,028,972                | 2,595,038                | (566,066)                       | (21.81)%                     |
| Canton                              | 1,187,977                | 2,043,176                | (855,199)                       | (41.86)%                     |
| Cobleskill                          | 2,588,419                | 1,522,633                | 1,065,786                       | 70.00 %                      |
| Delhi                               | 730,730                  | 1,450,251                | (719,521)                       | (49.61)%                     |
| Farmingdale                         | 3,543,262                | 2,907,945                | 635,317                         | 21.85 %                      |
| Maritime                            | 2,371,127                | 2,758,566                | (387,439)                       | (14.04)%                     |
| Morrisville                         | 1,634,678                | 2,998,733                | (1,364,055)                     | (45.49)%                     |
| <b>Total</b>                        | <b>14,085,165</b>        | <b>16,276,342</b>        | <b>(2,191,177)</b>              | <b>(13.46)%</b>              |
| Other                               | 11,518,762               | 8,856,475                | 2,662,287                       | 30.06 %                      |
| <b>Total</b>                        | <b>\$ 438,804,606</b>    | <b>389,779,001</b>       | <b>49,025,605</b>               | <b>12.58 %</b>               |



**FUNDRAISING SURVEY REPORT**  
**Comparison of Total Gifts By Individuals**  
**State-Operated Campuses and Statutory Colleges**  
**For the 2022-23 Fiscal Year**

| <b>Campus</b>                       | <b>Total<br/>2022-23</b> | <b>Total<br/>2021-22</b> | <b>Increase/<br/>(Decrease)</b> | <b>Percentage<br/>Change</b> |
|-------------------------------------|--------------------------|--------------------------|---------------------------------|------------------------------|
| <b>Doctoral Degree Institutions</b> |                          |                          |                                 |                              |
| Albany                              | \$ 7,218,767             | 4,334,147                | 2,884,620                       | 66.56 %                      |
| Binghamton                          | 8,178,963                | 8,625,464                | (446,501)                       | (5.18)%                      |
| University at Buffalo               | 15,887,935               | 15,552,788               | 335,147                         | 2.15 %                       |
| Stony Brook                         | 14,691,171               | 19,240,509               | (4,549,338)                     | (23.64)%                     |
| Alfred Ceramics                     | 941,059                  | 461,237                  | 479,822                         | 104.03 %                     |
| Cornell Statutory                   | 34,567,475               | 60,025,717               | (25,458,242)                    | (42.41)%                     |
| Forestry                            | 1,790,406                | 1,703,070                | 87,336                          | 5.13 %                       |
| Downstate                           | 552,592                  | 904,392                  | (351,800)                       | (38.90)%                     |
| Polytechnic                         | 304,083                  | 2,261,194                | (1,957,111)                     | (86.55)%                     |
| Upstate                             | 8,668,175                | 4,831,928                | 3,836,247                       | 79.39 %                      |
| Optometry                           | 2,075,225                | 282,903                  | 1,792,322                       | 633.55 %                     |
| <b>Total</b>                        | <b>94,875,851</b>        | <b>118,223,349</b>       | <b>(23,347,498)</b>             | <b>(19.75)%</b>              |
| <b>Comprehensive Colleges</b>       |                          |                          |                                 |                              |
| Brockport                           | 1,368,979                | 1,622,886                | (253,907)                       | (15.65)%                     |
| Buffalo College                     | 3,398,324                | 5,570,809                | (2,172,485)                     | (39.00)%                     |
| Cortland                            | 3,375,717                | 2,764,918                | 610,799                         | 22.09 %                      |
| Empire State                        | 2,249,500                | 388,880                  | 1,860,620                       | 478.46 %                     |
| Fredonia                            | 1,976,429                | 1,290,462                | 685,967                         | 53.16 %                      |
| Geneseo                             | 1,765,161                | 2,225,808                | (460,647)                       | (20.70)%                     |
| New Paltz                           | 2,431,704                | 1,697,885                | 733,819                         | 43.22 %                      |
| Old Westbury                        | 111,515                  | 111,412                  | 103                             | 0.09 %                       |
| Oneonta                             | 3,063,007                | 3,310,128                | (247,121)                       | (7.47)%                      |
| Oswego                              | 2,820,029                | 3,635,873                | (815,844)                       | (22.44)%                     |
| Plattsburgh                         | 1,951,633                | 1,252,083                | 699,550                         | 55.87 %                      |
| Potsdam                             | 1,843,573                | 1,818,756                | 24,817                          | 1.36 %                       |
| Purchase                            | 361,227                  | 899,839                  | (538,612)                       | (59.86)%                     |
| <b>Total</b>                        | <b>26,716,798</b>        | <b>26,589,739</b>        | <b>127,059</b>                  | <b>0.48 %</b>                |
| <b>Technology Colleges</b>          |                          |                          |                                 |                              |
| Alfred State                        | 924,195                  | 1,013,948                | (89,753)                        | (8.85)%                      |
| Canton                              | 920,526                  | 1,665,555                | (745,029)                       | (44.73)%                     |
| Cobleskill                          | 432,409                  | 403,692                  | 28,717                          | 7.11 %                       |
| Delhi                               | 365,175                  | 672,913                  | (307,738)                       | (45.73)%                     |
| Farmingdale                         | 1,639,159                | 2,366,830                | (727,671)                       | (30.74)%                     |
| Maritime                            | 979,761                  | 1,359,291                | (379,530)                       | (27.92)%                     |
| Morrisville                         | 1,122,720                | 2,065,885                | (943,165)                       | (45.65)%                     |
| <b>Total</b>                        | <b>6,383,945</b>         | <b>9,548,114</b>         | <b>(3,164,169)</b>              | <b>(33.14)%</b>              |
| Other                               | 11,259,328               | 8,815,204                | 2,444,124                       | 27.73 %                      |
| <b>Total</b>                        | <b>\$ 139,235,922</b>    | <b>163,176,406</b>       | <b>(23,940,484)</b>             | <b>(14.67)%</b>              |

**FUNDRAISING SURVEY REPORT**  
**Comparison of Total Gifts By Foundations/Corporations**  
**State-Operated Campuses and Statutory Colleges**  
**For the 2022-23 Fiscal Year**

| <b>Campus</b>                       | <b>Total<br/>2022-23</b> | <b>Total<br/>2021-22</b> | <b>Increase/<br/>(Decrease)</b> | <b>Percentage<br/>Change</b> |
|-------------------------------------|--------------------------|--------------------------|---------------------------------|------------------------------|
| <b>Doctoral Degree Institutions</b> |                          |                          |                                 |                              |
| Albany                              | \$ 9,856,280             | 8,780,155                | 1,076,125                       | 12.26 %                      |
| Binghamton                          | 71,845,216               | 24,434,680               | 47,410,536                      | 194.03 %                     |
| University at Buffalo               | 50,193,777               | 46,254,830               | 3,938,947                       | 8.52 %                       |
| Stony Brook                         | 68,683,694               | 56,677,630               | 12,006,064                      | 21.18 %                      |
| Alfred Ceramics                     | 37,500                   | 60,500                   | (23,000)                        | (38.02)%                     |
| Cornell Statutory                   | 55,240,701               | 43,641,749               | 11,598,952                      | 26.58 %                      |
| Forestry                            | 2,769,376                | 3,089,960                | (320,584)                       | (10.38)%                     |
| Downstate                           | 1,445,372                | 2,020,813                | (575,441)                       | (28.48)%                     |
| Polytechnic                         | 725,765                  | 1,133,156                | (407,391)                       | (35.95)%                     |
| Upstate                             | 11,175,889               | 13,579,917               | (2,404,028)                     | (17.70)%                     |
| Optometry                           | 698,169                  | 625,009                  | 73,160                          | 11.71 %                      |
| <b>Total</b>                        | <b>272,671,739</b>       | <b>200,298,399</b>       | <b>72,373,340</b>               | <b>36.13 %</b>               |
| <b>Comprehensive Colleges</b>       |                          |                          |                                 |                              |
| Brockport                           | 2,319,031                | 2,095,763                | 223,268                         | 10.65 %                      |
| Buffalo College                     | 3,251,743                | 3,340,694                | (88,951)                        | (2.66)%                      |
| Cortland                            | 1,113,834                | 1,144,230                | (30,396)                        | (2.66)%                      |
| Empire State                        | 676,898                  | 302,421                  | 374,477                         | 123.83 %                     |
| Fredonia                            | 664,593                  | 622,514                  | 42,079                          | 6.76 %                       |
| Geneseo                             | 1,305,754                | 1,962,810                | (657,056)                       | (33.48)%                     |
| New Paltz                           | 751,485                  | 776,471                  | (24,986)                        | (3.22)%                      |
| Old Westbury                        | 213,607                  | 347,546                  | (133,939)                       | (38.54)%                     |
| Oneonta                             | 1,303,828                | 1,385,485                | (81,657)                        | (5.89)%                      |
| Oswego                              | 2,981,018                | 3,455,935                | (474,917)                       | (13.74)%                     |
| Plattsburgh                         | 1,800,347                | 1,153,362                | 646,985                         | 56.10 %                      |
| Potsdam                             | 750,607                  | 1,212,871                | (462,264)                       | (38.11)%                     |
| Purchase                            | 1,803,546                | 1,734,595                | 68,951                          | 3.98 %                       |
| <b>Total</b>                        | <b>18,936,291</b>        | <b>19,534,697</b>        | <b>(598,406)</b>                | <b>(3.06)%</b>               |
| <b>Technology Colleges</b>          |                          |                          |                                 |                              |
| Alfred State                        | 1,104,777                | 1,581,090                | (476,313)                       | (30.13)%                     |
| Canton                              | 267,451                  | 377,621                  | (110,170)                       | (29.17)%                     |
| Cobleskill                          | 2,156,010                | 1,118,941                | 1,037,069                       | 92.68 %                      |
| Delhi                               | 365,555                  | 777,338                  | (411,783)                       | (52.97)%                     |
| Farmingdale                         | 1,904,103                | 541,115                  | 1,362,988                       | 251.89 %                     |
| Maritime                            | 1,391,366                | 1,399,275                | (7,909)                         | (0.57)%                      |
| Morrisville                         | 511,958                  | 932,848                  | (420,890)                       | (45.12)%                     |
| <b>Total</b>                        | <b>7,701,220</b>         | <b>6,728,228</b>         | <b>972,992</b>                  | <b>14.46 %</b>               |
| Other                               | 259,434                  | 41,271                   | 218,163                         | 528.61 %                     |
| <b>Total</b>                        | <b>\$ 299,568,684</b>    | <b>226,602,595</b>       | <b>72,966,089</b>               | <b>32.20 %</b>               |

# FUNDRAISING SURVEY REPORT

## Comparison of Total Gifts By Campus

### Community Colleges

#### For the 2022-23 Fiscal Year

| <b>Campus</b>                   | <b>Total<br/>2022-23</b> | <b>Total<br/>2021-22</b> | <b>Increase/<br/>(Decrease)</b> | <b>Percentage<br/>Change</b> |
|---------------------------------|--------------------------|--------------------------|---------------------------------|------------------------------|
| Adirondack                      | \$ 498,382               | 732,034                  | (233,652)                       | (31.92)%                     |
| Broome                          | 2,296,750                | 4,430,168                | (2,133,418)                     | (48.16)%                     |
| Cayuga County                   | 336,498                  | 353,208                  | (16,710)                        | (4.73)%                      |
| Clinton                         | 487,566                  | 181,048                  | 306,518                         | 169.30 %                     |
| Columbia-Greene                 | 1,174,599                | 1,188,843                | (14,244)                        | (1.20)%                      |
| Corning                         | 269,272                  | 508,923                  | (239,651)                       | (47.09)%                     |
| Dutchess                        | 1,142,503                | 995,550                  | 146,953                         | 14.76 %                      |
| Erie                            | 930,405                  | 913,635                  | 16,770                          | 1.84 %                       |
| Fashion Institute of Technology | 4,371,098                | 9,157,259                | (4,786,161)                     | (52.27)%                     |
| Finger Lakes                    | 3,175,526                | 1,487,599                | 1,687,927                       | 113.47 %                     |
| Fulton Montgomery               | 245,899                  | 295,139                  | (49,240)                        | (16.68)%                     |
| Genesee                         | 265,445                  | 252,356                  | 13,089                          | 5.19 %                       |
| Herkimer County                 | 155,796                  | 142,973                  | 12,823                          | 8.97 %                       |
| Hudson Valley                   | 1,436,725                | 1,385,120                | 51,605                          | 3.73 %                       |
| Jamestown                       | 1,269,451                | 2,889,317                | (1,619,866)                     | (56.06)%                     |
| Jefferson                       | 282,656                  | 233,164                  | 49,492                          | 21.23 %                      |
| Mohawk Valley                   | 668,072                  | 892,161                  | (224,089)                       | (25.12)%                     |
| Monroe                          | 6,178,910                | 8,364,713                | (2,185,803)                     | (26.13)%                     |
| Nassau                          | 1,184,652                | 1,511,000                | (326,348)                       | (21.60)%                     |
| Niagara County                  | 1,368,572                | 925,775                  | 442,797                         | 47.83 %                      |
| North Country                   | 116,197                  | 73,530                   | 42,667                          | 58.03 %                      |
| Onondaga                        | 1,023,224                | 1,761,538                | (738,314)                       | (41.91)%                     |
| Orange County                   | 967,447                  | 798,712                  | 168,735                         | 21.13 %                      |
| Rockland                        | 435,878                  | 348,871                  | 87,007                          | 24.94 %                      |
| Schenectady County              | 829,636                  | 756,735                  | 72,901                          | 9.63 %                       |
| Suffolk County                  | 1,778,008                | 3,216,626                | (1,438,618)                     | (44.72)%                     |
| Sullivan County                 | —                        | 17,350                   | (17,350)                        | 100.00 %                     |
| Tompkins Cortland               | 1,559,570                | 1,230,571                | 328,999                         | 26.74 %                      |
| Ulster County                   | 2,268,842                | 1,843,335                | 425,507                         | 23.08 %                      |
| Westchester                     | 4,692,635                | 4,677,241                | 15,394                          | 0.33 %                       |
| <b>Total</b>                    | <b>\$ 41,410,214</b>     | <b>51,564,494</b>        | <b>(10,154,280)</b>             | <b>(19.69)%</b>              |

**FUNDRAISING SURVEY REPORT**  
**Comparison of Total Gifts By Individuals**  
**Community Colleges**  
**For the 2022-23 Fiscal Year**

| <b>Campus</b>                   | <b>Total<br/>2022-23</b> | <b>Total<br/>2021-22</b> | <b>Increase/<br/>(Decrease)</b> | <b>Percentage<br/>Change</b> |
|---------------------------------|--------------------------|--------------------------|---------------------------------|------------------------------|
| Adirondack                      | \$ 110,637               | 323,109                  | (212,472)                       | (65.76)%                     |
| Broome                          | 1,639,733                | 3,825,912                | (2,186,179)                     | (57.14)%                     |
| Cayuga County                   | 160,748                  | 285,908                  | (125,160)                       | (43.78)%                     |
| Clinton                         | 450,766                  | 52,524                   | 398,242                         | 758.21 %                     |
| Columbia-Greene                 | 447,244                  | 356,606                  | 90,638                          | 25.42 %                      |
| Corning                         | 124,008                  | 251,281                  | (127,273)                       | (50.65)%                     |
| Dutchess                        | 454,996                  | 415,188                  | 39,808                          | 9.59 %                       |
| Erie                            | 117,224                  | 254,512                  | (137,288)                       | (53.94)%                     |
| Fashion Institute of Technology | 1,270,156                | 2,500,402                | (1,230,246)                     | (49.20)%                     |
| Finger Lakes                    | 1,989,058                | 449,848                  | 1,539,210                       | 342.16 %                     |
| Fulton Montgomery               | 245,899                  | 115,296                  | 130,603                         | 113.28 %                     |
| Genesee                         | 58,364                   | 86,837                   | (28,473)                        | (32.79)%                     |
| Herkimer County                 | 97,743                   | 80,040                   | 17,703                          | 22.12 %                      |
| Hudson Valley                   | 305,654                  | 210,424                  | 95,230                          | 45.26 %                      |
| Jamestown                       | 320,271                  | 276,303                  | 43,968                          | 15.91 %                      |
| Jefferson                       | 207,706                  | 233,164                  | (25,458)                        | (10.92)%                     |
| Mohawk Valley                   | 256,047                  | 444,286                  | (188,239)                       | (42.37)%                     |
| Monroe                          | 2,027,290                | 2,853,542                | (826,252)                       | (28.96)%                     |
| Nassau                          | 48,407                   | 423,261                  | (374,854)                       | (88.56)%                     |
| Niagara County                  | 571,595                  | 173,903                  | 397,692                         | 228.69 %                     |
| North Country                   | 116,197                  | 45,530                   | 70,667                          | 100.00 %                     |
| Onondaga                        | 201,563                  | 1,267,570                | (1,066,007)                     | (84.10)%                     |
| Orange County                   | 237,578                  | 336,307                  | (98,729)                        | (29.36)%                     |
| Rockland                        | 89,648                   | 67,070                   | 22,578                          | 33.66 %                      |
| Schenectady County              | 597,147                  | 480,424                  | 116,723                         | 24.30 %                      |
| Suffolk County                  | 152,140                  | 266,618                  | (114,478)                       | (42.94)%                     |
| Sullivan County                 | —                        | 17,350                   | (17,350)                        | —                            |
| Tompkins Cortland               | 1,290,989                | 746,009                  | 544,980                         | 73.05 %                      |
| Ulster County                   | 1,328,125                | 625,500                  | 702,625                         | 112.33 %                     |
| Westchester                     | 845,323                  | 1,168,678                | (323,355)                       | (27.67)%                     |
| <b>Total</b>                    | <b>\$ 15,762,256</b>     | <b>18,633,402</b>        | <b>(2,871,146)</b>              | <b>(15.41)%</b>              |

**FUNDRAISING SURVEY REPORT**  
**Comparison of Total Gifts By Foundations/Corporations**  
**Community Colleges**  
**For the 2022-23 Fiscal Year**

| <b>Campus</b>                   | <b>Total<br/>2022-23</b> | <b>Total<br/>2021-22</b> | <b>Increase/<br/>(Decrease)</b> | <b>Percentage<br/>Change</b> |
|---------------------------------|--------------------------|--------------------------|---------------------------------|------------------------------|
| Adirondack                      | \$ 387,745               | 408,925                  | (21,180)                        | (5.18)%                      |
| Broome                          | 657,017                  | 604,256                  | 52,761                          | 8.73 %                       |
| Cayuga County                   | 175,750                  | 67,300                   | 108,450                         | 161.14 %                     |
| Clinton                         | 36,800                   | 128,524                  | (91,724)                        | (71.37)%                     |
| Columbia-Greene                 | 727,355                  | 832,237                  | (104,882)                       | (12.60)%                     |
| Corning                         | 145,264                  | 257,642                  | (112,378)                       | (43.62)%                     |
| Dutchess                        | 687,507                  | 580,362                  | 107,145                         | 18.46 %                      |
| Erie                            | 813,181                  | 659,123                  | 154,058                         | 23.37 %                      |
| Fashion Institute of Technology | 3,100,942                | 6,656,857                | (3,555,915)                     | (53.42)%                     |
| Finger Lakes                    | 1,186,468                | 1,037,751                | 148,717                         | 14.33 %                      |
| Fulton Montgomery               | —                        | 179,843                  | (179,843)                       | (100.00)%                    |
| Genesee                         | 207,081                  | 165,519                  | 41,562                          | 25.11 %                      |
| Herkimer County                 | 58,053                   | 62,933                   | (4,880)                         | (7.75)%                      |
| Hudson Valley                   | 1,131,071                | 1,174,696                | (43,625)                        | (3.71)%                      |
| Jamestown                       | 949,180                  | 2,613,014                | (1,663,834)                     | (63.67)%                     |
| Jefferson                       | 74,950                   | —                        | 74,950                          | #DIV/0!                      |
| Mohawk Valley                   | 412,025                  | 447,875                  | (35,850)                        | (8.00)%                      |
| Monroe                          | 4,151,620                | 5,511,171                | (1,359,551)                     | (24.67)%                     |
| Nassau                          | 1,136,245                | 1,087,739                | 48,506                          | 4.46 %                       |
| Niagara County                  | 796,977                  | 751,872                  | 45,105                          | 6.00 %                       |
| North Country                   | —                        | 28,000                   | (28,000)                        | (100.00)%                    |
| Onondaga                        | 821,661                  | 493,968                  | 327,693                         | 66.34 %                      |
| Orange County                   | 729,869                  | 462,405                  | 267,464                         | 57.84 %                      |
| Rockland                        | 346,230                  | 281,801                  | 64,429                          | 22.86 %                      |
| Schenectady County              | 232,489                  | 276,311                  | (43,822)                        | (15.86)%                     |
| Suffolk County                  | 1,625,868                | 2,950,008                | (1,324,140)                     | (44.89)%                     |
| Sullivan County                 | —                        | —                        | —                               | —                            |
| Tompkins Cortland               | 268,581                  | 484,562                  | (215,981)                       | (44.57)%                     |
| Ulster County                   | 940,717                  | 1,217,835                | (277,118)                       | (22.75)%                     |
| Westchester                     | 3,847,312                | 3,508,563                | 338,749                         | 9.65 %                       |
| <b>Total</b>                    | <b>\$ 25,647,958</b>     | <b>32,931,092</b>        | <b>(7,283,134)</b>              | <b>(22.12)%</b>              |

# FUNDRAISING SURVEY REPORT

## Summary of Gifts by Campus

### Doctoral Degree Institutions

#### Five-Year Summary

| <u>Albany</u>      | <b>2022-23</b>       | <b>2021-22</b>    | <b>2020-21</b>    | <b>2019-20</b>    | <b>2018-19</b>   |
|--------------------|----------------------|-------------------|-------------------|-------------------|------------------|
|                    | <u>Total</u>         | <u>Total</u>      | <u>Total</u>      | <u>Total</u>      | <u>Total</u>     |
| Unrestricted       | \$ 756,008           | 1,927,214         | 2,884,146         | 2,459,168         | 1,216,203        |
| Restricted - PP&E  | 4,000                | —                 | 5,001             | 1,026             | 3,151            |
| Restricted - Other | 8,520,835            | 6,595,586         | 7,848,044         | 6,205,825         | 4,874,935        |
| Endowment          | 7,794,204            | 4,591,502         | 4,633,744         | 5,802,374         | 3,566,186        |
| <b>Total</b>       | <b>\$ 17,075,047</b> | <b>13,114,302</b> | <b>15,370,935</b> | <b>14,468,393</b> | <b>9,660,475</b> |

| <u>Binghamton</u>  | <b>2022-23</b>       | <b>2021-22</b>    | <b>2020-21</b>    | <b>2019-20</b>    | <b>2018-19</b>    |
|--------------------|----------------------|-------------------|-------------------|-------------------|-------------------|
|                    | <u>Total</u>         | <u>Total</u>      | <u>Total</u>      | <u>Total</u>      | <u>Total</u>      |
| Unrestricted       | \$ 842,180           | 861,117           | 731,275           | 779,596           | 704,489           |
| Restricted - PP&E  | 25,005,924           | 20,654,455        | 1,370,634         | 45,023,956        | 3,247,717         |
| Restricted - Other | 10,035,260           | 5,806,703         | 6,103,131         | 5,078,987         | 5,260,998         |
| Endowment          | 44,140,815           | 5,737,869         | 4,429,050         | 4,092,869         | 5,996,195         |
| <b>Total</b>       | <b>\$ 80,024,179</b> | <b>33,060,144</b> | <b>12,634,090</b> | <b>54,975,408</b> | <b>15,209,399</b> |

| <u>University at Buffalo</u> | <b>2022-23</b>       | <b>2021-22</b>    | <b>2020-21</b>    | <b>2019-20</b>    | <b>2018-19</b>    |
|------------------------------|----------------------|-------------------|-------------------|-------------------|-------------------|
|                              | <u>Total</u>         | <u>Total</u>      | <u>Total</u>      | <u>Total</u>      | <u>Total</u>      |
| Unrestricted                 | \$ 81,218            | 65,373            | 94,272            | 59,549            | 113,099           |
| Restricted - PP&E            | 4,439,653            | 3,634,709         | 6,924,245         | 6,552,369         | 15,286,371        |
| Restricted - Other           | 47,055,211           | 45,894,659        | 34,465,834        | 40,220,960        | 34,184,381        |
| Endowment                    | 14,505,630           | 12,212,877        | 24,129,075        | 9,670,191         | 9,258,382         |
| <b>Total</b>                 | <b>\$ 66,081,712</b> | <b>61,807,618</b> | <b>65,613,426</b> | <b>56,503,069</b> | <b>58,842,233</b> |

| <u>Stony Brook</u> | <b>2022-23</b>       | <b>2021-22</b>    | <b>2020-21</b>     | <b>2019-20</b>    | <b>2018-19</b>    |
|--------------------|----------------------|-------------------|--------------------|-------------------|-------------------|
|                    | <u>Total</u>         | <u>Total</u>      | <u>Total</u>       | <u>Total</u>      | <u>Total</u>      |
| Unrestricted       | \$ 242,098           | 327,971           | 303,319            | 390,507           | 413,993           |
| Restricted - PP&E  | —                    | 357,687           | 1,093,564          | 296,467           | 1,464,346         |
| Restricted - Other | 70,190,260           | 63,297,149        | 83,961,221         | 53,829,046        | 46,587,972        |
| Endowment          | 12,942,507           | 11,935,332        | 18,094,454         | 13,385,965        | 20,034,703        |
| <b>Total</b>       | <b>\$ 83,374,865</b> | <b>75,918,139</b> | <b>103,452,558</b> | <b>67,901,985</b> | <b>68,501,014</b> |

| <u>Alfred Ceramics</u> | <b>2022-23</b>    | <b>2021-22</b> | <b>2020-21</b> | <b>2019-20</b>   | <b>2018-19</b>   |
|------------------------|-------------------|----------------|----------------|------------------|------------------|
|                        | <u>Total</u>      | <u>Total</u>   | <u>Total</u>   | <u>Total</u>     | <u>Total</u>     |
| Unrestricted           | \$ 336,029        | 374,028        | 455,791        | 541,356          | 533,091          |
| Restricted - PP&E      | —                 | —              | —              | —                | —                |
| Restricted - Other     | 39,267            | 96,945         | 140,107        | 14,642           | 17,924           |
| Endowment              | 603,263           | 50,764         | 277,006        | 1,022,904        | 1,093,386        |
| <b>Total</b>           | <b>\$ 978,559</b> | <b>521,737</b> | <b>872,904</b> | <b>1,578,902</b> | <b>1,644,401</b> |

# FUNDRAISING SURVEY REPORT

## Summary of Gifts by Campus

### Doctoral Degree Institutions

#### Five-Year Summary

| <u>Cornell Statutory</u> |           | <b>2022-23</b>           | <b>2021-22</b>            | <b>2020-21</b>           | <b>2019-20</b>           | <b>2018-19</b>           |
|--------------------------|-----------|--------------------------|---------------------------|--------------------------|--------------------------|--------------------------|
|                          |           | <u><b>Total</b></u>      | <u><b>Total</b></u>       | <u><b>Total</b></u>      | <u><b>Total</b></u>      | <u><b>Total</b></u>      |
| Unrestricted             | \$        | 15,518,569               | 14,917,166                | 13,134,955               | 12,750,698               | 12,398,638               |
| Restricted - PP&E        |           | 50,000                   | 50,000                    | 50,000                   | 310,000                  | 250,000                  |
| Restricted - Other       |           | 42,237,400               | 32,277,100                | 35,430,154               | 25,834,142               | 25,983,779               |
| Endowment                |           | 32,002,207               | 56,423,200                | 26,544,128               | 46,099,151               | 18,620,184               |
| <b>Total</b>             | <b>\$</b> | <u><u>89,808,176</u></u> | <u><u>103,667,466</u></u> | <u><u>75,159,237</u></u> | <u><u>84,993,991</u></u> | <u><u>57,252,601</u></u> |
|                          |           |                          |                           |                          |                          |                          |
| <u>Forestry</u>          |           | <b>2022-23</b>           | <b>2021-22</b>            | <b>2020-21</b>           | <b>2019-20</b>           | <b>2018-19</b>           |
|                          |           | <u><b>Total</b></u>      | <u><b>Total</b></u>       | <u><b>Total</b></u>      | <u><b>Total</b></u>      | <u><b>Total</b></u>      |
| Unrestricted             | \$        | 596,136                  | 576,301                   | 749,612                  | 519,714                  | 508,784                  |
| Restricted - PP&E        |           | —                        | —                         | —                        | —                        | —                        |
| Restricted - Other       |           | 2,966,553                | 3,715,928                 | 2,780,600                | 2,346,257                | 1,764,106                |
| Endowment                |           | 997,093                  | 500,801                   | 1,568,713                | 538,194                  | 577,122                  |
| <b>Total</b>             | <b>\$</b> | <u><u>4,559,782</u></u>  | <u><u>4,793,030</u></u>   | <u><u>5,098,925</u></u>  | <u><u>3,404,165</u></u>  | <u><u>2,850,012</u></u>  |
|                          |           |                          |                           |                          |                          |                          |
| <u>Downstate</u>         |           | <b>2022-23</b>           | <b>2021-22</b>            | <b>2020-21</b>           | <b>2019-20</b>           | <b>2018-19</b>           |
|                          |           | <u><b>Total</b></u>      | <u><b>Total</b></u>       | <u><b>Total</b></u>      | <u><b>Total</b></u>      | <u><b>Total</b></u>      |
| Unrestricted             | \$        | 19,883                   | 335,365                   | 146,018                  | 20,268                   | 40,346                   |
| Restricted - PP&E        |           | —                        | —                         | —                        | —                        | —                        |
| Restricted - Other       |           | 1,928,081                | 2,588,840                 | 1,474,127                | 5,094,166                | 2,684,897                |
| Endowment                |           | 50,000                   | 1,000                     | —                        | 323,374                  | —                        |
| <b>Total</b>             | <b>\$</b> | <u><u>1,997,964</u></u>  | <u><u>2,925,205</u></u>   | <u><u>1,620,145</u></u>  | <u><u>5,437,808</u></u>  | <u><u>2,725,243</u></u>  |
|                          |           |                          |                           |                          |                          |                          |
| <u>Polytechnic</u>       |           | <b>2022-23</b>           | <b>2021-22</b>            | <b>2020-21</b>           | <b>2019-20</b>           | <b>2018-19</b>           |
|                          |           | <u><b>Total</b></u>      | <u><b>Total</b></u>       | <u><b>Total</b></u>      | <u><b>Total</b></u>      | <u><b>Total</b></u>      |
| Unrestricted             | \$        | 97,596                   | 100,403                   | 119,539                  | 81,123                   | 134,550                  |
| Restricted - PP&E        |           | —                        | 1,185,750                 | —                        | —                        | —                        |
| Restricted - Other       |           | 932,252                  | 2,108,197                 | 756,969                  | 442,669                  | 433,104                  |
| Endowment                |           | —                        | —                         | —                        | —                        | —                        |
| <b>Total</b>             | <b>\$</b> | <u><u>1,029,848</u></u>  | <u><u>3,394,350</u></u>   | <u><u>876,508</u></u>    | <u><u>523,792</u></u>    | <u><u>567,654</u></u>    |
|                          |           |                          |                           |                          |                          |                          |
| <u>Upstate</u>           |           | <b>2022-23</b>           | <b>2021-22</b>            | <b>2020-21</b>           | <b>2019-20</b>           | <b>2018-19</b>           |
|                          |           | <u><b>Total</b></u>      | <u><b>Total</b></u>       | <u><b>Total</b></u>      | <u><b>Total</b></u>      | <u><b>Total</b></u>      |
| Unrestricted             | \$        | 653,889                  | 623,632                   | 551,535                  | 650,603                  | 582,000                  |
| Restricted - PP&E        |           | 4,800                    | 70,950                    | —                        | —                        | —                        |
| Restricted - Other       |           | 13,443,944               | 9,060,428                 | 12,615,490               | 10,507,063               | 7,081,151                |
| Endowment                |           | 5,741,431                | 8,656,835                 | 2,946,256                | 2,328,217                | 2,872,695                |
| <b>Total</b>             | <b>\$</b> | <u><u>19,844,064</u></u> | <u><u>18,411,845</u></u>  | <u><u>16,113,281</u></u> | <u><u>13,485,883</u></u> | <u><u>10,535,846</u></u> |

# FUNDRAISING SURVEY REPORT

## Summary of Gifts by Campus

### Doctoral Degree Institutions

#### Five-Year Summary

| <u>Optometry</u>   | <b>2022-23</b>             | <b>2021-22</b>        | <b>2020-21</b>        | <b>2019-20</b>          | <b>2018-19</b>          |
|--------------------|----------------------------|-----------------------|-----------------------|-------------------------|-------------------------|
|                    | <u>Total</u>               | <u>Total</u>          | <u>Total</u>          | <u>Total</u>            | <u>Total</u>            |
| Unrestricted       | \$ 203,502                 | 139,873               | 200,171               | 1,141,081               | 70,439                  |
| Restricted - PP&E  | —                          | —                     | 12,425                | 20,958                  | 366,616                 |
| Restricted - Other | 547,881                    | 473,019               | 583,286               | 652,305                 | 895,902                 |
| Endowment          | 2,022,011                  | 295,020               | 157,164               | 229,603                 | 48,275                  |
| <b>Total</b>       | <b>\$ <u>2,773,394</u></b> | <b><u>907,912</u></b> | <b><u>953,046</u></b> | <b><u>2,043,947</u></b> | <b><u>1,381,232</u></b> |

#### Total Doctoral Degree Institutions

|                    | <b>2022-23</b>               | <b>2021-22</b>            | <b>2020-21</b>            | <b>2019-20</b>            | <b>2018-19</b>            |
|--------------------|------------------------------|---------------------------|---------------------------|---------------------------|---------------------------|
|                    | <u>Total</u>                 | <u>Total</u>              | <u>Total</u>              | <u>Total</u>              | <u>Total</u>              |
| Unrestricted       | \$ 19,347,108                | 20,248,443                | 19,370,633                | 19,393,663                | 16,715,632                |
| Restricted - PP&E  | 29,504,377                   | 25,953,551                | 9,455,869                 | 52,204,776                | 20,618,201                |
| Restricted - Other | 197,896,944                  | 171,914,554               | 186,158,963               | 150,226,062               | 129,769,149               |
| Endowment          | 120,799,161                  | 100,405,200               | 82,779,590                | 83,492,842                | 62,067,128                |
| <b>Total</b>       | <b>\$ <u>367,547,590</u></b> | <b><u>318,521,748</u></b> | <b><u>297,765,055</u></b> | <b><u>305,317,343</u></b> | <b><u>229,170,110</u></b> |



# FUNDRAISING SURVEY REPORT

## Summary of Gifts by Campus

### Comprehensive Colleges

#### Five-Year Summary

| <u>Brockport</u>     | <b>2022-23</b>      | <b>2021-22</b>   | <b>2020-21</b>   | <b>2019-20</b>   | <b>2018-19</b>   |
|----------------------|---------------------|------------------|------------------|------------------|------------------|
|                      | <u>Total</u>        | <u>Total</u>     | <u>Total</u>     | <u>Total</u>     | <u>Total</u>     |
| Unrestricted         | \$ 461,414          | 493,394          | 514,855          | 445,810          | 496,198          |
| Restricted - PP&E    | —                   | —                | —                | —                | —                |
| Restricted - Other   | 2,630,295           | 2,553,881        | 2,168,229        | 2,166,646        | 2,140,584        |
| Endowment            | 596,301             | 671,374          | 927,483          | 385,016          | 501,567          |
| <b>Total</b>         | <b>\$ 3,688,010</b> | <b>3,718,649</b> | <b>3,610,567</b> | <b>2,997,472</b> | <b>3,138,349</b> |
|                      |                     |                  |                  |                  |                  |
| <u>Buffalo State</u> | <b>2022-23</b>      | <b>2021-22</b>   | <b>2020-21</b>   | <b>2019-20</b>   | <b>2018-19</b>   |
|                      | <u>Total</u>        | <u>Total</u>     | <u>Total</u>     | <u>Total</u>     | <u>Total</u>     |
| Unrestricted         | \$ 1,614,306        | 2,377,957        | 965,877          | 609,333          | 348,515          |
| Restricted - PP&E    | 12,740              | 113,827          | 54,696           | —                | 50,130           |
| Restricted - Other   | 5,022,659           | 6,419,541        | 1,893,016        | 4,329,909        | 2,827,224        |
| Endowment            | 362                 | 178              | 2,264,920        | 40,000           | 792,054          |
| <b>Total</b>         | <b>\$ 6,650,067</b> | <b>8,911,503</b> | <b>5,178,509</b> | <b>4,979,242</b> | <b>4,017,923</b> |
|                      |                     |                  |                  |                  |                  |
| <u>Cortland</u>      | <b>2022-23</b>      | <b>2021-22</b>   | <b>2020-21</b>   | <b>2019-20</b>   | <b>2018-19</b>   |
|                      | <u>Total</u>        | <u>Total</u>     | <u>Total</u>     | <u>Total</u>     | <u>Total</u>     |
| Unrestricted         | \$ 666,562          | 495,170          | 384,931          | 400,734          | 328,620          |
| Restricted - PP&E    | 248,728             | 186,597          | 58,866           | 65,454           | 60,308           |
| Restricted - Other   | 1,421,239           | 1,492,037        | 1,194,078        | 1,124,059        | 858,513          |
| Endowment            | 2,153,022           | 1,735,344        | 1,240,475        | 3,605,200        | 1,495,615        |
| <b>Total</b>         | <b>\$ 4,489,551</b> | <b>3,909,148</b> | <b>2,878,350</b> | <b>5,195,447</b> | <b>2,743,056</b> |
|                      |                     |                  |                  |                  |                  |
| <u>Empire State</u>  | <b>2022-23</b>      | <b>2021-22</b>   | <b>2020-21</b>   | <b>2019-20</b>   | <b>2018-19</b>   |
|                      | <u>Total</u>        | <u>Total</u>     | <u>Total</u>     | <u>Total</u>     | <u>Total</u>     |
| Unrestricted         | \$ 217,121          | 217,110          | 172,669          | 170,228          | 210,100          |
| Restricted - PP&E    | —                   | —                | —                | —                | —                |
| Restricted - Other   | 1,204,132           | 292,640          | 390,693          | 859,488          | 288,373          |
| Endowment            | 1,505,145           | 181,551          | 155,093          | 294,917          | 95,428           |
| <b>Total</b>         | <b>\$ 2,926,398</b> | <b>691,301</b>   | <b>718,455</b>   | <b>1,324,633</b> | <b>593,901</b>   |
|                      |                     |                  |                  |                  |                  |
| <u>Fredonia</u>      | <b>2022-23</b>      | <b>2021-22</b>   | <b>2020-21</b>   | <b>2019-20</b>   | <b>2018-19</b>   |
|                      | <u>Total</u>        | <u>Total</u>     | <u>Total</u>     | <u>Total</u>     | <u>Total</u>     |
| Unrestricted         | \$ 130,015          | 125,056          | 125,932          | 1,094,519        | 136,584          |
| Restricted - PP&E    | —                   | —                | —                | —                | —                |
| Restricted - Other   | 1,221,397           | 1,155,570        | 888,516          | 1,014,224        | 1,355,434        |
| Endowment            | 1,289,610           | 632,350          | 979,350          | 2,966,374        | 1,076,778        |
| <b>Total</b>         | <b>\$ 2,641,022</b> | <b>1,912,976</b> | <b>1,993,798</b> | <b>5,075,117</b> | <b>2,568,796</b> |

# FUNDRAISING SURVEY REPORT

## Summary of Gifts by Campus

### Comprehensive Colleges

#### Five-Year Summary

| <u>Geneseo</u>      |           | <b>2022-23</b>                 | <b>2021-22</b>                 | <b>2020-21</b>                 | <b>2019-20</b>                 | <b>2018-19</b>                 |
|---------------------|-----------|--------------------------------|--------------------------------|--------------------------------|--------------------------------|--------------------------------|
|                     |           | <u><b>Total</b></u>            | <u><b>Total</b></u>            | <u><b>Total</b></u>            | <u><b>Total</b></u>            | <u><b>Total</b></u>            |
| Unrestricted        | \$        | 842,500                        | 983,754                        | 565,299                        | 551,342                        | 612,880                        |
| Restricted - PP&E   |           | —                              | —                              | —                              | —                              | —                              |
| Restricted - Other  |           | 1,057,134                      | 1,003,680                      | 767,405                        | 1,558,360                      | 918,700                        |
| Endowment           |           | 1,171,281                      | 2,201,184                      | 1,001,269                      | 839,290                        | 436,584                        |
| <b>Total</b>        | <b>\$</b> | <u><u><b>3,070,915</b></u></u> | <u><u><b>4,188,618</b></u></u> | <u><u><b>2,333,973</b></u></u> | <u><u><b>2,948,992</b></u></u> | <u><u><b>1,968,164</b></u></u> |
|                     |           |                                |                                |                                |                                |                                |
| <u>New Paltz</u>    |           | <b>2022-23</b>                 | <b>2021-22</b>                 | <b>2020-21</b>                 | <b>2019-20</b>                 | <b>2018-19</b>                 |
|                     |           | <u><b>Total</b></u>            | <u><b>Total</b></u>            | <u><b>Total</b></u>            | <u><b>Total</b></u>            | <u><b>Total</b></u>            |
| Unrestricted        | \$        | 562,305                        | 467,008                        | 406,334                        | 409,802                        | 426,405                        |
| Restricted - PP&E   |           | 362,588                        | 341,679                        | 290,080                        | 432,415                        | 502,979                        |
| Restricted - Other  |           | 840,926                        | 1,253,881                      | 955,029                        | 917,467                        | 1,343,960                      |
| Endowment           |           | 1,417,370                      | 411,788                        | 750,252                        | 684,880                        | 1,072,829                      |
| <b>Total</b>        | <b>\$</b> | <u><u><b>3,183,189</b></u></u> | <u><u><b>2,474,356</b></u></u> | <u><u><b>2,401,695</b></u></u> | <u><u><b>2,444,564</b></u></u> | <u><u><b>3,346,173</b></u></u> |
|                     |           |                                |                                |                                |                                |                                |
| <u>Old Westbury</u> |           | <b>2022-23</b>                 | <b>2021-22</b>                 | <b>2020-21</b>                 | <b>2019-20</b>                 | <b>2018-19</b>                 |
|                     |           | <u><b>Total</b></u>            | <u><b>Total</b></u>            | <u><b>Total</b></u>            | <u><b>Total</b></u>            | <u><b>Total</b></u>            |
| Unrestricted        | \$        | 23,153                         | 20,696                         | 1,260                          | 810                            | 193,383                        |
| Restricted - PP&E   |           | —                              | —                              | —                              | —                              | —                              |
| Restricted - Other  |           | 301,969                        | 438,262                        | 332,939                        | 208,255                        | 316,029                        |
| Endowment           |           | —                              | —                              | —                              | —                              | —                              |
| <b>Total</b>        | <b>\$</b> | <u><u><b>325,122</b></u></u>   | <u><u><b>458,958</b></u></u>   | <u><u><b>334,199</b></u></u>   | <u><u><b>209,065</b></u></u>   | <u><u><b>509,412</b></u></u>   |
|                     |           |                                |                                |                                |                                |                                |
| <u>Oneonta</u>      |           | <b>2022-23</b>                 | <b>2021-22</b>                 | <b>2020-21</b>                 | <b>2019-20</b>                 | <b>2018-19</b>                 |
|                     |           | <u><b>Total</b></u>            | <u><b>Total</b></u>            | <u><b>Total</b></u>            | <u><b>Total</b></u>            | <u><b>Total</b></u>            |
| Unrestricted        | \$        | 441,387                        | 441,387                        | 463,277                        | 460,300                        | 473,028                        |
| Restricted - PP&E   |           | 25                             | —                              | —                              | —                              | —                              |
| Restricted - Other  |           | 1,192,785                      | 1,202,529                      | 2,017,467                      | 1,462,932                      | 1,187,023                      |
| Endowment           |           | 2,732,638                      | 3,051,697                      | 1,912,863                      | 2,499,171                      | 1,903,530                      |
| <b>Total</b>        | <b>\$</b> | <u><u><b>4,366,835</b></u></u> | <u><u><b>4,695,613</b></u></u> | <u><u><b>4,393,607</b></u></u> | <u><u><b>4,422,403</b></u></u> | <u><u><b>3,563,581</b></u></u> |
|                     |           |                                |                                |                                |                                |                                |
| <u>Oswego</u>       |           | <b>2022-23</b>                 | <b>2021-22</b>                 | <b>2020-21</b>                 | <b>2019-20</b>                 | <b>2018-19</b>                 |
|                     |           | <u><b>Total</b></u>            | <u><b>Total</b></u>            | <u><b>Total</b></u>            | <u><b>Total</b></u>            | <u><b>Total</b></u>            |
| Unrestricted        | \$        | 525,957                        | 675,681                        | 422,690                        | 556,690                        | 806,965                        |
| Restricted - PP&E   |           | 1,051                          | 23,465                         | 14,086                         | 1,696                          | 2,706                          |
| Restricted - Other  |           | 2,668,680                      | 2,296,316                      | 1,956,451                      | 2,042,575                      | 1,618,799                      |
| Endowment           |           | 2,605,359                      | 4,096,346                      | 1,890,956                      | 2,121,698                      | 2,308,828                      |
| <b>Total</b>        | <b>\$</b> | <u><u><b>5,801,047</b></u></u> | <u><u><b>7,091,808</b></u></u> | <u><u><b>4,284,183</b></u></u> | <u><u><b>4,722,659</b></u></u> | <u><u><b>4,737,298</b></u></u> |

# FUNDRAISING SURVEY REPORT

## Summary of Gifts by Campus

### Comprehensive Colleges

#### Five-Year Summary

| <u>Plattsburgh</u> | <b>2022-23</b>             | <b>2021-22</b>          | <b>2020-21</b>          | <b>2019-20</b>          | <b>2018-19</b>          |
|--------------------|----------------------------|-------------------------|-------------------------|-------------------------|-------------------------|
|                    | <u>Total</u>               | <u>Total</u>            | <u>Total</u>            | <u>Total</u>            | <u>Total</u>            |
| Unrestricted       | \$ 1,514,287               | 465,610                 | 474,868                 | 812,464                 | 616,152                 |
| Restricted - PP&E  | 3,375                      | 3,877                   | 290,501                 | 448,179                 | 141,180                 |
| Restricted - Other | 1,693,019                  | 1,077,551               | 705,130                 | 1,164,269               | 1,251,941               |
| Endowment          | 541,299                    | 858,407                 | 948,552                 | 708,020                 | 1,914,821               |
| <b>Total</b>       | <b>\$ <u>3,751,980</u></b> | <b><u>2,405,445</u></b> | <b><u>2,419,051</u></b> | <b><u>3,132,932</u></b> | <b><u>3,924,094</u></b> |

| <u>Potsdam</u>     | <b>2022-23</b>             | <b>2021-22</b>          | <b>2020-21</b>          | <b>2019-20</b>          | <b>2018-19</b>          |
|--------------------|----------------------------|-------------------------|-------------------------|-------------------------|-------------------------|
|                    | <u>Total</u>               | <u>Total</u>            | <u>Total</u>            | <u>Total</u>            | <u>Total</u>            |
| Unrestricted       | \$ 214,973                 | 530,894                 | 184,959                 | 747,628                 | 781,419                 |
| Restricted - PP&E  | —                          | —                       | —                       | —                       | —                       |
| Restricted - Other | 430,574                    | 907,906                 | 663,479                 | 843,537                 | 759,656                 |
| Endowment          | 1,948,633                  | 1,592,827               | 2,243,404               | 1,516,026               | 2,222,866               |
| <b>Total</b>       | <b>\$ <u>2,594,180</u></b> | <b><u>3,031,627</u></b> | <b><u>3,091,842</u></b> | <b><u>3,107,191</u></b> | <b><u>3,763,941</u></b> |

| <u>Purchase</u>    | <b>2022-23</b>             | <b>2021-22</b>          | <b>2020-21</b>          | <b>2019-20</b>          | <b>2018-19</b>          |
|--------------------|----------------------------|-------------------------|-------------------------|-------------------------|-------------------------|
|                    | <u>Total</u>               | <u>Total</u>            | <u>Total</u>            | <u>Total</u>            | <u>Total</u>            |
| Unrestricted       | \$ 187,962                 | 147,870                 | 142,442                 | 113,642                 | 155,312                 |
| Restricted - PP&E  | —                          | —                       | —                       | —                       | —                       |
| Restricted - Other | 1,320,938                  | 1,681,572               | 1,291,594               | 2,094,854               | 4,931,582               |
| Endowment          | 655,873                    | 804,992                 | 597,537                 | 231,875                 | —                       |
| <b>Total</b>       | <b>\$ <u>2,164,773</u></b> | <b><u>2,634,434</u></b> | <b><u>2,031,573</u></b> | <b><u>2,440,371</u></b> | <b><u>5,086,894</u></b> |

| <u>Total Comprehensive Colleges</u> | <b>2022-23</b>              | <b>2021-22</b>           | <b>2020-21</b>           | <b>2019-20</b>           | <b>2018-19</b>           |
|-------------------------------------|-----------------------------|--------------------------|--------------------------|--------------------------|--------------------------|
|                                     | <u>Total</u>                | <u>Total</u>             | <u>Total</u>             | <u>Total</u>             | <u>Total</u>             |
| Unrestricted                        | \$ 7,401,942                | 7,441,587                | 4,825,393                | 6,373,302                | 5,585,561                |
| Restricted - PP&E                   | 628,507                     | 669,445                  | 708,229                  | 947,744                  | 757,303                  |
| Restricted - Other                  | 21,005,747                  | 21,775,366               | 15,224,026               | 19,786,575               | 19,797,818               |
| Endowment                           | 16,616,893                  | 16,238,038               | 14,912,154               | 15,892,467               | 13,820,900               |
| <b>Total</b>                        | <b>\$ <u>45,653,089</u></b> | <b><u>46,124,436</u></b> | <b><u>35,669,802</u></b> | <b><u>43,000,088</u></b> | <b><u>39,961,582</u></b> |

# FUNDRAISING SURVEY REPORT

## Summary of Gifts by Campus Technology Colleges and Other Five-Year Summary

| <u>Alfred State</u> | <b>2022-23</b>      | <b>2021-22</b>   | <b>2020-21</b>   | <b>2019-20</b>   | <b>2018-19</b>   |
|---------------------|---------------------|------------------|------------------|------------------|------------------|
|                     | <u>Total</u>        | <u>Total</u>     | <u>Total</u>     | <u>Total</u>     | <u>Total</u>     |
| Unrestricted        | \$ 423,289          | 193,097          | 346,469          | 203,665          | 187,049          |
| Restricted - PP&E   | 3,514               | 3,314            | 3,014            | 1,014            | 2,014            |
| Restricted - Other  | 1,324,260           | 1,947,378        | 1,663,241        | 1,617,597        | 770,667          |
| Endowment           | 277,909             | 451,249          | 248,755          | 204,764          | 173,859          |
| <b>Total</b>        | <b>\$ 2,028,972</b> | <b>2,595,038</b> | <b>2,261,479</b> | <b>2,027,040</b> | <b>1,133,589</b> |
|                     |                     |                  |                  |                  |                  |
| <u>Canton</u>       | <b>2022-23</b>      | <b>2021-22</b>   | <b>2020-21</b>   | <b>2019-20</b>   | <b>2018-19</b>   |
|                     | <u>Total</u>        | <u>Total</u>     | <u>Total</u>     | <u>Total</u>     | <u>Total</u>     |
| Unrestricted        | \$ 425,970          | 874,875          | 371,612          | 362,240          | 218,891          |
| Restricted - PP&E   | 10,513              | 35,187           | —                | —                | 236,894          |
| Restricted - Other  | 338,451             | 255,295          | 382,035          | 330,004          | 206,772          |
| Endowment           | 413,043             | 877,819          | 254,283          | 229,437          | 1,325,532        |
| <b>Total</b>        | <b>\$ 1,187,977</b> | <b>2,043,176</b> | <b>1,007,930</b> | <b>921,681</b>   | <b>1,988,089</b> |
|                     |                     |                  |                  |                  |                  |
| <u>Cobleskill</u>   | <b>2022-23</b>      | <b>2021-22</b>   | <b>2020-21</b>   | <b>2019-20</b>   | <b>2018-19</b>   |
|                     | <u>Total</u>        | <u>Total</u>     | <u>Total</u>     | <u>Total</u>     | <u>Total</u>     |
| Unrestricted        | \$ 429,024          | 307,782          | 305,482          | 202,040          | 216,214          |
| Restricted - PP&E   | —                   | —                | —                | —                | —                |
| Restricted - Other  | 1,635,259           | 695,820          | 381,851          | 1,033,628        | 1,103,352        |
| Endowment           | 524,136             | 519,031          | 522,826          | 542,447          | 335,657          |
| <b>Total</b>        | <b>\$ 2,588,419</b> | <b>1,522,633</b> | <b>1,210,159</b> | <b>1,778,115</b> | <b>1,655,223</b> |
|                     |                     |                  |                  |                  |                  |
| <u>Delhi</u>        | <b>2022-23</b>      | <b>2021-22</b>   | <b>2020-21</b>   | <b>2019-20</b>   | <b>2018-19</b>   |
|                     | <u>Total</u>        | <u>Total</u>     | <u>Total</u>     | <u>Total</u>     | <u>Total</u>     |
| Unrestricted        | \$ 157,647          | 164,398          | 164,399          | 2,705,163        | 565,203          |
| Restricted - PP&E   | —                   | 130              | 130              | —                | —                |
| Restricted - Other  | 414,138             | 668,963          | 1,106,942        | —                | 2,403,192        |
| Endowment           | 158,945             | 616,760          | 315,536          | 261,167          | 174,762          |
| <b>Total</b>        | <b>\$ 730,730</b>   | <b>1,450,251</b> | <b>1,587,007</b> | <b>2,966,330</b> | <b>3,143,157</b> |
|                     |                     |                  |                  |                  |                  |
| <u>Farmingdale</u>  | <b>2022-23</b>      | <b>2021-22</b>   | <b>2020-21</b>   | <b>2019-20</b>   | <b>2018-19</b>   |
|                     | <u>Total</u>        | <u>Total</u>     | <u>Total</u>     | <u>Total</u>     | <u>Total</u>     |
| Unrestricted        | \$ 385,744          | 653,379          | 325,385          | 280,226          | 408,783          |
| Restricted - PP&E   | —                   | —                | —                | —                | —                |
| Restricted - Other  | 3,157,518           | 2,254,566        | 846,477          | 531,064          | 791,125          |
| Endowment           | —                   | —                | 581,749          | 750              | 1,119            |
| <b>Total</b>        | <b>\$ 3,543,262</b> | <b>2,907,945</b> | <b>1,753,611</b> | <b>812,040</b>   | <b>1,201,027</b> |

# FUNDRAISING SURVEY REPORT

## Summary of Gifts by Campus Technology Colleges and Other Five-Year Summary

| <u>Maritime</u>    |           | <b>2022-23</b>          | <b>2021-22</b>          | <b>2020-21</b>          | <b>2019-20</b>          | <b>2018-19</b>          |
|--------------------|-----------|-------------------------|-------------------------|-------------------------|-------------------------|-------------------------|
|                    |           | <u>Total</u>            | <u>Total</u>            | <u>Total</u>            | <u>Total</u>            | <u>Total</u>            |
| Unrestricted       | \$        | 218,953                 | 759,488                 | 772,962                 | 614,021                 | 397,359                 |
| Restricted - PP&E  |           | —                       | —                       | —                       | —                       | —                       |
| Restricted - Other |           | 975,684                 | 982,356                 | 1,023,213               | 1,977,977               | 1,767,227               |
| Endowment          |           | 1,176,490               | 1,016,722               | 435,635                 | 155,323                 | —                       |
| <b>Total</b>       | <b>\$</b> | <u><u>2,371,127</u></u> | <u><u>2,758,566</u></u> | <u><u>2,231,810</u></u> | <u><u>2,747,321</u></u> | <u><u>2,164,586</u></u> |

| <u>Morrisville</u> |           | <b>2022-23</b>          | <b>2021-22</b>          | <b>2020-21</b>          | <b>2019-20</b>          | <b>2018-19</b>          |
|--------------------|-----------|-------------------------|-------------------------|-------------------------|-------------------------|-------------------------|
|                    |           | <u>Total</u>            | <u>Total</u>            | <u>Total</u>            | <u>Total</u>            | <u>Total</u>            |
| Unrestricted       | \$        | 156,567                 | 130,559                 | 163,634                 | 117,947                 | 102,077                 |
| Restricted - PP&E  |           | —                       | —                       | —                       | —                       | —                       |
| Restricted - Other |           | 1,030,220               | 2,537,551               | 2,500,224               | 1,639,186               | 3,596,838               |
| Endowment          |           | 447,891                 | 330,623                 | 350,512                 | 201,416                 | 236,085                 |
| <b>Total</b>       | <b>\$</b> | <u><u>1,634,678</u></u> | <u><u>2,998,733</u></u> | <u><u>3,014,370</u></u> | <u><u>1,958,549</u></u> | <u><u>3,935,000</u></u> |

| <u>Total Technology Colleges</u> |           | <b>2022-23</b>           | <b>2021-22</b>           | <b>2020-21</b>           | <b>2019-20</b>           | <b>2018-19</b>           |
|----------------------------------|-----------|--------------------------|--------------------------|--------------------------|--------------------------|--------------------------|
|                                  |           | <u>Total</u>             | <u>Total</u>             | <u>Total</u>             | <u>Total</u>             | <u>Total</u>             |
| Unrestricted                     | \$        | 2,197,194                | 3,083,578                | 2,449,943                | 4,485,302                | 2,095,576                |
| Restricted - PP&E                |           | 14,027                   | 38,631                   | 3,144                    | 1,014                    | 238,908                  |
| Restricted - Other               |           | 8,875,530                | 9,341,929                | 7,903,983                | 7,129,456                | 10,639,173               |
| Endowment                        |           | 2,998,414                | 3,812,204                | 2,709,296                | 1,595,304                | 2,247,014                |
| <b>Total</b>                     | <b>\$</b> | <u><u>14,085,165</u></u> | <u><u>16,276,342</u></u> | <u><u>13,066,366</u></u> | <u><u>13,211,076</u></u> | <u><u>15,220,671</u></u> |

| <u>Other</u>       |           | <b>2022-23</b>           | <b>2021-22</b>          | <b>2020-21</b>          | <b>2019-20</b>           | <b>2018-19</b>        |
|--------------------|-----------|--------------------------|-------------------------|-------------------------|--------------------------|-----------------------|
|                    |           | <u>Total</u>             | <u>Total</u>            | <u>Total</u>            | <u>Total</u>             | <u>Total</u>          |
| Unrestricted       | \$        | 207,182                  | 305,340                 | 66,987                  | 151,434                  | 36,183                |
| Restricted - PP&E  |           | —                        | —                       | —                       | —                        | —                     |
| Restricted - Other |           | 11,311,580               | 8,551,135               | 5,129,447               | 5,322,604                | 556,610               |
| Endowment          |           | —                        | —                       | —                       | 9,000,000                | —                     |
| <b>Total</b>       | <b>\$</b> | <u><u>11,518,762</u></u> | <u><u>8,856,475</u></u> | <u><u>5,196,434</u></u> | <u><u>14,474,038</u></u> | <u><u>592,793</u></u> |

| <u>Total All State Ops + Statutory Colleges</u> |           | <b>2022-23</b>            | <b>2021-22</b>            | <b>2020-21</b>            | <b>2019-20</b>            | <b>2018-19</b>            |
|---|-----------|---------------------------|---------------------------|---------------------------|---------------------------|---------------------------|
|   |           | <u>Total</u>              | <u>Total</u>              | <u>Total</u>              | <u>Total</u>              | <u>Total</u>              |
| Unrestricted                                    | \$        | 29,153,426                | 31,078,948                | 26,712,956                | 30,403,701                | 24,432,952                |
| Restricted - PP&E                               |           | 30,146,911                | 26,661,627                | 10,167,242                | 53,153,534                | 21,614,412                |
| Restricted - Other                              |           | 239,089,801               | 211,582,984               | 214,416,419               | 182,464,697               | 160,762,750               |
| Endowment                                       |           | 140,414,468               | 120,455,442               | 100,401,040               | 109,980,613               | 78,135,042                |
| <b>Total</b>                                    | <b>\$</b> | <u><u>438,804,606</u></u> | <u><u>389,779,001</u></u> | <u><u>351,697,657</u></u> | <u><u>376,002,545</u></u> | <u><u>284,945,156</u></u> |

# FUNDRAISING SURVEY REPORT

## Summary of Gifts by Campus

### Community Colleges

### Five-Year Summary

| <u>Adirondack</u>  |           | <b>2022-23</b>        | <b>2021-22</b>        | <b>2020-21</b>        | <b>2019-20</b>        | <b>2018-19</b>        |
|--------------------|-----------|-----------------------|-----------------------|-----------------------|-----------------------|-----------------------|
|                    |           | <u>Total</u>          | <u>Total</u>          | <u>Total</u>          | <u>Total</u>          | <u>Total</u>          |
| Unrestricted       | \$        | 175,776               | 173,373               | 150,466               | 54,952                | 148,399               |
| Restricted - PP&E  |           | 5,000                 | 100,000               | 156,000               | —                     | 85,500                |
| Restricted - Other |           | 317,606               | 323,574               | 262,821               | 528,339               | 514,791               |
| Endowment          |           | —                     | 135,087               | 47,437                | —                     | 7,527                 |
| <b>Total</b>       | <b>\$</b> | <u><u>498,382</u></u> | <u><u>732,034</u></u> | <u><u>616,724</u></u> | <u><u>583,291</u></u> | <u><u>756,217</u></u> |

| <u>Broome</u>      |           | <b>2022-23</b>          | <b>2021-22</b>          | <b>2020-21</b>          | <b>2019-20</b>          | <b>2018-19</b>          |
|--------------------|-----------|-------------------------|-------------------------|-------------------------|-------------------------|-------------------------|
|                    |           | <u>Total</u>            | <u>Total</u>            | <u>Total</u>            | <u>Total</u>            | <u>Total</u>            |
| Unrestricted       | \$        | 170,593                 | 815,640                 | 259,373                 | 191,756                 | 731,256                 |
| Restricted - PP&E  |           | —                       | —                       | —                       | —                       | —                       |
| Restricted - Other |           | 1,715,144               | 630,063                 | 802,333                 | 589,823                 | 533,732                 |
| Endowment          |           | 411,013                 | 2,984,465               | 264,717                 | 734,052                 | 118,503                 |
| <b>Total</b>       | <b>\$</b> | <u><u>2,296,750</u></u> | <u><u>4,430,168</u></u> | <u><u>1,326,423</u></u> | <u><u>1,515,631</u></u> | <u><u>1,383,491</u></u> |

| <u>Cayuga County</u> |           | <b>2022-23</b>        | <b>2021-22</b>        | <b>2020-21</b>        | <b>2019-20</b>        | <b>2018-19</b>        |
|----------------------|-----------|-----------------------|-----------------------|-----------------------|-----------------------|-----------------------|
|                      |           | <u>Total</u>          | <u>Total</u>          | <u>Total</u>          | <u>Total</u>          | <u>Total</u>          |
| Unrestricted         | \$        | 39,699                | 87,515                | 90,492                | 32,149                | 58,244                |
| Restricted - PP&E    |           | —                     | —                     | —                     | —                     | —                     |
| Restricted - Other   |           | 296,799               | 265,693               | 199,936               | 425,539               | 177,465               |
| Endowment            |           | —                     | —                     | —                     | —                     | —                     |
| <b>Total</b>         | <b>\$</b> | <u><u>336,498</u></u> | <u><u>353,208</u></u> | <u><u>290,428</u></u> | <u><u>457,688</u></u> | <u><u>235,709</u></u> |

| <u>Clinton</u>     |           | <b>2022-23</b>        | <b>2021-22</b>        | <b>2020-21</b>        | <b>2019-20</b>        | <b>2018-19</b>        |
|--------------------|-----------|-----------------------|-----------------------|-----------------------|-----------------------|-----------------------|
|                    |           | <u>Total</u>          | <u>Total</u>          | <u>Total</u>          | <u>Total</u>          | <u>Total</u>          |
| Unrestricted       | \$        | 386,187               | 46,615                | 71,572                | 39,612                | 71,530                |
| Restricted - PP&E  |           | —                     | —                     | —                     | —                     | 79,330                |
| Restricted - Other |           | 101,379               | 134,433               | 63,117                | 109,678               | 360,580               |
| Endowment          |           | —                     | —                     | —                     | 10,537                | —                     |
| <b>Total</b>       | <b>\$</b> | <u><u>487,566</u></u> | <u><u>181,048</u></u> | <u><u>134,689</u></u> | <u><u>159,827</u></u> | <u><u>511,440</u></u> |

| <u>Columbia-Greene</u> |           | <b>2022-23</b>          | <b>2021-22</b>          | <b>2020-21</b>        | <b>2019-20</b>        | <b>2018-19</b>        |
|------------------------|-----------|-------------------------|-------------------------|-----------------------|-----------------------|-----------------------|
|                        |           | <u>Total</u>            | <u>Total</u>            | <u>Total</u>          | <u>Total</u>          | <u>Total</u>          |
| Unrestricted           | \$        | 248,034                 | 159,902                 | 245,064               | 430,502               | 290,000               |
| Restricted - PP&E      |           | —                       | —                       | —                     | 142,000               | 75,000                |
| Restricted - Other     |           | 844,987                 | 1,028,941               | 409,184               | 215,575               | 287,036               |
| Endowment              |           | 81,578                  | —                       | —                     | —                     | —                     |
| <b>Total</b>           | <b>\$</b> | <u><u>1,174,599</u></u> | <u><u>1,188,843</u></u> | <u><u>654,248</u></u> | <u><u>788,077</u></u> | <u><u>652,036</u></u> |

# FUNDRAISING SURVEY REPORT

## Summary of Gifts by Campus

### Community Colleges

#### Five-Year Summary

| <u>Corning</u>                         |           | <b>2022-23</b>          | <b>2021-22</b>          | <b>2020-21</b>          | <b>2019-20</b>          | <b>2018-19</b>          |
|--|-----------|-------------------------|-------------------------|-------------------------|-------------------------|-------------------------|
|  |           | <b><u>Total</u></b>     | <b><u>Total</u></b>     | <b><u>Total</u></b>     | <b><u>Total</u></b>     | <b><u>Total</u></b>     |
| Unrestricted                           | \$        | 101,339                 | 125,854                 | 101,236                 | 96,682                  | 99,687                  |
| Restricted - PP&E                      |           | —                       | —                       | —                       | —                       | 52,483                  |
| Restricted - Other                     |           | 109,858                 | 250,979                 | 93,691                  | 245,644                 | 192,590                 |
| Endowment                              |           | 58,075                  | 132,090                 | 50,087                  | 665,067                 | 125,696                 |
| <b>Total</b>                           | <b>\$</b> | <b><u>269,272</u></b>   | <b><u>508,923</u></b>   | <b><u>245,014</u></b>   | <b><u>1,007,393</u></b> | <b><u>470,456</u></b>   |
|  |           |                         |                         |                         |                         |                         |
| <u>Dutchess</u>                        |           | <b>2022-23</b>          | <b>2021-22</b>          | <b>2020-21</b>          | <b>2019-20</b>          | <b>2018-19</b>          |
|  |           | <b><u>Total</u></b>     | <b><u>Total</u></b>     | <b><u>Total</u></b>     | <b><u>Total</u></b>     | <b><u>Total</u></b>     |
| Unrestricted                           | \$        | 475,694                 | 307,393                 | 978,092                 | 339,555                 | 399,170                 |
| Restricted - PP&E                      |           | 137,265                 | 215,000                 | 900                     | —                       | —                       |
| Restricted - Other                     |           | 387,271                 | 221,646                 | 348,769                 | 566,888                 | 307,754                 |
| Endowment                              |           | 142,273                 | 251,511                 | —                       | 141,051                 | 145,210                 |
| <b>Total</b>                           | <b>\$</b> | <b><u>1,142,503</u></b> | <b><u>995,550</u></b>   | <b><u>1,327,761</u></b> | <b><u>1,047,494</u></b> | <b><u>852,134</u></b>   |
|  |           |                         |                         |                         |                         |                         |
| <u>Erie</u>                            |           | <b>2022-23</b>          | <b>2021-22</b>          | <b>2020-21</b>          | <b>2019-20</b>          | <b>2018-19</b>          |
|  |           | <b><u>Total</u></b>     | <b><u>Total</u></b>     | <b><u>Total</u></b>     | <b><u>Total</u></b>     | <b><u>Total</u></b>     |
| Unrestricted                           | \$        | 233,108                 | 61,041                  | 181,988                 | 63,234                  | 297,909                 |
| Restricted - PP&E                      |           | —                       | 279,735                 | —                       | 226,583                 | —                       |
| Restricted - Other                     |           | 697,297                 | 382,051                 | 84,339                  | 683,778                 | 595,751                 |
| Endowment                              |           | —                       | 190,808                 | 282,725                 | 35,189                  | 88,270                  |
| <b>Total</b>                           | <b>\$</b> | <b><u>930,405</u></b>   | <b><u>913,635</u></b>   | <b><u>549,052</u></b>   | <b><u>1,008,784</u></b> | <b><u>981,930</u></b>   |
|  |           |                         |                         |                         |                         |                         |
| <u>Fashion Institute of Technology</u> |           | <b>2022-23</b>          | <b>2021-22</b>          | <b>2020-21</b>          | <b>2019-20</b>          | <b>2018-19</b>          |
|  |           | <b><u>Total</u></b>     | <b><u>Total</u></b>     | <b><u>Total</u></b>     | <b><u>Total</u></b>     | <b><u>Total</u></b>     |
| Unrestricted                           | \$        | 1,227,359               | 1,675,072               | 1,012,414               | 659,976                 | 1,608,107               |
| Restricted - PP&E                      |           | —                       | —                       | —                       | —                       | 30,000                  |
| Restricted - Other                     |           | 3,143,739               | 7,482,187               | 1,095,629               | 6,998,511               | 2,798,156               |
| Endowment                              |           | —                       | —                       | —                       | —                       | —                       |
| <b>Total</b>                           | <b>\$</b> | <b><u>4,371,098</u></b> | <b><u>9,157,259</u></b> | <b><u>2,108,043</u></b> | <b><u>7,658,487</u></b> | <b><u>4,436,263</u></b> |
|  |           |                         |                         |                         |                         |                         |
| <u>Finger Lakes</u>                    |           | <b>2022-23</b>          | <b>2021-22</b>          | <b>2020-21</b>          | <b>2019-20</b>          | <b>2018-19</b>          |
|  |           | <b><u>Total</u></b>     | <b><u>Total</u></b>     | <b><u>Total</u></b>     | <b><u>Total</u></b>     | <b><u>Total</u></b>     |
| Unrestricted                           | \$        | 1,791,735               | 300,168                 | 584,264                 | 175,815                 | 36,737                  |
| Restricted - PP&E                      |           | 607,075                 | 141,010                 | 331,429                 | 336,566                 | 28,995                  |
| Restricted - Other                     |           | 701,475                 | 933,264                 | 568,321                 | 543,584                 | 658,333                 |
| Endowment                              |           | 75,241                  | 113,157                 | 11,757                  | 29,180                  | —                       |
| <b>Total</b>                           | <b>\$</b> | <b><u>3,175,526</u></b> | <b><u>1,487,599</u></b> | <b><u>1,495,771</u></b> | <b><u>1,085,145</u></b> | <b><u>724,065</u></b>   |

# FUNDRAISING SURVEY REPORT

## Summary of Gifts by Campus

### Community Colleges

### Five-Year Summary

| <u>Fulton Montgomery</u> | <b>2022-23</b>             | <b>2021-22</b>          | <b>2020-21</b>          | <b>2019-20</b>          | <b>2018-19</b>          |
|--------------------------|----------------------------|-------------------------|-------------------------|-------------------------|-------------------------|
|                          | <b><u>Total</u></b>        | <b><u>Total</u></b>     | <b><u>Total</u></b>     | <b><u>Total</u></b>     | <b><u>Total</u></b>     |
| Unrestricted             | \$ 77,613                  | 93,155                  | 87,958                  | 136,879                 | 133,053                 |
| Restricted - PP&E        | —                          | —                       | —                       | —                       | —                       |
| Restricted - Other       | 168,286                    | 201,984                 | 96,430                  | 129,427                 | 630,184                 |
| Endowment                | —                          | —                       | —                       | —                       | —                       |
| <b>Total</b>             | <b>\$ <u>245,899</u></b>   | <b><u>295,139</u></b>   | <b><u>184,388</u></b>   | <b><u>266,306</u></b>   | <b><u>763,237</u></b>   |
|                          |                            |                         |                         |                         |                         |
| <u>Genesee</u>           | <b>2022-23</b>             | <b>2021-22</b>          | <b>2020-21</b>          | <b>2019-20</b>          | <b>2018-19</b>          |
|                          | <b><u>Total</u></b>        | <b><u>Total</u></b>     | <b><u>Total</u></b>     | <b><u>Total</u></b>     | <b><u>Total</u></b>     |
| Unrestricted             | \$ 187,766                 | 163,815                 | 173,233                 | 71,931                  | 210,930                 |
| Restricted - PP&E        | —                          | 24,000                  | 9,979                   | 16,797                  | 341,479                 |
| Restricted - Other       | 77,679                     | 64,541                  | 367,537                 | 1,027,691               | 452,534                 |
| Endowment                | —                          | —                       | 237,620                 | 69,783                  | 130,638                 |
| <b>Total</b>             | <b>\$ <u>265,445</u></b>   | <b><u>252,356</u></b>   | <b><u>788,369</u></b>   | <b><u>1,186,202</u></b> | <b><u>1,135,581</u></b> |
|                          |                            |                         |                         |                         |                         |
| <u>Herkimer County</u>   | <b>2022-23</b>             | <b>2021-22</b>          | <b>2020-21</b>          | <b>2019-20</b>          | <b>2018-19</b>          |
|                          | <b><u>Total</u></b>        | <b><u>Total</u></b>     | <b><u>Total</u></b>     | <b><u>Total</u></b>     | <b><u>Total</u></b>     |
| Unrestricted             | \$ 49,663                  | 46,517                  | 24,185                  | 42,126                  | 71,229                  |
| Restricted - PP&E        | —                          | —                       | —                       | 96,000                  | —                       |
| Restricted - Other       | 74,552                     | 92,313                  | 116,947                 | 173,423                 | 70,499                  |
| Endowment                | 31,581                     | 4,143                   | 15,679                  | 13,919                  | 22,444                  |
| <b>Total</b>             | <b>\$ <u>155,796</u></b>   | <b><u>142,973</u></b>   | <b><u>156,811</u></b>   | <b><u>325,468</u></b>   | <b><u>164,172</u></b>   |
|                          |                            |                         |                         |                         |                         |
| <u>Hudson Valley</u>     | <b>2022-23</b>             | <b>2021-22</b>          | <b>2020-21</b>          | <b>2019-20</b>          | <b>2018-19</b>          |
|                          | <b><u>Total</u></b>        | <b><u>Total</u></b>     | <b><u>Total</u></b>     | <b><u>Total</u></b>     | <b><u>Total</u></b>     |
| Unrestricted             | \$ 133,657                 | 173,031                 | 157,996                 | 105,681                 | 161,909                 |
| Restricted - PP&E        | 884,199                    | 30,585                  | 508                     | 507                     | 508                     |
| Restricted - Other       | 393,856                    | 1,050,868               | 498,867                 | 449,874                 | 397,587                 |
| Endowment                | 25,013                     | 130,636                 | 57,568                  | 111,673                 | 135,916                 |
| <b>Total</b>             | <b>\$ <u>1,436,725</u></b> | <b><u>1,385,120</u></b> | <b><u>714,939</u></b>   | <b><u>667,735</u></b>   | <b><u>695,920</u></b>   |
|                          |                            |                         |                         |                         |                         |
| <u>Jamestown</u>         | <b>2022-23</b>             | <b>2021-22</b>          | <b>2020-21</b>          | <b>2019-20</b>          | <b>2018-19</b>          |
|                          | <b><u>Total</u></b>        | <b><u>Total</u></b>     | <b><u>Total</u></b>     | <b><u>Total</u></b>     | <b><u>Total</u></b>     |
| Unrestricted             | \$ 45,839                  | 43,582                  | 51,475                  | 30,903                  | 43,084                  |
| Restricted - PP&E        | 445,678                    | —                       | 260,000                 | 275,000                 | 426,000                 |
| Restricted - Other       | 777,934                    | 2,761,558               | 1,123,655               | 366,833                 | 251,389                 |
| Endowment                | —                          | 84,177                  | 76,681                  | 52,860                  | 175,041                 |
| <b>Total</b>             | <b>\$ <u>1,269,451</u></b> | <b><u>2,889,317</u></b> | <b><u>1,511,811</u></b> | <b><u>725,596</u></b>   | <b><u>895,514</u></b>   |



# FUNDRAISING SURVEY REPORT

## Summary of Gifts by Campus

### Community Colleges

### Five-Year Summary

| <u>Jefferson</u>      |           | <b>2022-23</b>          | <b>2021-22</b>          | <b>2020-21</b>          | <b>2019-20</b>          | <b>2018-19</b>          |
|-----------------------|-----------|-------------------------|-------------------------|-------------------------|-------------------------|-------------------------|
|                       |           | <u><b>Total</b></u>     | <u><b>Total</b></u>     | <u><b>Total</b></u>     | <u><b>Total</b></u>     | <u><b>Total</b></u>     |
| Unrestricted          | \$        | 132,353                 | 132,016                 | 138,059                 | 101,131                 | 143,443                 |
| Restricted - PP&E     |           | —                       | 2,536                   | 1,000                   | —                       | —                       |
| Restricted - Other    |           | 150,303                 | 98,612                  | 138,264                 | 216,341                 | 252,432                 |
| Endowment             |           | —                       | —                       | —                       | —                       | 5,615                   |
| <b>Total</b>          | <b>\$</b> | <u><u>282,656</u></u>   | <u><u>233,164</u></u>   | <u><u>277,323</u></u>   | <u><u>317,472</u></u>   | <u><u>401,490</u></u>   |
|                       |           |                         |                         |                         |                         |                         |
| <u>Mohawk Valley</u>  |           | <b>2022-23</b>          | <b>2021-22</b>          | <b>2020-21</b>          | <b>2019-20</b>          | <b>2018-19</b>          |
|                       |           | <u><b>Total</b></u>     | <u><b>Total</b></u>     | <u><b>Total</b></u>     | <u><b>Total</b></u>     | <u><b>Total</b></u>     |
| Unrestricted          | \$        | 254,765                 | 199,333                 | 137,091                 | 235,528                 | 177,127                 |
| Restricted - PP&E     |           | 103,086                 | —                       | 52,951                  | 221,841                 | 132,540                 |
| Restricted - Other    |           | 310,221                 | 692,828                 | 3,242,307               | 411,925                 | 217,348                 |
| Endowment             |           | —                       | —                       | —                       | —                       | —                       |
| <b>Total</b>          | <b>\$</b> | <u><u>668,072</u></u>   | <u><u>892,161</u></u>   | <u><u>3,432,349</u></u> | <u><u>869,294</u></u>   | <u><u>527,015</u></u>   |
|                       |           |                         |                         |                         |                         |                         |
| <u>Monroe</u>         |           | <b>2022-23</b>          | <b>2021-22</b>          | <b>2020-21</b>          | <b>2019-20</b>          | <b>2018-19</b>          |
|                       |           | <u><b>Total</b></u>     | <u><b>Total</b></u>     | <u><b>Total</b></u>     | <u><b>Total</b></u>     | <u><b>Total</b></u>     |
| Unrestricted          | \$        | 1,144,278               | 1,317,030               | 1,101,382               | 890,665                 | 1,462,762               |
| Restricted - PP&E     |           | 250,000                 | 70,000                  | 70,000                  | 114,667                 | 248,667                 |
| Restricted - Other    |           | 3,903,964               | 5,618,986               | 2,403,198               | 2,729,209               | 2,188,161               |
| Endowment             |           | 880,668                 | 1,358,697               | 1,425,449               | 1,725,481               | 245,576                 |
| <b>Total</b>          | <b>\$</b> | <u><u>6,178,910</u></u> | <u><u>8,364,713</u></u> | <u><u>5,000,029</u></u> | <u><u>5,460,022</u></u> | <u><u>4,145,166</u></u> |
|                       |           |                         |                         |                         |                         |                         |
| <u>Nassau</u>         |           | <b>2022-23</b>          | <b>2021-22</b>          | <b>2020-21</b>          | <b>2019-20</b>          | <b>2018-19</b>          |
|                       |           | <u><b>Total</b></u>     | <u><b>Total</b></u>     | <u><b>Total</b></u>     | <u><b>Total</b></u>     | <u><b>Total</b></u>     |
| Unrestricted          | \$        | 48,407                  | 66,009                  | 864,063                 | 30,028                  | 187,316                 |
| Restricted - PP&E     |           | —                       | —                       | —                       | —                       | —                       |
| Restricted - Other    |           | 1,136,245               | 1,444,991               | 452,153                 | 763,279                 | 818,791                 |
| Endowment             |           | —                       | —                       | —                       | —                       | —                       |
| <b>Total</b>          | <b>\$</b> | <u><u>1,184,652</u></u> | <u><u>1,511,000</u></u> | <u><u>1,316,216</u></u> | <u><u>793,307</u></u>   | <u><u>1,006,107</u></u> |
|                       |           |                         |                         |                         |                         |                         |
| <u>Niagara County</u> |           | <b>2022-23</b>          | <b>2021-22</b>          | <b>2020-21</b>          | <b>2019-20</b>          | <b>2018-19</b>          |
|                       |           | <u><b>Total</b></u>     | <u><b>Total</b></u>     | <u><b>Total</b></u>     | <u><b>Total</b></u>     | <u><b>Total</b></u>     |
| Unrestricted          | \$        | 658,990                 | 659,581                 | 510,766                 | 567,481                 | 179,469                 |
| Restricted - PP&E     |           | —                       | —                       | 124,508                 | 144,559                 | 137,449                 |
| Restricted - Other    |           | 709,582                 | 266,194                 | 213,098                 | 290,762                 | —                       |
| Endowment             |           | —                       | —                       | —                       | —                       | 118,587                 |
| <b>Total</b>          | <b>\$</b> | <u><u>1,368,572</u></u> | <u><u>925,775</u></u>   | <u><u>848,372</u></u>   | <u><u>1,002,802</u></u> | <u><u>435,505</u></u>   |

# FUNDRAISING SURVEY REPORT

## Summary of Gifts by Campus

### Community Colleges

### Five-Year Summary

| <u>North Country</u>      |           | <b>2022-23</b>          | <b>2021-22</b>          | <b>2020-21</b>          | <b>2019-20</b>          | <b>2018-19</b>          |
|---------------------------|-----------|-------------------------|-------------------------|-------------------------|-------------------------|-------------------------|
|                           |           | <b><u>Total</u></b>     | <b><u>Total</u></b>     | <b><u>Total</u></b>     | <b><u>Total</u></b>     | <b><u>Total</u></b>     |
| Unrestricted              | \$        | 24,170                  | 21,800                  | 20,879                  | 2,352                   | 22,926                  |
| Restricted - PP&E         |           | 10,000                  | —                       | —                       | —                       | —                       |
| Restricted - Other        |           | 79,577                  | 51,730                  | 49,160                  | 112,442                 | 40,887                  |
| Endowment                 |           | 2,450                   | —                       | 3,600                   | —                       | —                       |
| <b>Total</b>              | <b>\$</b> | <b><u>116,197</u></b>   | <b><u>73,530</u></b>    | <b><u>73,639</u></b>    | <b><u>114,794</u></b>   | <b><u>63,813</u></b>    |
|                           |           |                         |                         |                         |                         |                         |
| <u>Onondaga</u>           |           | <b>2022-23</b>          | <b>2021-22</b>          | <b>2020-21</b>          | <b>2019-20</b>          | <b>2018-19</b>          |
|                           |           | <b><u>Total</u></b>     | <b><u>Total</u></b>     | <b><u>Total</u></b>     | <b><u>Total</u></b>     | <b><u>Total</u></b>     |
| Unrestricted              | \$        | 307,833                 | 139,603                 | 154,606                 | 110,323                 | 147,489                 |
| Restricted - PP&E         |           | —                       | —                       | —                       | —                       | —                       |
| Restricted - Other        |           | 681,914                 | 565,740                 | 473,003                 | 486,951                 | 984,411                 |
| Endowment                 |           | 33,477                  | 1,056,195               | 149,880                 | 26,167                  | 175,787                 |
| <b>Total</b>              | <b>\$</b> | <b><u>1,023,224</u></b> | <b><u>1,761,538</u></b> | <b><u>777,489</u></b>   | <b><u>623,441</u></b>   | <b><u>1,307,687</u></b> |
|                           |           |                         |                         |                         |                         |                         |
| <u>Orange County</u>      |           | <b>2022-23</b>          | <b>2021-22</b>          | <b>2020-21</b>          | <b>2019-20</b>          | <b>2018-19</b>          |
|                           |           | <b><u>Total</u></b>     | <b><u>Total</u></b>     | <b><u>Total</u></b>     | <b><u>Total</u></b>     | <b><u>Total</u></b>     |
| Unrestricted              | \$        | 141,921                 | 134,761                 | 84,286                  | 89,218                  | 67,347                  |
| Restricted - PP&E         |           | 250,000                 | 250,000                 | 261,067                 | 518,800                 | 500,000                 |
| Restricted - Other        |           | 575,526                 | 413,951                 | 325,662                 | 740,612                 | 733,648                 |
| Endowment                 |           | —                       | —                       | —                       | —                       | —                       |
| <b>Total</b>              | <b>\$</b> | <b><u>967,447</u></b>   | <b><u>798,712</u></b>   | <b><u>671,015</u></b>   | <b><u>1,348,630</u></b> | <b><u>1,300,995</u></b> |
|                           |           |                         |                         |                         |                         |                         |
| <u>Rockland</u>           |           | <b>2022-23</b>          | <b>2021-22</b>          | <b>2020-21</b>          | <b>2019-20</b>          | <b>2018-19</b>          |
|                           |           | <b><u>Total</u></b>     | <b><u>Total</u></b>     | <b><u>Total</u></b>     | <b><u>Total</u></b>     | <b><u>Total</u></b>     |
| Unrestricted              | \$        | 64,396                  | 74,055                  | 51,804                  | 90,710                  | 68,671                  |
| Restricted - PP&E         |           | 4,462                   | 14,034                  | 13,332                  | 9,842                   | 12,500                  |
| Restricted - Other        |           | 367,020                 | 260,782                 | 218,321                 | 287,402                 | 339,622                 |
| Endowment                 |           | —                       | —                       | —                       | —                       | —                       |
| <b>Total</b>              | <b>\$</b> | <b><u>435,878</u></b>   | <b><u>348,871</u></b>   | <b><u>283,457</u></b>   | <b><u>387,954</u></b>   | <b><u>420,793</u></b>   |
|                           |           |                         |                         |                         |                         |                         |
| <u>Schenectady County</u> |           | <b>2022-23</b>          | <b>2021-22</b>          | <b>2020-21</b>          | <b>2019-20</b>          | <b>2018-19</b>          |
|                           |           | <b><u>Total</u></b>     | <b><u>Total</u></b>     | <b><u>Total</u></b>     | <b><u>Total</u></b>     | <b><u>Total</u></b>     |
| Unrestricted              | \$        | 116,844                 | 131,147                 | 83,955                  | 139,678                 | 215,518                 |
| Restricted - PP&E         |           | 50,087                  | 77,378                  | 35,889                  | 242,172                 | 73,950                  |
| Restricted - Other        |           | 417,275                 | 401,836                 | 288,935                 | 302,004                 | 207,955                 |
| Endowment                 |           | 245,430                 | 146,374                 | 1,114,367               | 837,778                 | 430,665                 |
| <b>Total</b>              | <b>\$</b> | <b><u>829,636</u></b>   | <b><u>756,735</u></b>   | <b><u>1,523,146</u></b> | <b><u>1,521,632</u></b> | <b><u>928,088</u></b>   |

# FUNDRAISING SURVEY REPORT

## Summary of Gifts by Campus

### Community Colleges

#### Five-Year Summary

| <u>Suffolk County</u>    |           | <b>2022-23</b>          | <b>2021-22</b>          | <b>2020-21</b>          | <b>2019-20</b>          | <b>2018-19</b>          |
|--------------------------|-----------|-------------------------|-------------------------|-------------------------|-------------------------|-------------------------|
|                          |           | <u><b>Total</b></u>     | <u><b>Total</b></u>     | <u><b>Total</b></u>     | <u><b>Total</b></u>     | <u><b>Total</b></u>     |
| Unrestricted             | \$        | 138,376                 | 138,530                 | 99,169                  | 218,905                 | 101,324                 |
| Restricted - PP&E        |           | 429,000                 | 102,800                 | 410,561                 | 233,000                 | 400,000                 |
| Restricted - Other       |           | 1,210,632               | 2,975,296               | 891,723                 | 463,308                 | 893,249                 |
| Endowment                |           | —                       | —                       | —                       | —                       | —                       |
| <b>Total</b>             | <b>\$</b> | <u><u>1,778,008</u></u> | <u><u>3,216,626</u></u> | <u><u>1,401,453</u></u> | <u><u>915,213</u></u>   | <u><u>1,394,573</u></u> |
|                          |           |                         |                         |                         |                         |                         |
| <u>Sullivan County</u>   |           | <b>2022-23</b>          | <b>2021-22</b>          | <b>2020-21</b>          | <b>2019-20</b>          | <b>2018-19</b>          |
|                          |           | <u><b>Total</b></u>     | <u><b>Total</b></u>     | <u><b>Total</b></u>     | <u><b>Total</b></u>     | <u><b>Total</b></u>     |
| Unrestricted             | \$        | —                       | 17,350                  | —                       | 34,968                  | —                       |
| Restricted - PP&E        |           | —                       | —                       | —                       | —                       | —                       |
| Restricted - Other       |           | —                       | —                       | —                       | —                       | —                       |
| Endowment                |           | —                       | —                       | —                       | —                       | —                       |
| <b>Total</b>             | <b>\$</b> | <u><u>—</u></u>         | <u><u>17,350</u></u>    | <u><u>—</u></u>         | <u><u>34,968</u></u>    | <u><u>—</u></u>         |
|                          |           |                         |                         |                         |                         |                         |
| <u>Tompkins Cortland</u> |           | <b>2022-23</b>          | <b>2021-22</b>          | <b>2020-21</b>          | <b>2019-20</b>          | <b>2018-19</b>          |
|                          |           | <u><b>Total</b></u>     | <u><b>Total</b></u>     | <u><b>Total</b></u>     | <u><b>Total</b></u>     | <u><b>Total</b></u>     |
| Unrestricted             | \$        | 60,275                  | 36,833                  | 75,123                  | 38,531                  | 21,251                  |
| Restricted - PP&E        |           | 88,304                  | 95,000                  | —                       | —                       | —                       |
| Restricted - Other       |           | 1,410,991               | 1,098,738               | 3,562,529               | 408,547                 | 1,735,741               |
| Endowment                |           | —                       | —                       | —                       | 6,130                   | 20,140                  |
| <b>Total</b>             | <b>\$</b> | <u><u>1,559,570</u></u> | <u><u>1,230,571</u></u> | <u><u>3,637,652</u></u> | <u><u>453,208</u></u>   | <u><u>1,777,132</u></u> |
|                          |           |                         |                         |                         |                         |                         |
| <u>Ulster County</u>     |           | <b>2022-23</b>          | <b>2021-22</b>          | <b>2020-21</b>          | <b>2019-20</b>          | <b>2018-19</b>          |
|                          |           | <u><b>Total</b></u>     | <u><b>Total</b></u>     | <u><b>Total</b></u>     | <u><b>Total</b></u>     | <u><b>Total</b></u>     |
| Unrestricted             | \$        | 1,183,734               | 281,807                 | 245,336                 | 530,658                 | 156,116                 |
| Restricted - PP&E        |           | —                       | 1,000                   | 1,000                   | 1,000                   | 151,200                 |
| Restricted - Other       |           | 1,085,108               | 1,228,462               | 983,122                 | 2,008,212               | 1,158,881               |
| Endowment                |           | —                       | 332,066                 | 16,000                  | 90,000                  | —                       |
| <b>Total</b>             | <b>\$</b> | <u><u>2,268,842</u></u> | <u><u>1,843,335</u></u> | <u><u>1,245,458</u></u> | <u><u>2,629,870</u></u> | <u><u>1,466,197</u></u> |
|                          |           |                         |                         |                         |                         |                         |
| <u>Westchester</u>       |           | <b>2022-23</b>          | <b>2021-22</b>          | <b>2020-21</b>          | <b>2019-20</b>          | <b>2018-19</b>          |
|                          |           | <u><b>Total</b></u>     | <u><b>Total</b></u>     | <u><b>Total</b></u>     | <u><b>Total</b></u>     | <u><b>Total</b></u>     |
| Unrestricted             | \$        | 753,252                 | 931,959                 | 707,726                 | 678,900                 | 873,181                 |
| Restricted - PP&E        |           | —                       | —                       | —                       | —                       | —                       |
| Restricted - Other       |           | 3,254,128               | 3,306,439               | 5,320,445               | 3,761,514               | 3,729,435               |
| Endowment                |           | 685,255                 | 438,843                 | 1,079,467               | 526,126                 | 1,015,970               |
| <b>Total</b>             | <b>\$</b> | <u><u>4,692,635</u></u> | <u><u>4,677,241</u></u> | <u><u>7,107,638</u></u> | <u><u>4,966,540</u></u> | <u><u>5,618,586</u></u> |

# FUNDRAISING SURVEY REPORT

## Summary of Gifts by Campus

### Community Colleges

### Five-Year Summary

| <u>Total Community Colleges</u> | <b>2022-23</b>       | <b>2021-22</b>    | <b>2020-21</b>    | <b>2019-20</b>    | <b>2018-19</b>    |
|---------------------------------|----------------------|-------------------|-------------------|-------------------|-------------------|
|                                 | <u>Total</u>         | <u>Total</u>      | <u>Total</u>      | <u>Total</u>      | <u>Total</u>      |
| <b>Unrestricted</b>             | \$ 10,373,656        | 8,554,487         | 8,444,053         | 6,230,829         | 8,185,184         |
| <b>Restricted - PP&amp;E</b>    | 3,264,156            | 1,403,078         | 1,729,124         | 2,579,334         | 2,775,601         |
| <b>Restricted - Other</b>       | 25,100,348           | 34,248,680        | 24,693,496        | 26,037,115        | 21,528,942        |
| <b>Endowment</b>                | 2,672,054            | 7,358,249         | 4,833,034         | 5,074,993         | 2,961,585         |
| <b>Total</b>                    | \$ <u>41,410,214</u> | <u>51,564,494</u> | <u>39,699,707</u> | <u>39,922,271</u> | <u>35,451,312</u> |

# FUNDRAISING SURVEY REPORT

## Total Gifts vs. Investment Assets Held

### State-Operated Campuses

#### For the 2022-23 Fiscal Year

| State-Operated Campuses             | <u>Total Gifts</u>    | <u>Total Investments*</u> | <u>Gifts as a % of Investments</u> |
|-------------------------------------|-----------------------|---------------------------|------------------------------------|
| <b>Doctoral Degree Institutions</b> |                       |                           |                                    |
| Albany                              | \$ 17,075,047         | 161,928,371               | 10.54%                             |
| Binghamton                          | 80,024,179            | 442,044,020               | 18.10%                             |
| University at Buffalo               | 66,081,712            | 1,260,930,715             | 5.24%                              |
| Stony Brook                         | 83,374,865            | 592,148,501               | 14.08%                             |
| Alfred Ceramics                     | 978,559               | 32,289,555                | 3.03%                              |
| Cornell Statutory                   | 89,808,176            | 1,435,438,480             | 6.26%                              |
| Forestry                            | 4,559,782             | 49,723,353                | 9.17%                              |
| Downstate                           | 1,997,964             | 114,592,763               | 1.74%                              |
| Polytechnic                         | 1,029,848             | 12,078,777                | 8.53%                              |
| Upstate                             | 19,844,064            | 211,050,352               | 9.40%                              |
| Optometry                           | 2,773,394             | 13,191,443                | 21.02%                             |
| <b>Total</b>                        | <u>367,547,590</u>    | <u>4,325,416,330</u>      | <u>8.50%</u>                       |
| <b>Comprehensive Colleges</b>       |                       |                           |                                    |
| Brockport                           | 3,688,010             | 30,452,945                | 12.11%                             |
| Buffalo State                       | 6,650,067             | 91,528,345                | 7.27%                              |
| Cortland                            | 4,489,551             | 56,083,661                | 8.01%                              |
| Empire                              | 2,926,398             | 37,985,113                | 7.70%                              |
| Fredonia                            | 2,641,022             | 46,706,605                | 5.65%                              |
| Geneseo                             | 3,070,915             | 44,314,910                | 6.93%                              |
| New Paltz                           | 3,183,189             | 37,646,416                | 8.46%                              |
| Old Westbury                        | 325,122               | 1,796,165                 | 18.10%                             |
| Oneonta                             | 4,366,835             | 65,962,698                | 6.62%                              |
| Oswego                              | 5,801,047             | 64,839,670                | 8.95%                              |
| Plattsburgh                         | 3,751,980             | 31,542,756                | 11.89%                             |
| Potsdam                             | 2,594,180             | 55,007,744                | 4.72%                              |
| Purchase                            | 2,164,773             | 94,019,152                | 2.30%                              |
| <b>Total</b>                        | <u>45,653,089</u>     | <u>657,886,180</u>        | <u>6.94%</u>                       |
| <b>Technology Colleges</b>          |                       |                           |                                    |
| Alfred                              | 2,028,972             | 8,145,675                 | 24.91%                             |
| Canton                              | 1,187,977             | 19,458,077                | 6.11%                              |
| Cobleskill                          | 2,588,419             | 11,682,943                | 22.16%                             |
| Delhi                               | 730,730               | 12,186,688                | 6.00%                              |
| Farmingdale                         | 3,543,262             | 10,023,164                | 35.35%                             |
| Maritime                            | 2,371,127             | 10,679,869                | 22.20%                             |
| Morrisville                         | 1,634,678             | 5,768,154                 | 28.34%                             |
| <b>Total</b>                        | <u>14,085,165</u>     | <u>77,944,570</u>         | <u>18.07%</u>                      |
| Other                               | 11,518,762            | 318,244                   | 3,619.47%                          |
| <b>Total</b>                        | <u>\$ 438,804,606</u> | <u>5,061,565,324</u>      | <u>8.67%</u>                       |

\*Total Investments represent Investment Assets held by the Foundation.

**FUNDRAISING SURVEY REPORT**  
**Fundraising Survey Information and Glossary of Terms**  
**For the 2022-23 Fiscal Year**

**Gifts included in this Survey:**

The amounts reported in the Survey include only the cash, property, and gifts in-kind received as private charitable support during the institution's fiscal year. It does not include unfilled pledges and testamentary commitments in the gift totals.

**Included as voluntary support (all gift and grant income):**

- Gifts and grants to the institution, both for current operations and for capital purposes, regardless of form (cash, products, property, securities, life insurance contracts, etc.)
- Gifts and grants to affiliated foundations and organizations created to raise funds for the institution
- Securities, real estate, equipment, property or other noncash gifts, valued at fair market value by an independent appraiser
- Deferred gifts
- Cash value of life insurance contracts
- Insurance premiums paid by donors

**Not included as voluntary support:**

The following types of funds are not counted in the amounts reported in this report:

- Advertising revenue
- Alumni membership fees/dues
- Contract revenues, including sponsored research funds
- Contributed services, unless cash payments are returned as contributions
- Contributions from cities or regional governments, even though those entities may be incorporated
- Discounts on purchases
- Earned income, including transfer payments from medical or analogous practice plans
- Gifts from affiliated foundations and organizations to the institution (because they are counted when received by the foundation or organization, not when they are passed to the institution itself)
- Investment earnings on gifts, even if accrued during the fundraising reporting year, and even if required under the terms specified by the donor (the only exception permitted being interest accumulations counted in guaranteed investment instruments that mature within the reporting year, such as zero-coupon bonds)
- Government funds, whether local, state (including state matching grants), federal, or foreign
- Pledges (although the Financial Accounting Standards Board requires certain institutions to report unconditional pledges in their financial statements, these should not be included in annual gift totals of fundraising results)
- Revenue from special education programs
- Student financial aid when the gift is in support of a specific student identified by name
- Surplus income transfers from ticket-based operations, except for any amount equal to that permitted as a charitable deduction by the IRS
- Testamentary commitments (bequest intentions)
- Tuition payments
- Value of deferred giving contracts terminated due to the death of the income beneficiary during the year

**FUNDRAISING SURVEY REPORT**  
**Fundraising Survey Information and Glossary of Terms**  
**For the 2022-23 Fiscal Year**

**Outright Gifts for Current Operations** - Includes only outright gifts given specifically for current operations.

**Unrestricted** - Includes outright gifts, including realized bequests (estate settlements), given by donors without any restriction, regardless of any subsequent designation by the institution to be used for current operations, to function as endowment, to construct facilities, or for other purposes. In cases where the donor expresses a preference for the gift's use but leaves the decision to the institution, the gift is reported as unrestricted.

**Restricted** - Includes outright gifts for current operations that the donor has restricted for use in a particular purpose (i.e., scholarships, research, institutional support, athletics, etc.).

**Outright Gifts for Capital Purposes** - Includes only outright gifts for such purposes as property, buildings, equipment, endowment funds, and student loan funds.

**Property, Buildings and Equipment** - Includes outright gifts of both real and personal property for the use by the institution; gifts made for the purpose of purchasing buildings, other facilities, equipment, and land for use of the institution; gifts restricted for construction or major renovation of buildings and other facilities; and gifts made for retirement of indebtedness.

**Endowment Funds** - Endowment funds are those that donors specify are to be retained and invested for income-producing purposes.

- **Endowment-Unrestricted** - Includes outright gifts restricted by the donor for endowment, but for which the donor has made no restriction regarding the use of the income produced by the endowment, regardless of any subsequent allocation the institution may make.
- **Endowment-Restricted** - Includes those outright gifts added to the endowment funds of the institution by donor direction, from which the income is limited by the donor for specific purposes or programs.

**Loan Funds** - Includes outright gifts restricted by donors to be available for loans to students, faculty, and staff.

**Deferred Gifts** - Includes only deferred gifts established or added to in the reporting period. Such gifts include charitable gift annuities, charitable remainder trusts (including those administered outside the institution), gifts to pooled income funds, and remainder interests in property.

# FUNDRAISING SURVEY REPORT

## Institutional Grouping List

For the 2022-23 Fiscal Year

### Doctoral Degree Institutions:

University at Albany  
Binghamton University  
University at Buffalo  
University at Stony Brook  
College of Ceramics at Alfred  
Statutory Colleges at Cornell  
College of Environmental Science and  
Forestry  
SUNY Downstate Medical Center  
SUNY Polytechnic Institute  
Upstate Medical University  
College of Optometry

### Comprehensive Colleges:

College at Brockport  
College at Buffalo  
College at Cortland  
Empire State College  
College at Fredonia  
College at Geneseo  
College at New Paltz  
College at Old Westbury  
College at Oneonta  
College at Oswego  
College at Plattsburgh  
College at Potsdam  
College at Purchase

### Technology Colleges:

College of Technology at Alfred  
College of Technology at Canton  
College of Agriculture and Technology at  
Cobleskill  
College of Technology at Delhi  
College of Technology at Farmingdale  
Maritime College  
College of Agriculture and Technology at  
Morrisville

### Community Colleges:

Adirondack  
Broome  
Cayuga County  
Clinton  
Columbia-Greene  
Corning  
Dutchess  
Erie  
Fashion Institute of Technology  
Finger Lakes  
Fulton-Montgomery  
Genesee  
Herkimer County  
Hudson Valley  
Jamestown  
Jefferson  
Mohawk Valley  
Monroe  
Nassau  
Niagara County  
North Country  
Onondaga  
Orange County  
Rockland  
Schenectady County  
Suffolk County  
Sullivan County  
Tompkins Cortland  
Ulster County  
Westchester