



Charter Schools Institute
The State University of New York

Summary of Performance

LEGACY COLLEGE PREPARATOR CHARTER SCHOOL PROPOSED ELEMENTARY SCHOOL EXPANSION

REPORT DATE: FEBRUARY 23, 2026

Charter Schools Institute
State University of New York
H. Carl McCall SUNY Bldg
353 Broadway
Albany, New York 12246
518/445-4250

www.newyorkcharters.org

EDUCATION CORPORATION OVERVIEW

The SUNY Trustees approved the original charter for Legacy College Preparatory Charter School (“Legacy Prep”) on June 13, 2016. Legacy Prep opened in the fall of 2017 initially serving 120 students in 6th grade. The school currently serves 811 students in 6th through 12th grades in private space at 400 East 145th Street, Bronx, New York 10454 and 808 Cauldwell Avenue, Bronx, New York 10456 in Community School District 7. The SUNY Trustees granted Legacy Prep a full-term, five-year renewal on March 17, 2022. (See the Institute’s renewal report available at: [Legacy College Prep Renewal Report](#).)

Proposed Elementary School Program

The proposed elementary school program builds upon Legacy Prep’s track record of high academic achievement, strong organizational capacity, and fiscal health. Legacy Prep is requesting the expansion in response to family feedback for its high quality program in a K-12 configuration to allow siblings to attend the same school while balancing the need and opportunity to move the middle school program closer to the high school program. Beginning in elementary program will also allow the school to reach students at a young age to ensure they do not fall grade levels behind which the school sees often in students entering in middle school. This will allow students greater opportunities for enrichment and acceleration at the middle and high school levels.

Aligning to the current program’s focus on college preparation, the elements of the program will build upon foundations in phonics, mathematical thinking, discussion habits, and content knowledge. Prioritizing literacy and mathematics, the proposed program is aligned to state learning standards with a focus on analytical reading, evidence-based writing, and mathematical conceptual reasoning. The elementary program will be rooted in the program key design elements of:

- Culture of PRIDE (Professionalism, Respect, Integrity, Determination, and Engagement) ; building character of hard work, making others better, and doing the right thing.
- A teacher development program rooted weekly observation and coaching loops after recruiting high-quality, mission driven teacher with content expertise and commitment to building meaningful relationships with students.
- Frequent and purposeful data analysis where teachers use daily checks to assess mastery and assign small group while providing weekly or end-of-unity assessments to ensure lesson plans, strategies, and pacing align to positive student outcomes.
- Proactive relationship with families allowing for connection, celebration and workshops for families to support in reading, curriculum access, health routines, and positive social-emotional skills.
- Enrichment through experiences, trips and clubs. In addition to field trips aligned to curriculum as well as an annual trip with families to learn together and build upon school-home relationships.
- Holistic socio-emotional support so students may practice awareness, management, empathy and responsibility.
- A focus on community to where students learn how to be part of creating a kind, respectful, and connected community through their own actions.

Community Need and Support:

Legacy Prep presented a clear analysis of the proposed location in CSD 12 which is close to its current high school location which has shown a need for families in the area for an elementary charter option. Coupled with moving the middle school to the same location, families will have access to a K-8 program in one building which can be very important to families with children at different age levels. Legacy Prep presented a clear need for a quality program in the area and its own successful track record demonstrates it will meet the needs identified. Legacy Prep also has demonstrated capacity to adjust to changing demand while ensuring the rigor of the academic program with any budget constraints.

Facility Needs

Legacy Prep is seeking a facility in the Crotona Park area of CSD 12 and selected the location not only based on demonstrated need but access to public transportation and proximity to the high school program allow not only for continuity for the student and family but will leverage staffing collaboration and culture building. Working with an experienced charter school facility developer, the school anticipates the facility to be complete for the 2028-29 school year. In the interim, the elementary program would incubate at three identified potential sites.

Academic Analysis

Legacy met or came close to meeting its key academic Accountability Plan goals in ELA, mathematics, graduation, and college preparation from 2021-22 through 2024-25. In ELA, the school's tested students enrolled in at least their second year posted proficiency rates on the state's ELA exam that exceeded the district results each year by at least two percentage points. In comparison to schools across the state enrolling similar percentages of economically disadvantaged students, Legacy performed higher than expected to a meaningful degree each year. The school posted a similar record of performance in mathematics. From 2021-22 through 2024-25, the school's tested students enrolled in at least their second year posted proficiency rates that surpassed the district by at least 10 percentage points. The school performed higher than expected compared to demographically similar schools each year. Legacy first enrolled 12th grade students in 2023-24, and therefore has produced only two years of fourth-year cohort accountability data at the high school level. In 2023-24 and 2024-25, the school's graduation rate for its four-year cohort exceeded the local district rate and the absolute target of 75% each year. The school's matriculation rate also exceeded the absolute target of 75% in both years.

Fiscal and Legal Analysis


The Institute reviewed the proposed elementary school program elements (including enrollment and staffing projections) and budgets and found them satisfactory. The Institute also reviewed the most recent audited financial statements for the fiscal year ending June 30, 2025, and finds the fiscal health of the organization to be adequate. The Institute notes the education corporation's enrollment has fallen since 2023-24, however, the expansion budget adequately accounts for the drop. Beginning with fiscal year 2020-21, Legacy Prep reported an overall surplus, and as of June 30, 2025, Legacy College Preparatory Charter School had \$5.1 million in net assets and 2.6 months of cash on hand to pay short-term liabilities. Should the projections provided within the proposal

documentation meet the education corporations' expectations, the elementary school expansion should not negatively affect the school's financial position.

The Institute also reviewed the proposed revision from the legal perspective, and finds it suitable under the Act and applicable law. Therefore, the Institute recommends the Charter Schools Committee approve the requested revision.

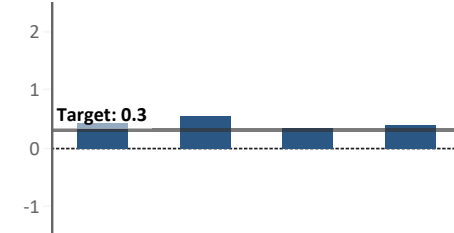
ENGLISH LANGUAGE ARTS ACCOUNTABILITY PLAN GOAL

District Comparison. The percentage of tested students enrolled in at least their second year at the school performing at or above proficiency in ELA compared to the district.




Test Year	Comp Grades	District %	School %
2022	7-8	37	39
2023	7-8	38	60
2024	7-8	39	59
2025	7-8	38	51

Effect Size. The chart shows school's effect size compared to its predicted level of performance in ELA according to a regression analysis controlling for economically disadvantaged students among all public schools in New York State.



Test Year	Test Grades	ED %	Effect Size
2022	6-8	91.9	0.42
2023	6-8	92.5	0.54
2024	6-8	93.2	0.33
2025	6-8	91.8	0.40

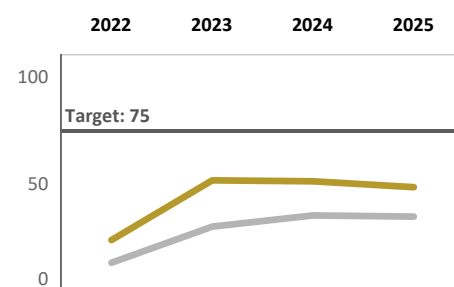
Comparative Growth Measure: Mean Growth Percentile. The school's unadjusted mean growth percentile for all students in grades 4-8 will be above target of 50 in ELA.



Test Year	School Mean Growth
2022	N/A
2023	51.4
2024	45.8
2025	56.8

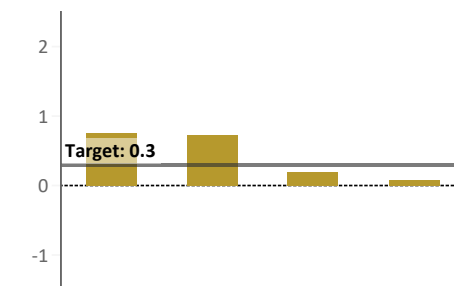
MATHEMATICS ACCOUNTABILITY PLAN GOAL

District Comparison. The percentage of tested students enrolled in at least their second year at the school performing at or above proficiency in mathematics compared to the district.



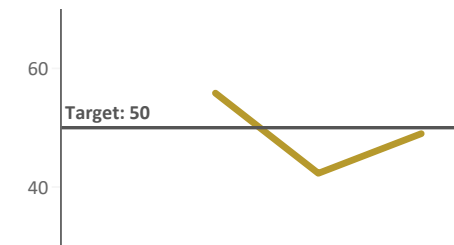
Test Year	Comp Grades	District %	School %
2022	7-8	14	24
2023	7-8	31	52
2024	7-8	36	52
2025	7-8	35	49

Effect Size. The chart shows school's effect size in mathematics according to a regression analysis controlling for economically disadvantaged students among all public schools in New York State.

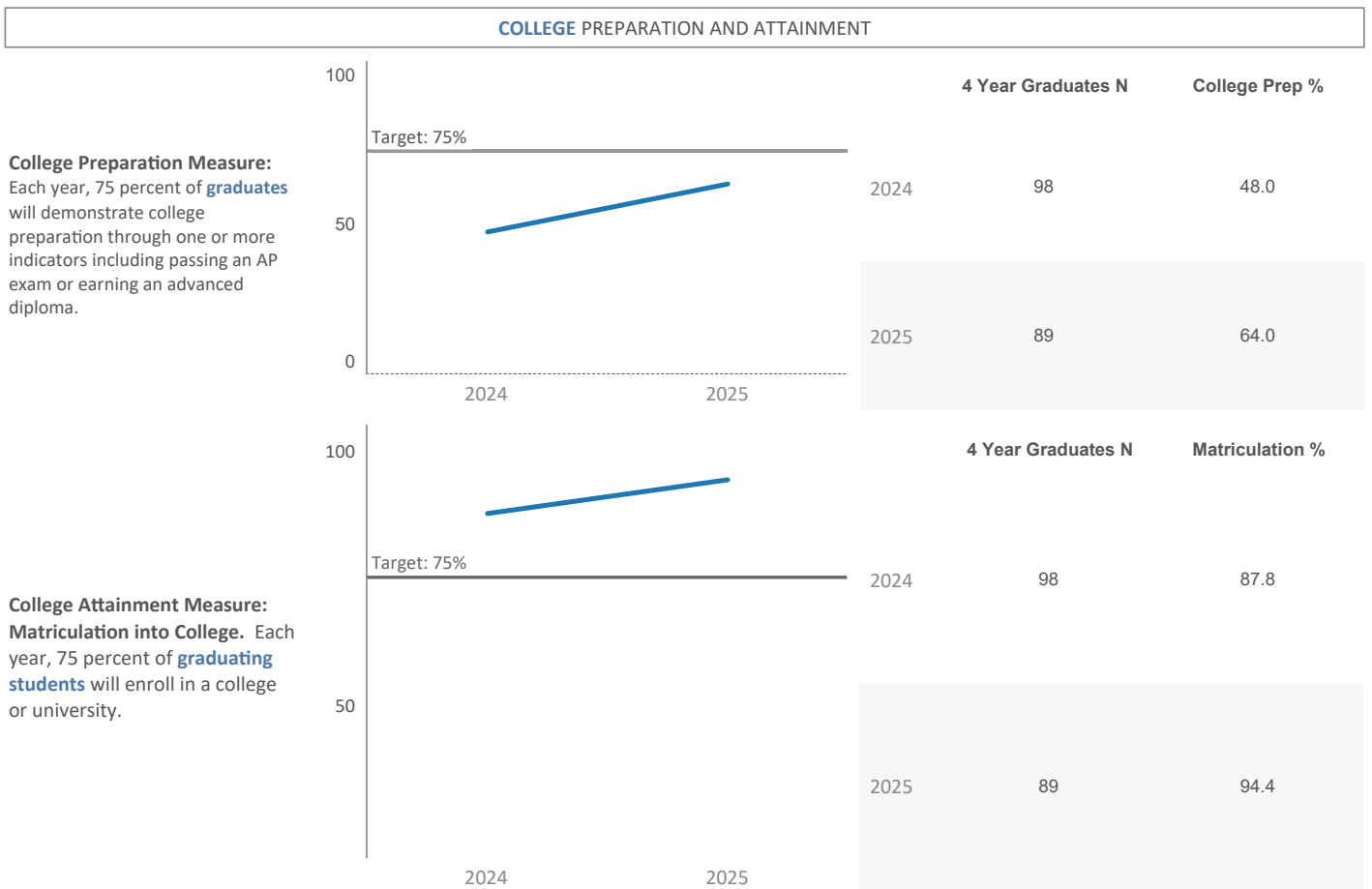
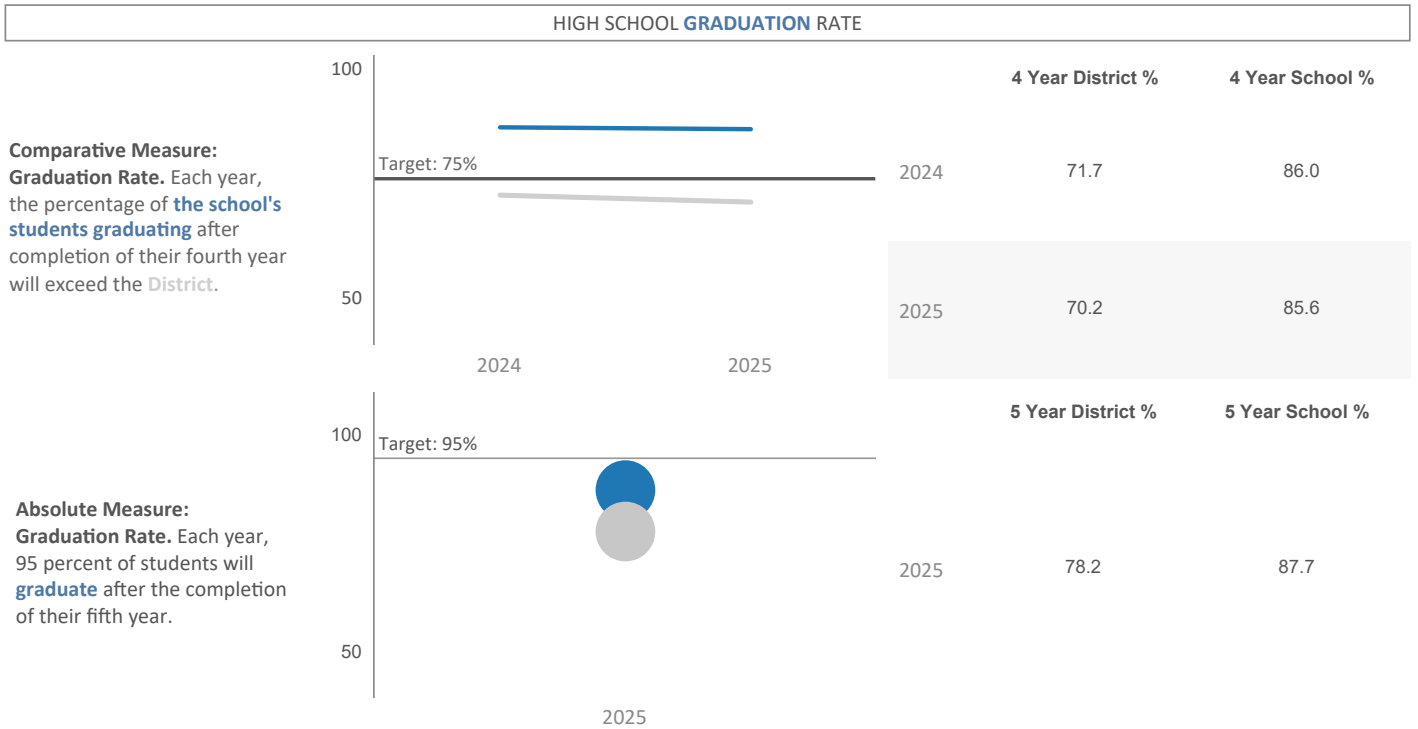


Test Year	Test Grades	ED %	Effect Size
2022	6-8	92.0	0.76
2023	6-8	92.5	0.73
2024	6-8	93.2	0.20
2025	6-8	91.8	0.07

Comparative Growth Measure: Mean Growth Percentile. The school's unadjusted mean growth percentile for all students in grades 4-8 will be above target of 50 in mathematics.



Test Year	School Mean Growth
2022	N/A
2023	56.0
2024	42.5
2025	49.1



2024-25 high school outcome data is pending final validation by the Institute.

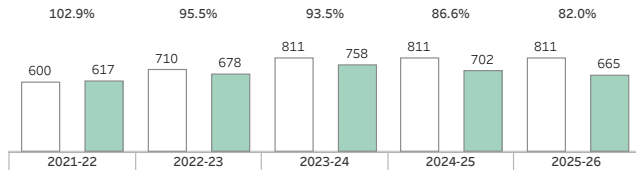


Enrollment

811 Chartered | 665 Actual

as of 2025-26

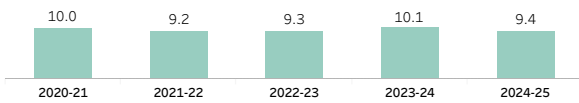
Chartered Enrollment
Actual Enrollment



Student: Teacher Ratio

9.4 702 students : 75 teachers

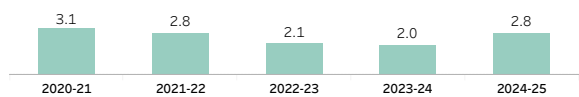
-0.7 vs. PY
as of 2024-25



Faculty : Admin Ratio

2.8 faculty : admin

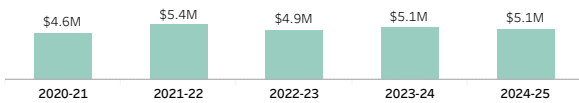
+0.8 vs. PY
as of 2024-25



Net Assets

\$5.1M

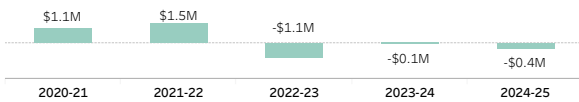
▼0.8% | -\$0.04M vs. PY
as of 2024-25



Surplus / Deficit

-\$0.4M

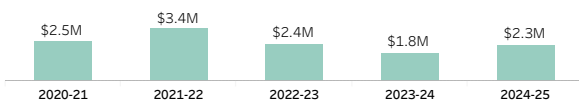
▼337.6% | -\$0.3M
as of 2024-25



Working Capital

\$2.3M

+\$0.6M vs. PY
as of 2024-25



Score Methodology

- Financial Responsibility Composite Score | Strong 1.5 - 3.0 / Adequate 1.0 - 1.4 / Needs Monitoring < 1.0
- Current Ratio Score | Excellent ≥ 3.0 / Good 1.4 - 2.9 / Poor < 1.4
- Quick Ratio Score | Excellent ≥ 2.5 / Good 1.0 - 2.4 / Poor < 1.0
- Debt to Asset Ratio Score | Excellent < 0.50 / Good 0.51 - .95 / Poor > 1.0
- Months of Cash | Excellent > 3 mo. / Good 1 - 3 mo. / Poor < 1 mo.

Legend

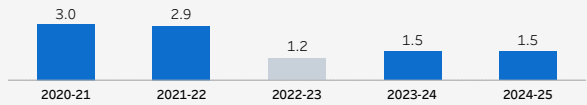
- ★ Strong / Excellent
- Adequate
- ▼ Needs Monitoring / Poor

Financial Responsibility Composite Score

1.5

+0.0 vs. PY
as of 2024-25

Strong ★

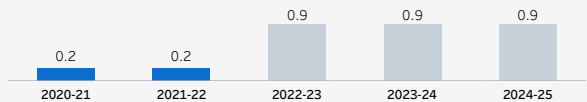


Debt to Asset Ratio

0.9

+0.0 vs. PY
as of 2024-25

Adequate ●

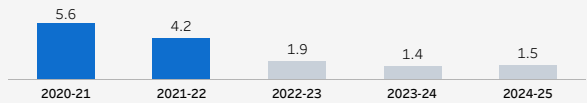


Current Ratio

1.5

+0.1 vs. PY
as of 2024-25

Adequate ●

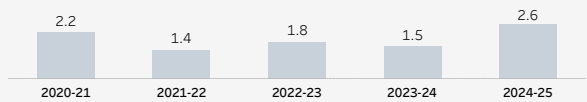


Months of Cash on Hand

2.6

+1.1 vs. PY
as of 2024-25

Adequate ●



Quick Ratio

1.4

+0.0 vs. PY
as of 2024-25

Adequate ●

