

# THE SUNY CHARTER SCHOOLS INSTITUTE

*RENEWAL RECOMMENDATION REPORT  
ACHIEVEMENT FIRST BROOKLYN  
CHARTER SCHOOLS' AUTHORITY TO  
OPERATE:*

*ACHIEVEMENT FIRST LEGACY CHARTER SCHOOL*

*ACHIEVEMENT FIRST VOYAGER CHARTER SCHOOL*

*REPORT DATE: MARCH 31, 2026*

*VISIT DATE: DECEMBER 9, 2025*



**Charter Schools Institute**  
The State University of New York

# CONTENTS

---

- 1** EDUCATION CORPORATION BACKGROUND
- 4** EXECUTIVE SUMMARY
- 7** EDUCATION CORPORATION OVERVIEW
- 10** ACADEMIC PERFORMANCE DATA
- 14** FISCAL DASHBOARD
- 17** COMPLIANCE REPORTING
- 18** COMMUNITY SATISFACTION & RETENTION

## EDUCATION CORPORATION BACKGROUND

# ACHIEVEMENT FIRST BROOKLYN CHARTER SCHOOLS



### MISSION

*Achievement First Public Charter Schools prepare every student to excel in college and career, deepen their knowledge of self and community, and lead lives of purpose. In partnership with our families and communities, we work to disrupt the legacy of inequity in education.*

### EDUCATION CORPORATION BACKGROUND

Achievement First Brooklyn Charter Schools (“AF Brooklyn Schools” or the “education corporation”), a not-for-profit charter school education corporation, is currently authorized to operate 12 charter schools. The education corporation contracts with the Connecticut not-for-profit charter management organization (“CMO”) Achievement First, Inc. (“Achievement First” or the “network”). The network provides the schools with academic, operations, facilities, and back office assistance. In addition to the two schools due for renewal, Achievement First Legacy Charter School (“AF Legacy”) and Achievement First Voyager Charter School (“AF Voyager”), AF Brooklyn Schools is currently authorized to operate the following open and operating schools:

- Achievement First Apollo Charter School;
- Achievement First Aspire Charter School;
- Achievement First Brownsville Charter School;
- Achievement First Bushwick Charter School;
- Achievement First Crown Heights Charter School;
- Achievement First East New York Charter School;
- Achievement First Endeavor Charter School;
- Achievement First Linden Charter School; and,
- Achievement First North Brooklyn Preparatory Charter School.

Achievement First Charter School 11 is the final charter school in the education corporation.

### CURRENT EDUCATION CORPORATION SNAPSHOT

*First School Opened:*  
2005-06

*Total Number of Charters:*  
12

*Number of Students Served:*  
9,182

### PROPOSED FUTURE EDUCATION CORPORATION SNAPSHOT

*Serves: Kindergarten – 12<sup>th</sup>*

*Total Number of Charters:*  
12

*Number of Students Served:*  
9,556

*Information about each charter is found on the following page.*

## EDUCATION CORPORATION BACKGROUND

### **Achievement First Legacy Charter School**



*Opening Year: 2021*

*Current Enrollment/Grades: 450 | K-4*

*Future Enrollment/Grades: 824 | K-8*

*Achievement First Queens Legacy Elementary School | 118-49 Montauk Street Queens New York | CSD\* 29 | K-4*

### **Achievement First Voyager Charter School**



*Opening Year: 2016*

*Current Enrollment/Grades: 480 | 9-12*

*Future Enrollment/Grades: 480 | 9-12*

*Achievement First University Prep High School | 35 Starr Street, Brooklyn New York | CSD 32 | 9-12*

\* New York City Community School District ("CSD")

Under the New York Charter Act of 1998 (as amended, the "Act"), each charter school may serve students in Kindergarten through 12<sup>th</sup> grade with authorizer approval. A charter school may operate multiple sites to serve its approved grade configuration. However, no charter school may serve students in the same grade level at more than one site.



## EDUCATION CORPORATION BACKGROUND

### ACHIEVEMENT FIRST BROOKLYN CHARTER SCHOOLS BOARD OF TRUSTEES<sup>1</sup>

CHAIR	TRUSTEES	
Brandon Sorlie	Tamika Bradley	Erica Murphy
VICE CHAIR	Keith Brooks	David Pollak
Paul Cabana	Romy Coquillet	Amy Arthur Samuels
TREASURER	Desiree Dalton	
Christopher J. Lynch	Avril Gordon	
SECRETARY	Andrea Kilpatrick	
Akeem Frett	La-Shaneigh Kimberly Cutler	
	Kevin Miquelon	

### ACHIEVEMENT FIRST NETWORK BOARD OF TRUSTEES

CHAIR	TRUSTEES
Andrew Boas	Shelly Cleary
VICE CHAIR	Kathy Hamel
Reshma Singh	Jennifer Mulhern
	Pinak Pujari
	Valerie Rockefeller
	Elizabeth Rose
	Carrie Schindele

### KEY DESIGN ELEMENTS

Maintains an unwavering focus on breakthrough student achievement	+	Aggressively recruits and develops talent	+
Uses a consistent, high quality standards-aligned curriculum	+	Creates a disciplined, achievement oriented school culture	+
Strategically uses assessments to monitor and address student performance	+	Provides rigorous, high quality, focused training for principals and leaders	+
Principals have the power to lead their school to execute their vision	+	Values families as partners	+
Principals provide increased supervision over the quality of instruction	+		

1. Source: The Institute's board records at the time of report finalization.

"+" : This indicator is generally present.

"-": This indicator is generally not present.

## EXECUTIVE SUMMARY

### FULL-TERM RENEWAL WITH CONDITIONS

**Renewal through July 31, 2030.** *The SUNY Charter Schools Institute (the “Institute”) recommends the SUNY Trustees’ Charter Schools Committee approve the two Applications for Charter Renewal:*

- *Achievement First Legacy Charter School; and,*
- *Achievement First Voyager Charter School;*

*to align each related education corporation’s charter and renewal schedule going forward. If each school is renewed, AF Brooklyn Schools will be granted the authority to provide instruction to students in such configuration as set forth in each charter’s Application for Renewal and subject to a set of conditions listed below. The Institute makes this recommendation based on each charter meeting the criteria for renewal set forth in the Policies for the Renewal of Not-for-Profit Charter School Education Corporations and Charter Schools Authorized by the Board of Trustees of the State University of New York (“SUNY Renewal Policies”).<sup>2</sup>*

The Institute is recommending a full-term, four year renewal to align AF Legacy and AF Voyager to the AF Brooklyn Schools’ full education corporation renewal, which will occur next during the 2029-30 school year.

### THE SCHOOL IS SUBJECT TO THE FOLLOWING CONDITIONS

By July 1, 2026, the education corporation must provide a Corrective Action Plan, to be approved by the Institute, to come into compliance with teacher certification requirements under the Act inclusive of methods to assist uncertified teachers in obtaining certification, an identified system of monitoring certification status, and administrative or monetary supports offered to teachers. The education corporation must demonstrate significant improvement regarding compliance with teacher certification requirements in accordance with the Act by the conclusion of the education corporation’s next proposed renewal term. These conditions only apply to AF Voyager as AF Legacy is in compliance with teacher certification.

### REVISION REQUEST

AF Legacy requests to expand the current elementary school to serve middle school grades and provide current students and families continuity through a consistent Kindergarten - 8<sup>th</sup> grade program. The board engaged in a rigorous greenlighting process and identified significant interest from existing students and families and prospective families. Given this documented interest and the fact that AF Legacy is the only school within the education corporation located in Queens, the board concluded there exists sufficient demand to meet the school’s intended enrollment.

### EXECUTIVE SUMMARY

AF Brooklyn Schools has served communities throughout Brooklyn since its first school opened in 2005. Upon its expansion into Queens in 2021-22, AF Legacy began serving students in the St. Albans community. In partnership with the network and a director of external affairs, AF Legacy’s leadership has worked to build connections with the St. Albans community and spread awareness about the school’s offerings. Network staff members have prioritized consistency and alignment between the schools in Brooklyn and in Queens.

2. *SUNY Renewal Policies (p. 14) are available on the [Institute’s website](#).*

## EXECUTIVE SUMMARY

After serving middle school grades for the majority of the charter term, AF Voyager began serving students in 9<sup>th</sup>-12<sup>th</sup> grade in 2025-26. The school implements the same AF Brooklyn Schools high school program that has produced a strong track record of success for students. AF Voyager offers Advanced Placement (“AP”) coursework access to all students to prepare them for postsecondary success. Leaders continue to refine academic offerings at the high school level to ensure they are authentically responsive to student feedback.

### FINDINGS & INFORMATION

#### *Is each school due for renewal an academic success?*

AF Brooklyn Schools is an academic success. Over the charter term, AF Brooklyn Schools’ elementary and middle school programs implemented new curricula in response to teacher feedback and now provide teachers with more supplemental materials through the new programs. Some schools demonstrated increased performance in the programs’ first year of implementation. This decision demonstrates AF Brooklyn Schools’ ability to effectively make adjustments to its programming in a short time period while maintaining high expectations for student performance.

The high school programs continue to develop and refine their offerings to ensure they are responsive to student feedback and performance trends. The high school programs offer rigorous Advanced Placement (“AP”) coursework to prepare students for college and career success.

The schools due for renewal demonstrate success in the following ways:

- In 2024-25, both AF Legacy and AF Voyager posted English language arts (“ELA”) proficiency rates for tested students enrolled in at least their second year that exceeded those of their local district. Notably, AF Voyager exceeded the targets for all comparative and growth measures included under its ELA goal in each year of the term.
- In mathematics, AF Voyager posted proficiency rates for tested students enrolled in at least their second year that exceeded the local district results from 2021-22 through 2023-24. In 2024-25, AF Legacy’s 3<sup>rd</sup> grade students enrolled in at least their second year outperformed their district peers and performed higher than expected to a meaningful degree compared to similar schools statewide according to the Institute’s regression analysis.

#### *Is each school due for renewal an effective, viable organization?*

AF Brooklyn Schools, with support from the network, is an effective, viable organization. AF Brooklyn Schools’ board continues to increase its effectiveness in governance of the network and schools. The board is thoughtful in its oversight as the network experienced turnover in its senior leadership during the charter term. The board is aware of enrollment challenges and is closely analyzing more information from the network on demographic and enrollment trends in both Brooklyn and Queens. Over the charter term, the network built up its leadership pipeline through its principal fellows program and has over 25 candidates for principalship in the program. Given the success of its principal pipeline program, the network is working urgently to restructure its teacher in residence program to support hiring and retention efforts.

## EXECUTIVE SUMMARY

### ***Is each school due for renewal fiscally sound?***

AF Brooklyn Schools is fiscally sound based on the Institute’s review of the renewal documentation. The education corporation established strong methods of budget creation that enable all departments to develop accurate revenue and expense projections. The education corporation maintained strong enrollment throughout the current charter term to cover its expenses. The 2024-25 annual financial audit did not present any significant deficiencies or material weaknesses. AF Brooklyn Schools maintains a separate bank account with the established amounts for dissolution as required by the charter agreement.

AF Brooklyn Schools demonstrated a positive financial performance during the current charter term with net assets of \$94.2 million and 4.8 months of cash on hand as of the 2024-25 financial audit. Although the education corporation posted a deficit in the 2024-25 school year of \$5.1 million, AF Brooklyn Schools has a consistent track record of strong financial performance and had a total surplus of \$49.3 million over the charter term. In recent years, the education corporation has prioritized spending on staffing, facilities, and teacher development.

### ***If the SUNY Trustees renew each school, are the education corporation’s plans for each school reasonable, feasible, and achievable?***

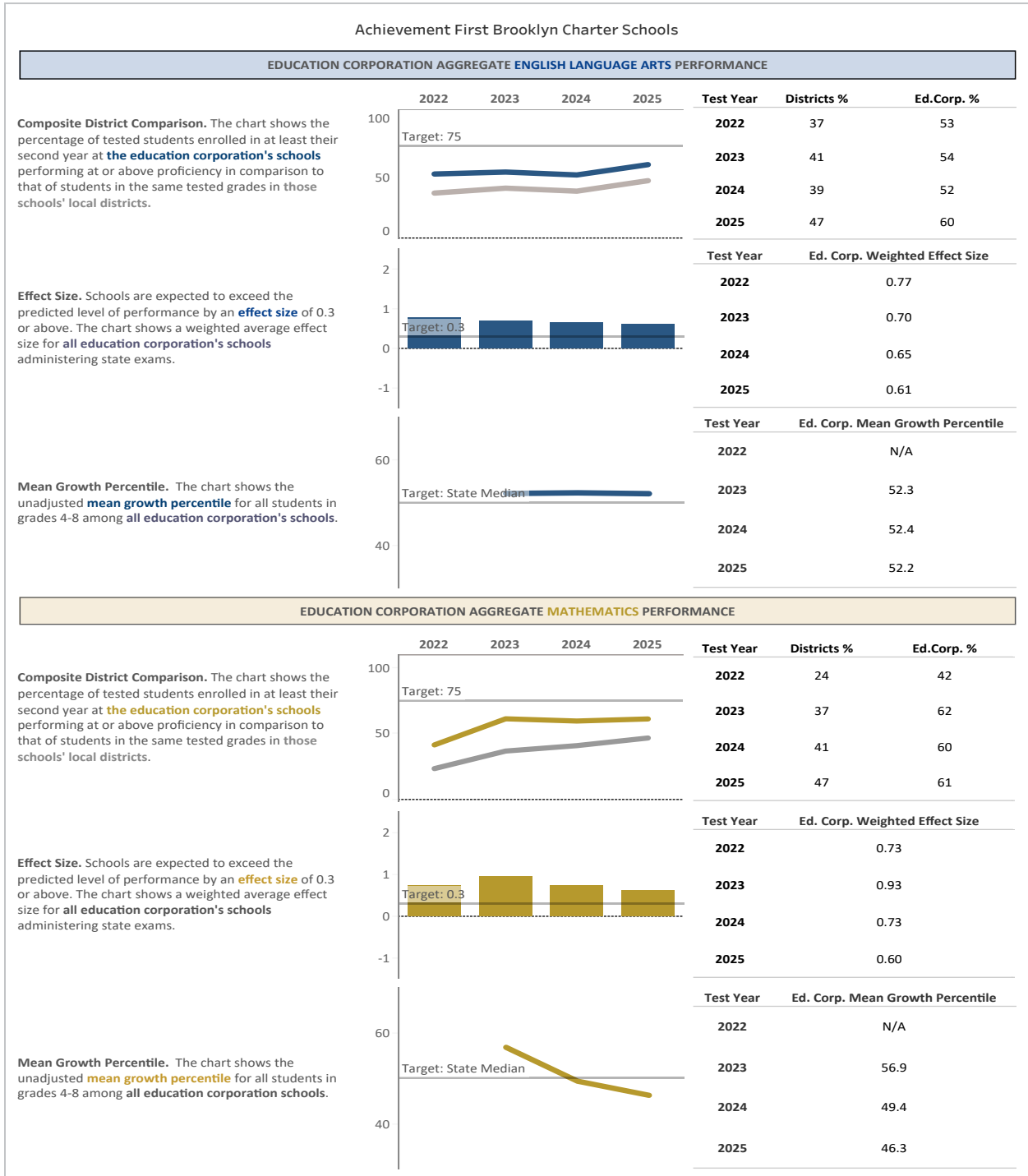
AF Brooklyn Schools’ plans for each school are reasonable, feasible, and achievable. AF Legacy will expand to serve middle school students in the St. Albans neighborhood, if approved. The future budget provided in the renewal documentation contains reasonable and feasible revenue and expense projections for the proposed charter term. Board members express an interest in continuing to serve in their oversight capacity and hold Achievement First accountable for high quality services and student outcomes. AF Brooklyn Schools operates 19 total sites including 13 New York City Department of Education (“NYCDOE”) co-located facilities and six privately leased facilities. The education corporation does not foresee any changes to its current sites.

3. The SUNY Fiscal Dashboard presents color-coded tables and charts indicating that each charter up for renewal and the education corporation have demonstrated fiscal soundness over the majority of the charter term. The fiscal dashboard for each charter and the merged education corporation can be found at the end of this section.



# EDUCATION CORPORATION OVERVIEW

## ACHIEVEMENT FIRST BROOKLYN CHARTER SCHOOLS: AGGREGATE ELA AND MATHEMATICS PERFORMANCE FOR ALL SCHOOLS



The composite district comparison is a weighted proficiency rate including all comparison grades from CSDs in which a charter in the education corporation is located. The data reflect results for all charters in the education corporation that have produced New York State exam results.



# EDUCATION CORPORATION OVERVIEW

## ACHIEVEMENT FIRST BROOKLYN CHARTER SCHOOLS: AGGREGATE SCIENCE PERFORMANCE FOR ALL SCHOOLS

Achievement First Brooklyn Charter Schools

**EDUCATION CORPORATION AGGREGATE SCIENCE PERFORMANCE**

	2022	2023	2024	2025	Test Year	Districts %	Ed.Corp. %
					2022	51	59
					2023	31	48
					2024	25	45
					2025	34	50

**Composite District Comparison.** The chart shows the percentage of tested students enrolled in at least their second year at the education corporation performing at or above proficiency in comparison to that of students in the same tested grades in those schools' local districts.

**AGGREGATE PERFORMANCE OF STUDENTS WITH DISABILITIES AND ELLS FOR EDUCATION CORPORATION\***

	2022		2023		2024		2025	
	ELA	Math	ELA	Math	ELA	Math	ELA	Math
<b>Tested on State Exam (N)</b>	779	740	803	786	781	759	745	718
<b>Ed. Corp. % Proficient on Exam</b>	19.0	15.4	23.5	30.4	22.2	31.0	28.9	33.6
<b>Composite District % Proficient</b>	13.6	9.2	18.2	18.7	17.9	21.8	24.9	25.6

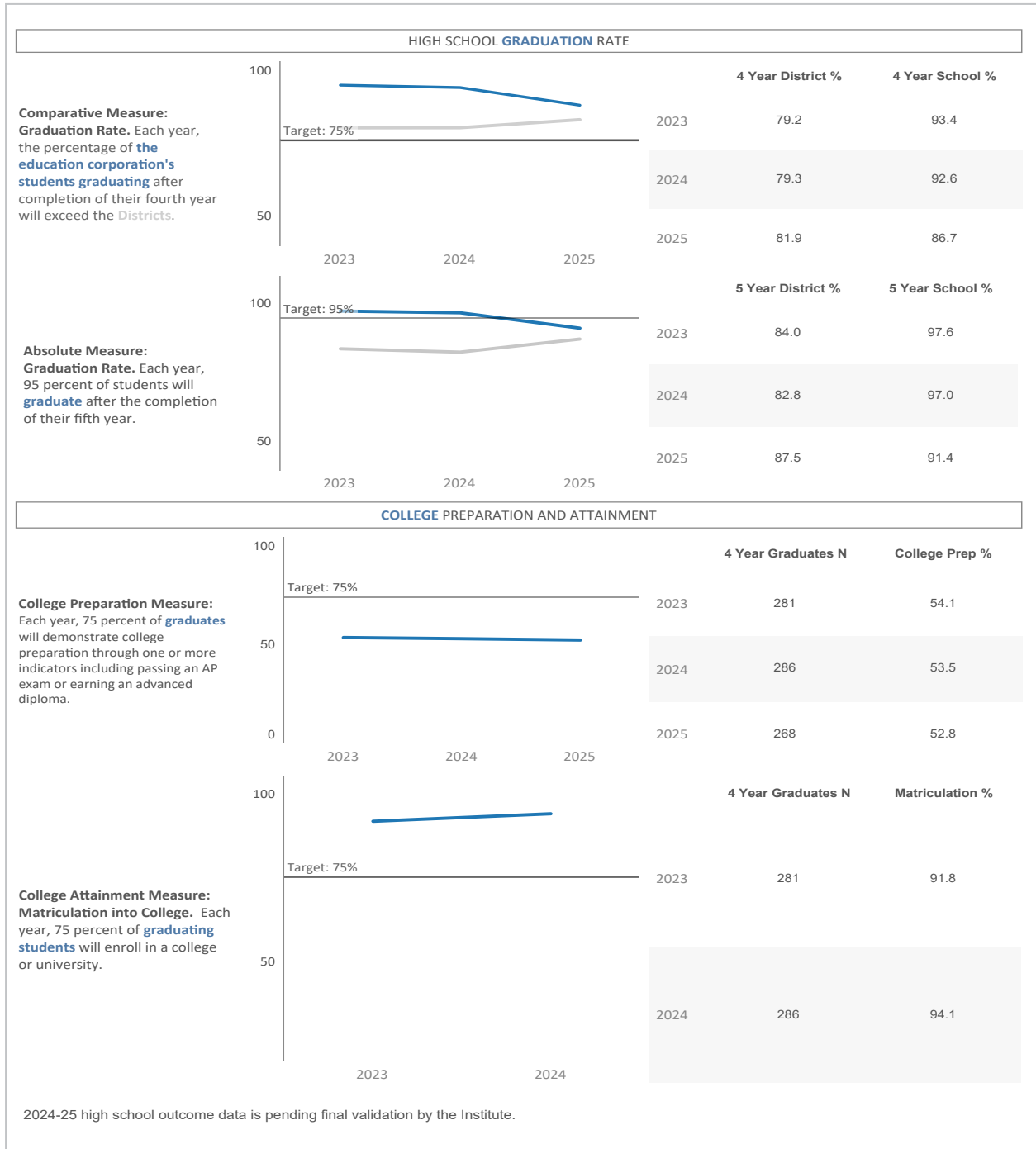
	2022	2023	2024	2025
<b>Tested on NYSESLAT Exam (N)</b>	460	587	632	697
<b>Ed. Corp. % Making Progress on NYSESLAT</b>	18.7	33.4	35.1	26.5

\*Academic outcome data describing the performance of students with disabilities and English language learners ("ELLs") are not tied to separate goals in the charter school's formal Accountability Plan. The New York State English as a Second Language Achievement Test ("NYSESLAT") is a standardized New York State assessment given annually to students classified as ELLs. Student scores are categorized into five proficiency levels: Entering, Emerging, Transitioning, Expanding, and Commanding (the highest proficiency level). For elementary and middle school students, "Making Progress" is defined as: testing at the Commanding level, or moving up at least one proficiency level from the prior year, or testing at the Expanding level and testing proficient on the NYS ELA exam in that same year. For high school students, "Making Progress" is defined as: testing at the Commanding level, or moving up at least one proficiency level from the prior year.



# EDUCATION CORPORATION OVERVIEW

## ACHIEVEMENT FIRST BROOKLYN CHARTER SCHOOLS: AGGREGATE HIGH SCHOOL PERFORMANCE FOR ALL SCHOOLS





# ACADEMIC PERFORMANCE

## ACHIEVEMENT FIRST LEGACY CHARTER SCHOOL

Queens CSD 29

ENGLISH LANGUAGE ARTS ACCOUNTABILITY PLAN GOAL												
<p><b>District Comparison.</b> The percentage of tested students enrolled in at least their second year at <b>the school</b> performing at or above proficiency in ELA compared to the district.</p>		<table border="1"> <thead> <tr> <th>Test Year</th> <th>Comp Grades</th> <th>District %</th> <th>School %</th> </tr> </thead> <tbody> <tr> <td>2025</td> <td>3</td> <td>54</td> <td>70</td> </tr> </tbody> </table>	Test Year	Comp Grades	District %	School %	2025	3	54	70		
	Test Year	Comp Grades	District %	School %								
	2025	3	54	70								
<p><b>Effect Size.</b> The chart shows school's <b>effect size</b> compared to its predicted level of performance in ELA according to a regression analysis controlling for economically disadvantaged students among all public schools in New York State.</p>		<table border="1"> <thead> <tr> <th>Test Year</th> <th>Test Grades</th> <th>ED %</th> <th>Effect Size</th> </tr> </thead> <tbody> <tr> <td>2025</td> <td>3</td> <td>80.0</td> <td>0.79</td> </tr> </tbody> </table>	Test Year	Test Grades	ED %	Effect Size	2025	3	80.0	0.79		
Test Year	Test Grades	ED %	Effect Size									
2025	3	80.0	0.79									
<p><b>Comparative Growth Measure: Mean Growth Percentile.</b> The school's <b>unadjusted mean growth percentile</b> for all students in grades 4-8 will be above target of 50 in ELA.</p>		<table border="1"> <thead> <tr> <th>Test Year</th> <th>School Mean Growth</th> </tr> </thead> <tbody> <tr> <td>2025</td> <td>N/A</td> </tr> </tbody> </table>	Test Year	School Mean Growth	2025	N/A						
Test Year	School Mean Growth											
2025	N/A											
MATHEMATICS ACCOUNTABILITY PLAN GOAL												
<p><b>District Comparison.</b> The percentage of tested students enrolled in at least their second year at <b>the school</b> performing at or above proficiency in mathematics compared to the district.</p>		<table border="1"> <thead> <tr> <th>Test Year</th> <th>Comp Grades</th> <th>District %</th> <th>School %</th> </tr> </thead> <tbody> <tr> <td>2025</td> <td>3</td> <td>63</td> <td>67</td> </tr> </tbody> </table>	Test Year	Comp Grades	District %	School %	2025	3	63	67		
	Test Year	Comp Grades	District %	School %								
	2025	3	63	67								
<p><b>Effect Size.</b> The chart shows school's <b>effect size</b> compared to its predicted level of performance in mathematics according to a regression analysis controlling for economically disadvantaged students among all public schools in New York State.</p>		<table border="1"> <thead> <tr> <th>Test Year</th> <th>Test Grades</th> <th>ED %</th> <th>Effect Size</th> </tr> </thead> <tbody> <tr> <td>2025</td> <td>3</td> <td>80.0</td> <td>0.57</td> </tr> </tbody> </table>	Test Year	Test Grades	ED %	Effect Size	2025	3	80.0	0.57		
Test Year	Test Grades	ED %	Effect Size									
2025	3	80.0	0.57									
<p><b>Comparative Growth Measure: Mean Growth Percentile.</b> The school's <b>unadjusted mean growth percentile</b> for all students in grades 4-8 will be above target of 50 in mathematics.</p>		<table border="1"> <thead> <tr> <th>Test Year</th> <th>School Mean Growth</th> </tr> </thead> <tbody> <tr> <td>2025</td> <td>N/A</td> </tr> </tbody> </table>	Test Year	School Mean Growth	2025	N/A						
Test Year	School Mean Growth											
2025	N/A											



# ACADEMIC PERFORMANCE

## ACHIEVEMENT FIRST LEGACY CHARTER SCHOOL

Queens CSD 29

### SCIENCE ACCOUNTABILITY PLAN GOAL

**Science: Comparative Measure.** The percentage of tested students at **the school** in at least their second year performing at or above proficiency in science compared to **the district**.

N/A

### TESTED PERCENTAGES

	2025	
	ELA	Math
School Tested Number (N)	81	81
School Tested %	94.2	94.2
District Tested %	80.0	82.5

### PERFORMANCE OF STUDENTS WITH DISABILITIES AND ENGLISH LANGUAGE LEARNERS\*

	2025	
	ELA	Math
Students with Disabilities Tested on State Exam (N)	13	13
School % Proficient on Exam	30.8	38.5
District % Proficient	23.7	37.1

	2022	2023	2024	2025
Tested on NYSESLAT Exam (N)	3	2	2	8
School % Making Progress	s	s	s	25.0

\*Academic outcome data describing the performance of students with disabilities and English language learners ("ELLs") are not tied to separate goals in the charter school's formal Accountability Plan. The New York State English as a Second Language Achievement Test ("NYSESLAT") is a standardized New York State assessment given annually to students classified as ELLs. Student scores are categorized into five proficiency levels: Entering, Emerging, Transitioning, Expanding, and Commanding (the highest proficiency level). For elementary and middle school students, "Making Progress" is defined as: testing at the Commanding level, or moving up at least one proficiency level from the prior year, or testing at the Expanding level and testing proficient on the NYS ELA exam in that same year. For high school students, "Making Progress" is defined as: testing at the Commanding level, or moving up at least one proficiency level from the prior year. To comply with the Family Educational Rights and Privacy Act ("FERPA") regulations on reporting education outcome data, the Institute does not report assessment results for groups containing five or fewer students, and indicates such instances with an "s".



# ACADEMIC PERFORMANCE

## ACHIEVEMENT FIRST VOYAGER CHARTER SCHOOL

Brooklyn CSD 17

ENGLISH LANGUAGE ARTS ACCOUNTABILITY PLAN GOAL								
	2022	2023	2024	2025	Test Year	Comp Grades	District %	School %
<p><b>District Comparison.</b> The percentage of tested students enrolled in at least their second year at <b>the school</b> performing at or above proficiency in ELA compared to the district.</p>					2022	6-8	50	63
					2023	7-8	50	66
					2024	7-8	50	65
					2025	7-8	53	60
<p><b>Effect Size.</b> The chart shows school's <b>effect size</b> compared to its predicted level of performance in ELA according to a regression analysis controlling for economically disadvantaged students among all public schools in New York State.</p>					Test Year	Test Grades	ED %	Effect Size
					2022	6-8	78.6	0.82
					2023	6-8	80.2	0.74
					2024	6-8	84.5	0.74
<p><b>Comparative Growth Measure: Mean Growth Percentile.</b> The school's <b>unadjusted mean growth percentile</b> for all students in grades 4-8 will be above target of 50 in ELA.</p>					Test Year	School Mean Growth		
					2022	N/A		
					2023	52.8		
					2024	55.9		
				2025	53.2			
MATHEMATICS ACCOUNTABILITY PLAN GOAL								
	2022	2023	2024	2025	Test Year	Comp Grades	District %	School %
<p><b>District Comparison.</b> The percentage of tested students enrolled in at least their second year at <b>the school</b> performing at or above proficiency in mathematics compared to the district.</p>					2022	6-7	23	46
					2023	7	41	60
					2024	7-8	44	62
					2025	7	51	44
<p><b>Effect Size.</b> The chart shows school's <b>effect size</b> compared to its predicted level of performance in mathematics according to a regression analysis controlling for economically disadvantaged students among all public schools in New York State.</p>					Test Year	Test Grades	ED %	Effect Size
					2022	6-7	80.2	1.00
					2023	6-7	81.1	0.35
					2024	6-8	84.6	0.60
<p><b>Comparative Growth Measure: Mean Growth Percentile.</b> The school's <b>unadjusted mean growth percentile</b> for all students in grades 4-8 will be above target of 50 in mathematics.</p>					Test Year	School Mean Growth		
					2022	N/A		
					2023	53.9		
					2024	57.4		
				2025	43.5			



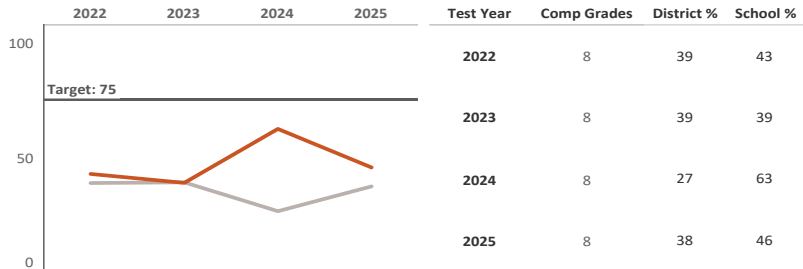
# ACADEMIC PERFORMANCE

## ACHIEVEMENT FIRST VOYAGER CHARTER SCHOOL

Brooklyn CSD 17

### SCIENCE ACCOUNTABILITY PLAN GOAL

Science: Comparative Measure. The percentage of tested students at **the school** in at least their second year performing at or above proficiency in science compared to **the district**.



Test Year	Comp Grades	District %	School %
2022	8	39	43
2023	8	39	39
2024	8	27	63
2025	8	38	46

### TESTED PERCENTAGES

	2022		2023		2024		2025	
	ELA	Math	ELA	Math	ELA	Math	ELA	Math
School Tested Number (N)	182	183	156	160	150	152	92	38
School Tested %	98.9	98.9	95.1	98.2	96.8	98.1	98.9	40.9
District Tested %	85.1	78.6	84.7	79.5	82.5	81.5	81.5	75.9

### PERFORMANCE OF STUDENTS WITH DISABILITIES AND ENGLISH LANGUAGE LEARNERS\*

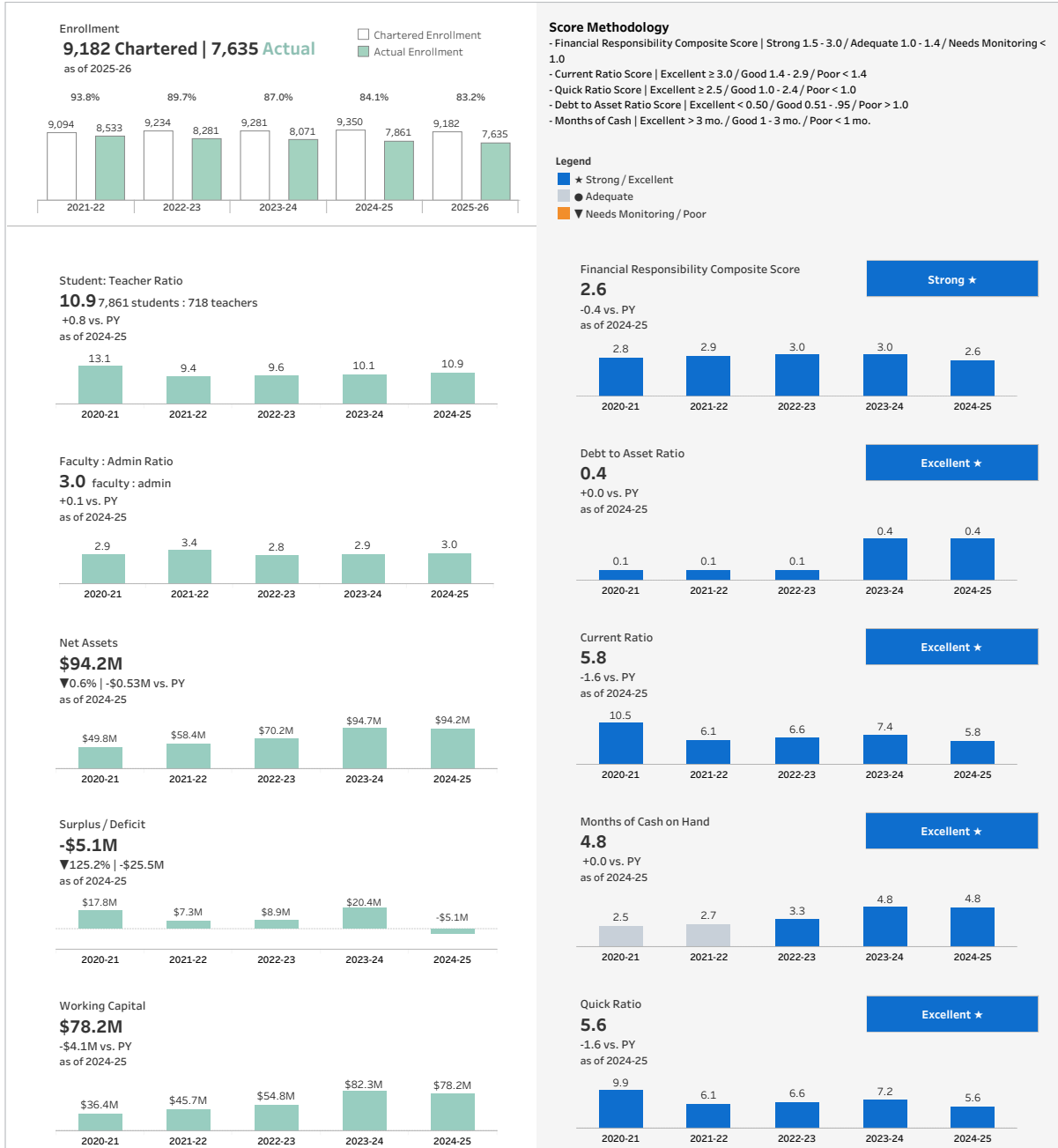
	2022		2023		2024		2025	
	ELA	Math	ELA	Math	ELA	Math	ELA	Math
Students with Disabilities Tested on State Exam (N)	33	20	34	22	35	36	25	10
School % Proficient on Exam	36.4	10.0	32.4	9.1	40.0	30.6	28.0	20.0
District % Proficient	21.4	5.9	20.2	17.0	20.7	20.6	30.6	23.9

	2022	2023	2024	2025
Tested on NYSESLAT Exam (N)	3	3	5	4
School % Making Progress	s	s	s	s

\*Academic outcome data describing the performance of students with disabilities and English language learners ("ELLs") are not tied to separate goals in the charter school's formal Accountability Plan. The New York State English as a Second Language Achievement Test ("NYSESLAT") is a standardized New York State assessment given annually to students classified as ELLs. Student scores are categorized into five proficiency levels: Entering, Emerging, Transitioning, Expanding, and Commanding (the highest proficiency level). For elementary and middle school students, "Making Progress" is defined as: testing at the Commanding level, or moving up at least one proficiency level from the prior year, or testing at the Expanding level and testing proficient on the NYS ELA exam in that same year. For high school students, "Making Progress" is defined as: testing at the Commanding level, or moving up at least one proficiency level from the prior year. To comply with the Family Educational Rights and Privacy Act ("FERPA") regulations on reporting education outcome data, the Institute does not report assessment results for groups containing five or fewer students, and indicates such instances with an "s".

# FISCAL DASHBOARD

## ACHIEVEMENT FIRST BROOKLYN CHARTER SCHOOLS



Schools report actual enrollment on a quarterly basis to the Institute, and the actual enrollment for 2025-26 reflects the most recently submitted quarterly submission.

# FISCAL DASHBOARD

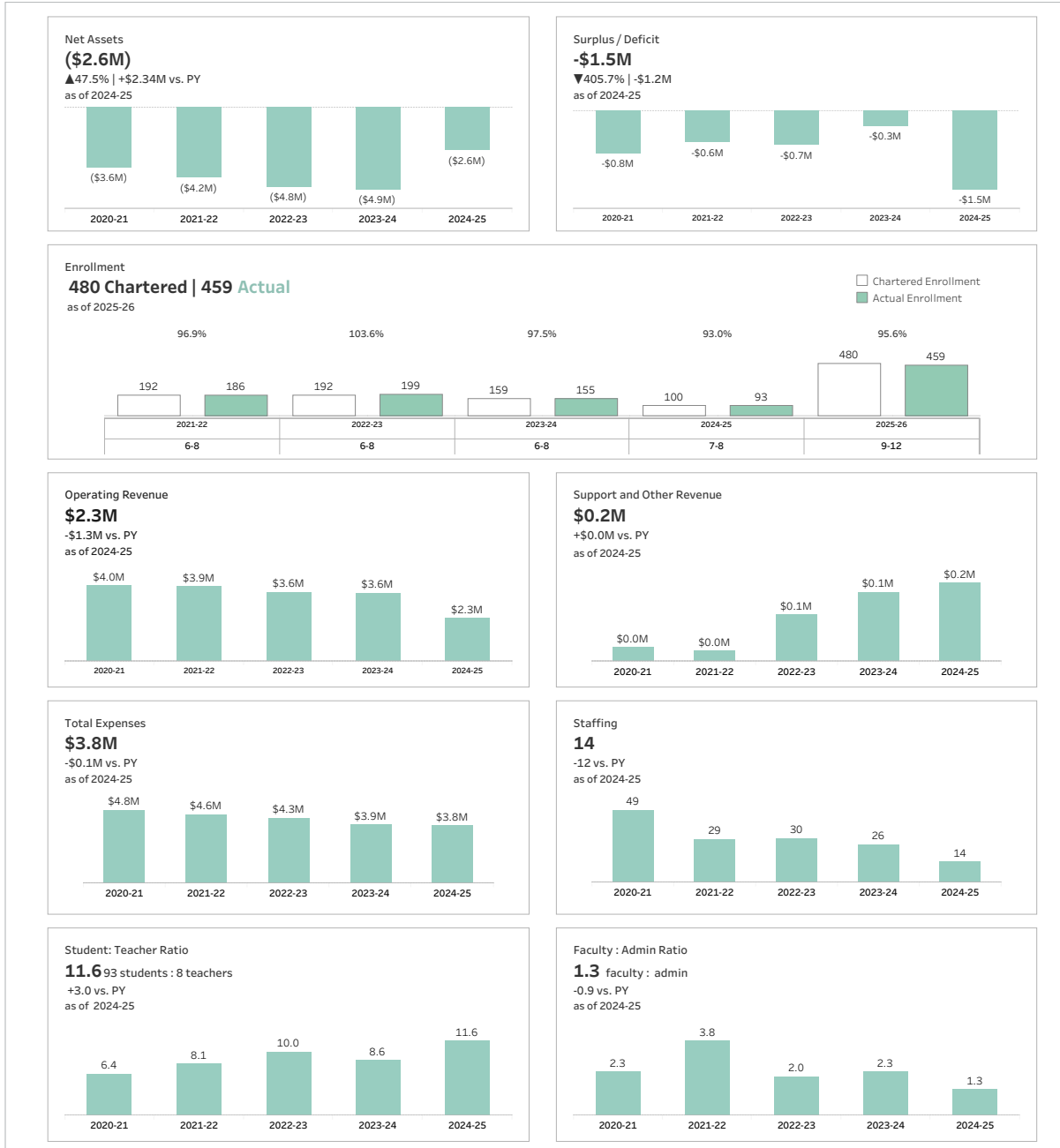
## ACHIEVEMENT FIRST LEGACY CHARTER SCHOOL



Schools report actual enrollment on a quarterly basis to the Institute, and the actual enrollment for 2025-26 reflects the most recently submitted quarterly submission.

# FISCAL DASHBOARD

## ACHIEVEMENT FIRST VOYAGER CHARTER SCHOOL



Schools report actual enrollment on a quarterly basis to the Institute, and the actual enrollment for 2025-26 reflects the most recently submitted quarterly submission.

## COMPLIANCE REPORTING



### HAS EACH SCHOOL DUE FOR RENEWAL SUBSTANTIALLY COMPLIED WITH APPLICABLE LAWS, RULES AND REGULATIONS, AND PROVISIONS OF ITS CHARTER?

*The education corporation substantially complies with applicable laws, rules and regulations, and provisions of its charter. During the current charter term, the education corporation demonstrates a clear record of compliance with the terms of its charter including the timely submission of required reporting to the Institute.*

#### ACHIEVEMENT FIRST BROOKLYN CHARTER SCHOOLS

##### **FOIL**

While the Freedom of Information Law (“FOIL”) notice and FOIL subject matter list are posted on the website, the FOIL subject matter list requires minor revision to include a link to the committee on open government’s website and the date of the most recent update which must occur at least annually. The Institute will ensure compliance prior to the start of the next charter term.

##### **Teacher Certification**

The Act allows charters to hire up to 15 uncertified lead teachers contingent upon those teachers meeting certain requirements including: two years of Teach for America experience; three years of teaching experience; status as a higher education professor; exceptional experience in a subject; or, teaching science, technology, engineering, and mathematics (“STEM”) or career and technical education courses.

At AF Brooklyn Schools, directors of school operations (“DSOs”) gather and maintain the certification statuses of new and returning teachers. DSOs work with uncertified teachers to determine a pathway to either certification or meeting the other qualifications of the Act, and track specific deadlines and requirements toward completion. If monthly deadlines are not met, teachers are subject to professional consequences up to and including non-renewal of their contract for the following school year. The network reviews certification data on a monthly basis to monitor overall progress toward teacher certification goals.

At AF Legacy, 12 out of the 25 teachers are uncertified, which is within the allowable limit under the Act. Out of the 12 uncertified teachers, six meet the additional qualifications under the Act.

At AF Voyager, 20 out of the 34 teachers are uncertified, which is five teachers over the allowable limit under the Act. Out of the 20 uncertified teachers, 13 meet the additional qualifications under the Act.

## COMMUNITY SATISFACTION & ENROLLMENT AND RETENTION

To report on parent satisfaction with each school's program, the Institute used satisfaction survey data and data regarding persistence in enrollment.

### **Parent Survey Data**

The Institute compiled data from AF Brooklyn Schools' annual family survey. AF Brooklyn Schools conducts an annual survey to gauge family satisfaction with school programming.

In 2024-25, 98% of AF Legacy families responded to the survey. Of those respondents, 90% indicated satisfaction with the school.

In 2024-25, 37% of AF Voyager families responded to the survey. Of those respondents, 92% indicated satisfaction with the school. The Institute recognizes that the low response rate may not be representative of the whole community.

### **Public Comments**

In accordance with the Act, the Institute notified the district in which the charter is located regarding the Application for Charter Renewal. A summary of any district and public comments appears below.

The NYCDOE held its required hearing on the renewal application for AF Legacy and AF Voyager on November 24, 2025 via teleconference. The AF Brooklyn Schools executive director spoke about the schools' mission to prepare every student to excel in college and career, deepen their knowledge of themselves and their community, and lead lives of purpose. The leader shared the schools' post pandemic academic improvement from adopting evidence-based high quality instructional materials, increasing quality and availability of intervention services, and improving social emotional programming. The executive director highlighted AF Voyager's high academic achievement and retention rate. The executive director also highlighted AF Legacy's high retention rate, strong student experience, strong family and community engagement, robust scholar support team, and personalized academic supports.

### **Enrollment and Retention**

AF Brooklyn Schools makes good faith efforts to meet enrollment and retention targets. AF Legacy and AF Voyager exceeded their enrollment targets for economically disadvantaged students and students with disabilities. The network supports the education corporation's schools by providing detailed analyses of neighborhood demographic trends and strategies to increase subgroup enrollment and retention.

### **Persistence in Enrollment**

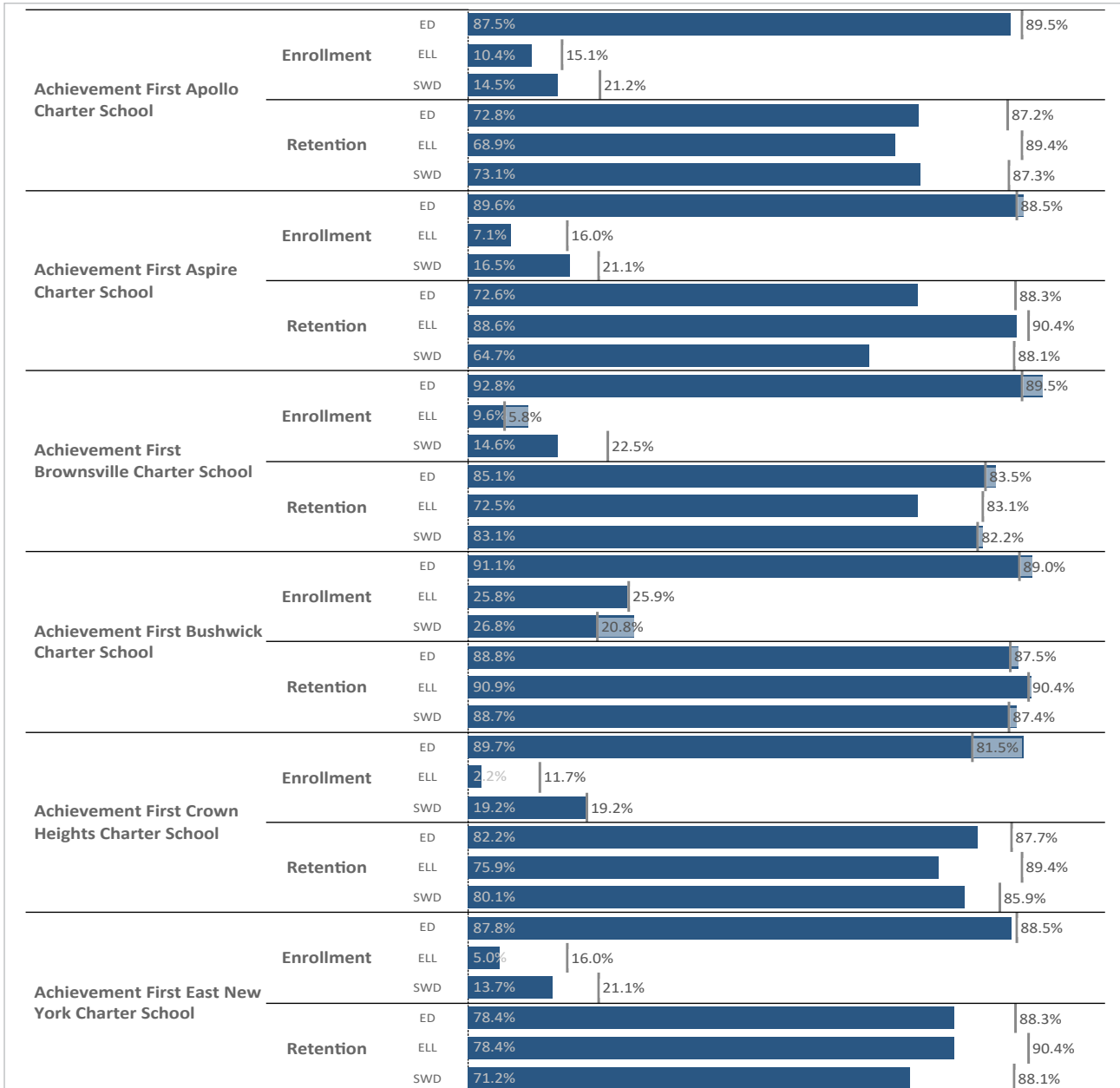
An additional indicator of parent satisfaction is persistence in enrollment. In 2024-25, 80% of AF Brooklyn Schools students returned from the previous year. Student persistence data from previous years of the charter term is available in student demographics section of the report.

*The Institute derived the statistical information on persistence in enrollment from its database. No comparative data from the NYCDOE or the NYSED is available to the Institute to provide either district or statewide context.*



# COMMUNITY SATISFACTION & ENROLLMENT AND RETENTION

## ENROLLMENT AND RETENTION TARGETS



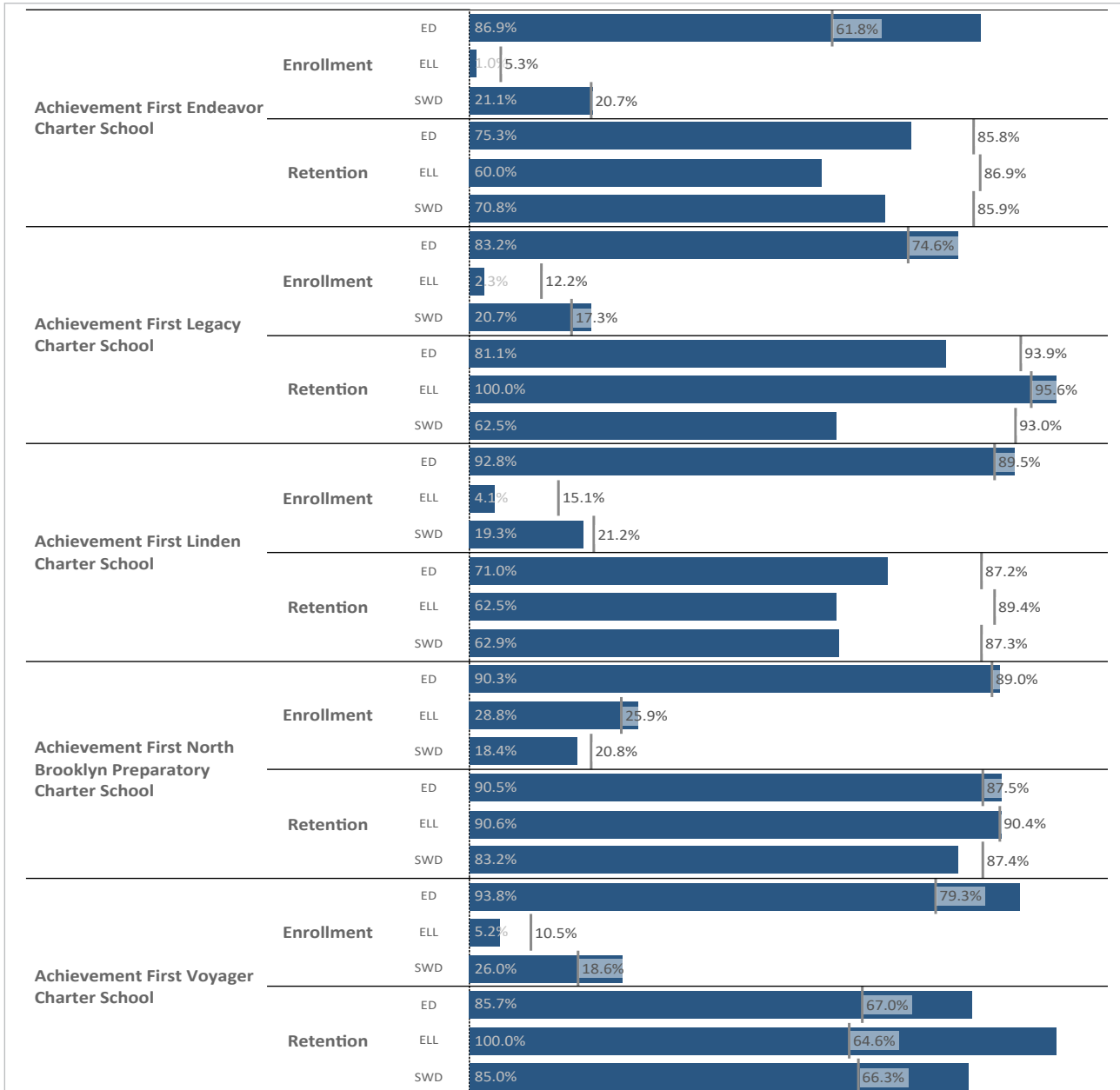
The chart illustrates the **current enrollment and retention percentages** against the **enrollment and retention targets** for each operating school in the education corporation. As required by Education Law § 2851(4)(e), a school must include in its renewal application information regarding the efforts it has, and will, put in place to meet or exceed SUNY's enrollment and retention targets for students with disabilities, ELLs, and FRPL students. This analysis is based on the most recent enrollment and retention data supplied to the Institute by the education corporation.

Achievement First East New York's targets are calculated from grades offered in 2024-25.



# COMMUNITY SATISFACTION & ENROLLMENT AND RETENTION

## ENROLLMENT AND RETENTION TARGETS



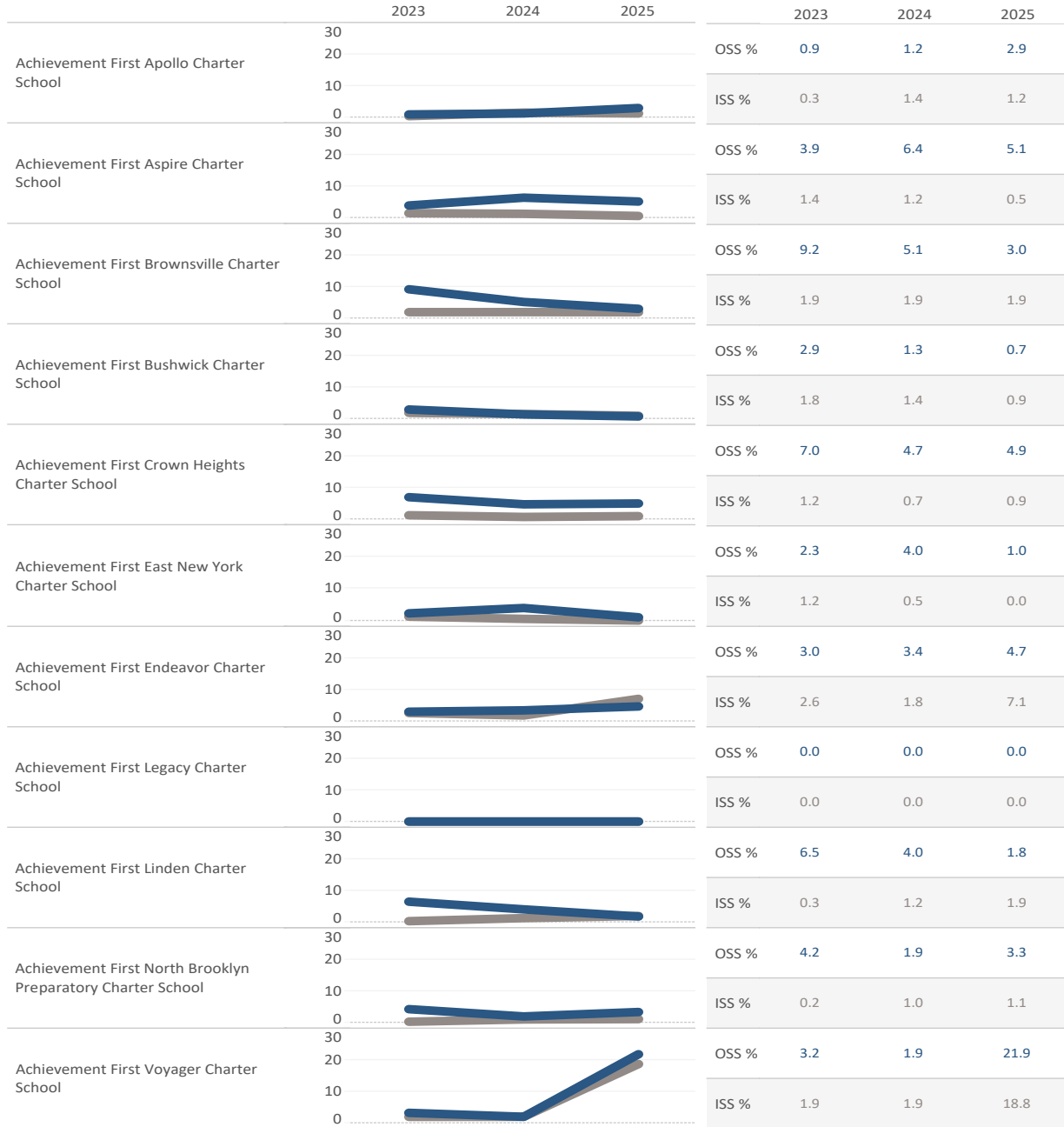
The chart illustrates the **current enrollment and retention percentages** against the **enrollment and retention targets** for each operating school in the education corporation. As required by Education Law § 2851(4)(e), a school must include in its renewal application information regarding the efforts it has, and will, put in place to meet or exceed SUNY's enrollment and retention targets for students with disabilities, ELLs, and FRPL students. This analysis is based on the most recent enrollment and retention data supplied to the Institute by the education corporation.

Achievement First Voyager's targets are calculated from district of location and grades offered in 2024-25.



# COMMUNITY SATISFACTION & ENROLLMENT AND RETENTION

## Suspensions: The education corporation's out of school suspension rate (OSS %) and in school suspension rate (ISS %).



Data suitable for comparison are not available. The percentage rate shown here is calculated using the method employed by the NYCDOE: the total number of students receiving an out of school suspension at any time during the school year is divided by the total enrollment, then multiplied by 100.

During the most recent school year, the education corporation expelled 0 students.



SUNY Charter Schools Institute  
H. Carl McCall SUNY Building  
353 Broadway  
Albany, NY 12246

518.445.4250  
[www.newyorkcharters.org](http://www.newyorkcharters.org)

