



THE STATE UNIVERSITY *of* NEW YORK

FUNDRAISING
Survey Report

Fiscal Year 2007-08



THE STATE UNIVERSITY OF NEW YORK

\$3 billion challenge

sixty-four campuses – one vision

TABLE OF CONTENTS

	<u>Page(s)</u>
SUNY \$3 BILLION CHALLENGE	<i>i</i>
I. INTRODUCTION	1-2
II. EXECUTIVE SUMMARY	3-6
III. SUMMARY OF GIFTS RECEIVED	
State-operated campuses and statutory colleges.....	7
Community colleges	8
Total – all campuses	9
IV. SUMMARY OF GIFTS BY TYPE	
State-operated campuses and statutory colleges.....	10
Community colleges	11
V. SUMMARY OF GIFTS BY SOURCE	
State-operated campuses and statutory colleges.....	12
Community colleges	13
VI. COMPARISON OF GIFTS BY CAMPUS TO THE PREVIOUS YEAR	
State-operated campuses and statutory colleges.....	14-16
Community colleges	17-19
VII. SUMMARY OF GIFTS BY CAMPUS	
State-operated campuses and statutory colleges.....	20-26
Community colleges	27-33
VIII. FIVE-YEAR FUNDRAISING SUMMARY BY CAMPUS	
State-operated campuses and statutory colleges.....	34-40
Community colleges	41-47
IX. FUNDRAISING SURVEY INFORMATION AND GLOSSARY OF TERMS.....	48-49
X. INSTITUTIONAL GROUPING	50

FUNDRAISING SURVEY REPORT

For the 2007–08 Fiscal Year

INTRODUCTION

The State University of New York has compiled the Fundraising Survey Report using *CASE Management Reporting Standards*. Information contained in this report may be used as an effective mechanism to monitor progress in achieving SUNY campaign and individual campus goals, to facilitate comparisons among peers within and outside the State University, and to share fundraising “best practices”.

A brief overview and description of the contents of the *Fundraising Survey Report* for the 2007-08 fiscal year follows:

Executive Summary (pages 3-6) Presents a summary of University-wide fundraising information with comparisons to the previous year and five-year trend information for all colleges and universities.

Summary of Gifts Received (pages 7-9) Reflects the compiled results of the survey completed by the colleges and universities with a comparison to the previous year’s totals. The schedule provides detail of the types of restrictions placed on gifts, the total outright gifts and deferred gifts.

Summary of Gifts by Type (pages 10-11) Displays the total gifts by colleges and universities (in descending dollar order) by type of gift. The classification types are:

- Unrestricted gifts given without any restriction.
- Restricted for property, plant and equipment (PP&E) gifts of real and personal property or gifts that the donor has restricted to use for purchasing, constructing, renovating, or retiring debt of buildings, equipment, land or facilities.
- Restricted other gifts that the donor has restricted to use for a particular purpose (i.e., scholarships, research, institutional support, athletics, etc.)
- Endowment gifts that donors specify are to be retained and invested for income-producing purposes. The income on these gifts can be unrestricted or restricted.

Summary of Gifts by Source (pages 12-13) Displays the total gifts by colleges and universities (in descending order) by the source of gift (i.e., individuals or corporations/foundations).

Comparison of Gifts by Campus to the Previous Year (pages 14-19) Reflects a comparison (increase or decrease and percentage change) of gifts received by campus in the current year versus the previous year in total, from individuals, and from corporations/foundations.

Summary of Gifts by Campus (pages 20-33) Provides a summary of gifts (source and type) by campus and a comparison to the previous year total.

FUNDRAISING SURVEY REPORT

For the 2007–08 Fiscal Year

INTRODUCTION, cont.

Five-Year Fundraising Summary by Campus (pages 34-47) Provides a summary of gifts by type for each campus and combined total for the past five years (i.e., 2003-04 through 2007-08).

Fundraising Survey Information and Glossary of Terms (pages 48-49) Provides a brief description of what constitutes a gift as well as definitions of terms used in this report.

Institutional Grouping List (page 50) Listing of the State University campuses by common classification.

STATE UNIVERSITY OF NEW YORK

For the 2007-08 Fiscal Year

SUNY \$3 BILLION CHALLENGE

In FY2008 The State University of New York's 64 campuses raised nearly \$246 million in philanthropic support. The following pages provide a snap-shot of the fundraising progress by each campus.

The SUNY \$3 Billion Challenge – 64 Campuses – One Vision was established in 2004 to leverage an earlier \$1 Billion SUNY Campaign. The Challenge was intended to act as a springboard to increase private philanthropic investment. The \$3 Billion Challenge created fundraising goals for each campus, based on their aspirant peers, to be achieved by June 30, 2012. Through June 30, 2008, system-wide fundraising effort totals are \$2.2 billion.

<u>University System Fundraising Totals</u>	
FY2004.....	\$275.7 million
FY2005.....	204.1 million
FY2006.....	304.3 million
FY2007.....	213.0 million
FY2008.....	245.6 million
<hr/>	
Total.....	\$1.243 billion
Previous SUNY \$1 B Campaign.....	\$1 billion
<hr/>	
Grand Challenge Total Toward \$3 Billion.....	\$2.243 billion

The 64 State University campuses are on target to meet and possibly exceed the \$3 billion goal by June 30, 2012. However, private support has not yet provided the financial “lift” envisioned in the planning stages of the Challenge. Several steps are being taken to address this issue:

1. Establishment of the SUNY Compact
2. Creation of the \$3 Billion Challenge Steering Committee (CHE)
3. Exploring matching programs in conjunction with CHE recommendations
4. Strengthening fundraising activity at the campus level with a focus on “transformative gifts”

Campus-by-campus and sector totals can be found throughout this report.

FUNDRAISING SURVEY REPORT

For the 2007-08 Fiscal Year

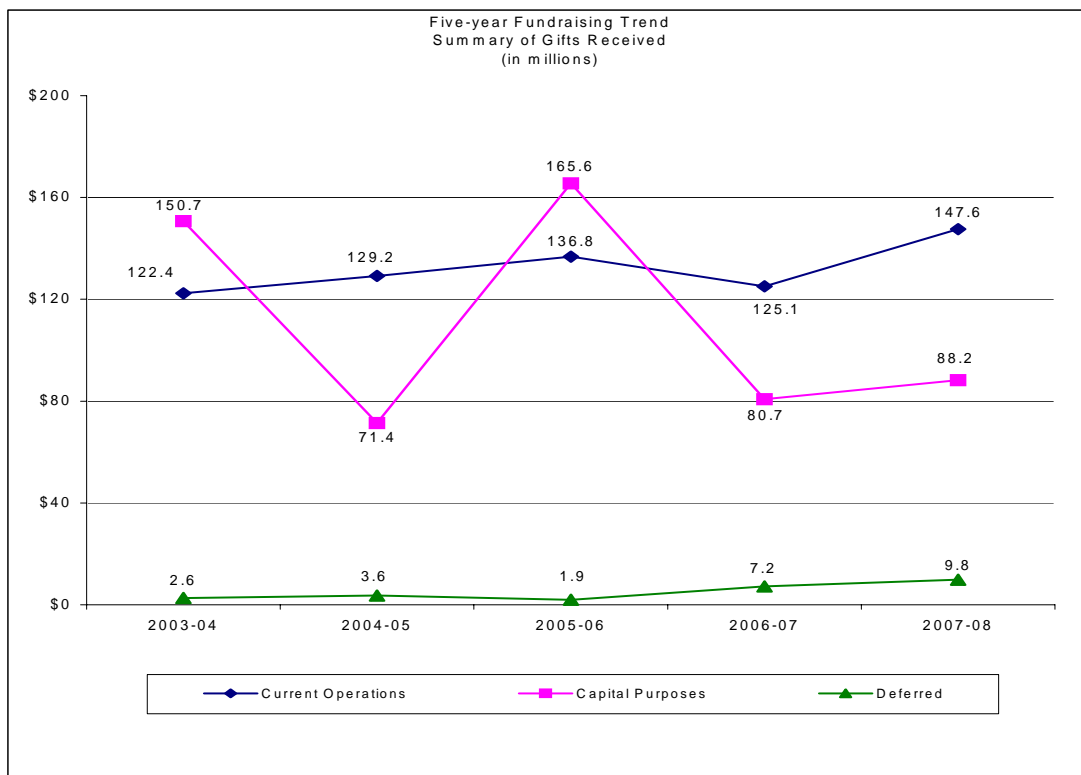
EXECUTIVE SUMMARY

The amounts reported in this survey include cash, property and gifts-in-kind received as private, charitable support during the fiscal year. Based on the survey completed by the colleges and universities for the 2007-08 fiscal year, total gifts received were \$245.6 million, an increase of \$32.5 million compared to the previous year. This result is primarily driven by increases reported by the State-operated campuses and community colleges of \$22.4 million and \$10.1 million, respectively.

Outright gifts for current operations were \$147.6 million, outright gifts for capital purposes, including endowed gifts, totaled \$88.2 million, and deferred gifts were \$9.8 million. A summary of gifts compared to the previous fiscal year are shown below:

<i>Summary of Gifts:</i>	2007-08	2006-07	\$ Change
	(in thousands)		
<i>Current Operations</i>	\$ 147,619	125,120	22,499
<i>Capital Purposes</i>	88,183	80,712	7,471
<i>Deferred Gifts</i>	<u>9,766</u>	<u>7,234</u>	<u>2,532</u>
<i>Total</i>	\$ <u>245,568</u>	<u>213,066</u>	<u>32,502</u>

The five-year trend of gifts received by the State University is shown in the chart below. Outright gifts for current operations received in 2007-08 increased \$22.5 million, or 18 percent, compared to the prior year and \$15.4 million to the five-year average. Capital gifts increased \$7.5 million, or 9.3 percent, in 2007-08 compared to the prior year, but decreased \$23.1 million to the five-year average. Deferred gifts increased \$2.5 million in 2007-08 compared to the prior year and \$4.7 million to the five-year average.



FUNDRAISING SURVEY REPORT

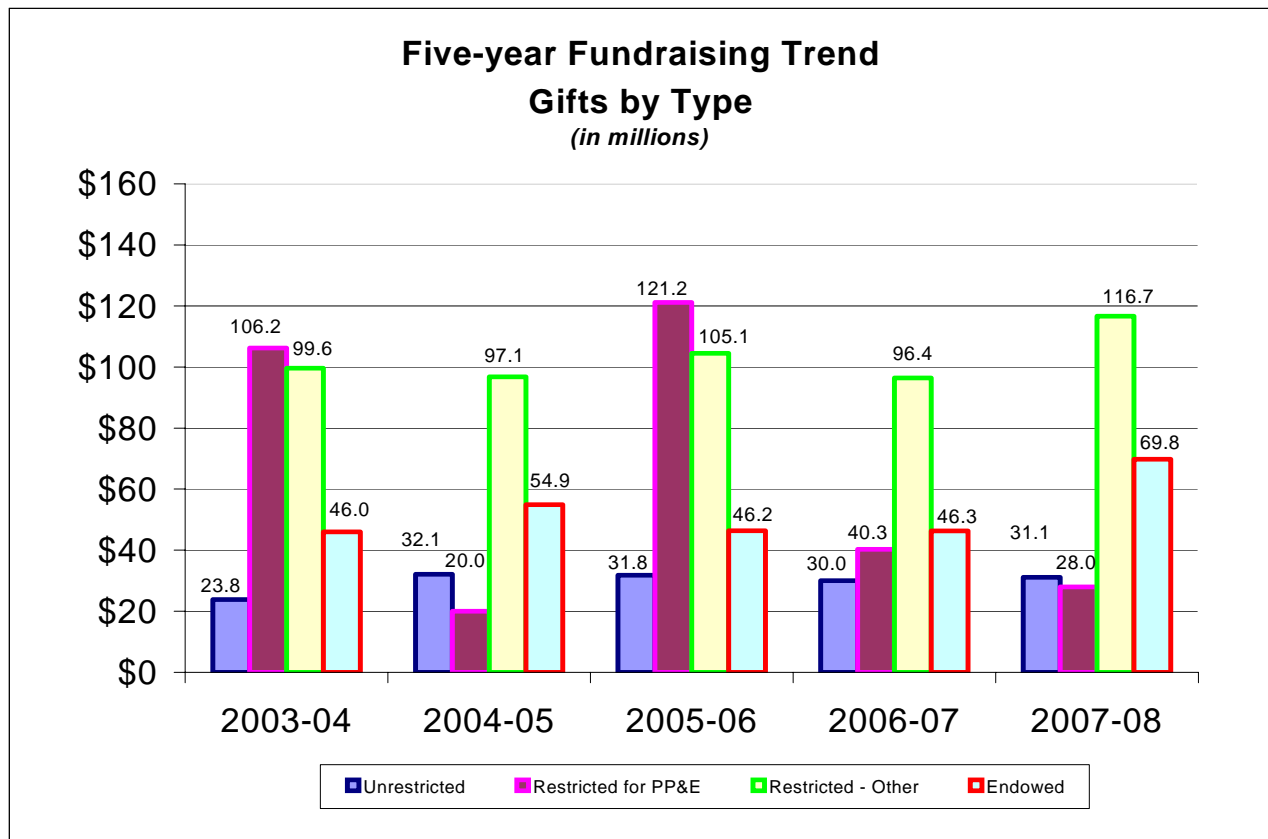
For the 2007-08 Fiscal Year

EXECUTIVE SUMMARY, cont.

A summary of gifts by type compared to the previous fiscal year are shown in the table below. For 2007-08, 59 percent of the gifts received have restrictions on their use, 28 percent are endowed gifts – i.e., income producing gifts to be held in perpetuity, and approximately 13 percent are unrestricted. Compared to the previous fiscal year, gifts restricted for PP&E decreased 31 percent, gifts restricted for other purposes and endowed gifts increased by 21 percent and 51 percent, respectively, while unrestricted gifts were relatively flat.

<i>Types of Gifts</i>	2007-08	2006-07	\$ Change
	(in thousands)		
<i>Unrestricted</i>	\$ 31,083	30,022	1,061
<i>Restricted for PP&E</i>	28,049	40,338	(12,289)
<i>Restricted - Other</i>	116,648	96,376	20,272
<i>Endowed</i>	<u>69,788</u>	<u>46,330</u>	<u>23,458</u>
<i>Total</i>	\$ <u>245,568</u>	<u>213,066</u>	<u>32,502</u>

Unrestricted gifts increased \$1.1 million, or 3.5 percent, from the previous year and \$1.3 million compared to the five-year average. Gifts restricted for PP&E decreased \$12.3 million over the previous year and were \$35.1 million lower than the five-year average. Gifts restricted for other purposes, totaling \$116.7 million, increased \$20.3 million compared to 2006-07 and \$13.7 million to the five-year average. In 2007-08, endowed gifts of \$69.8 million represent a \$23.4 million increase compared to the previous year and \$17.1 million higher than the five-year average. A summary of the five-year trend of gifts received by type follows:



FUNDRAISING SURVEY REPORT

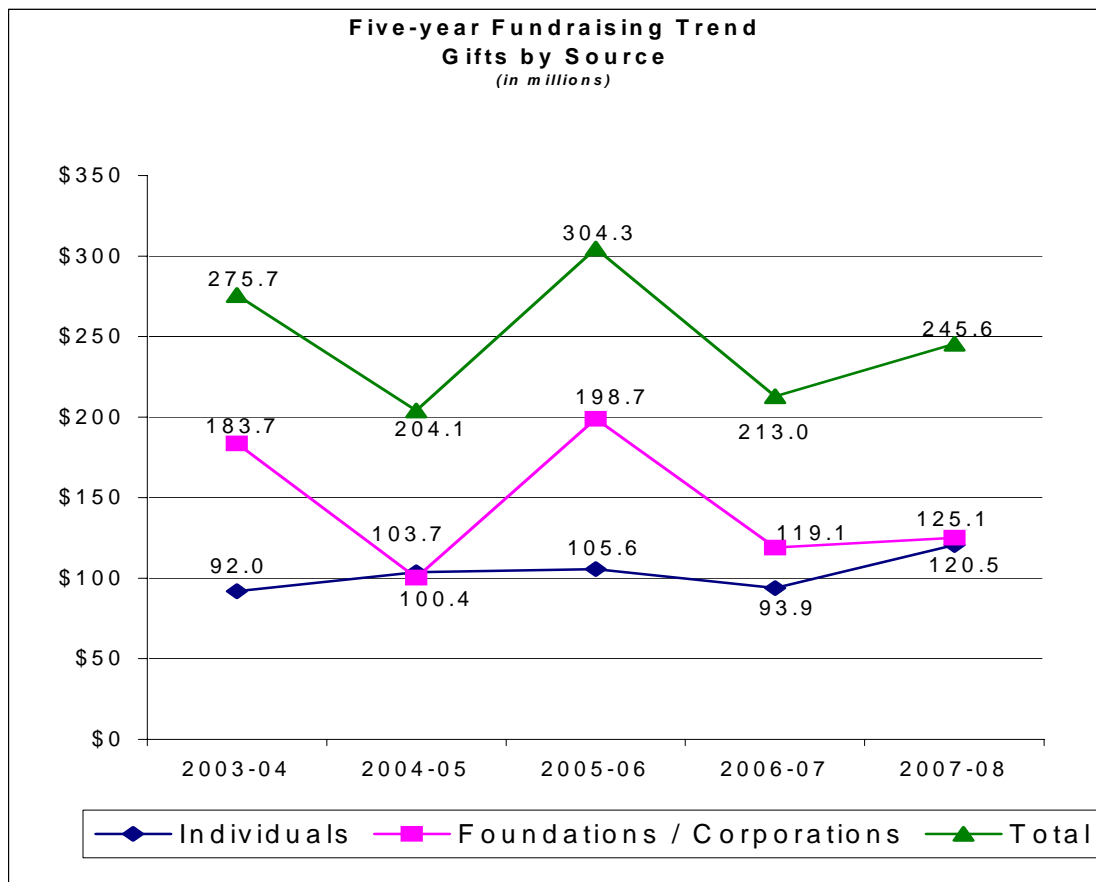
For the 2007-08 Fiscal Year

EXECUTIVE SUMMARY, cont.

Gifts received from individuals (including alumni, parents, and others) constitute approximately 49 percent of all gift giving, while corporation and foundation giving represent 51 percent of the total. Overall, gifts received from corporations and foundations in 2007-08 totaled \$125.1 million, an increase of \$5.9 million compared to 2006-07. Individual gift giving increased from \$93.9 million in 2006-07 to \$120.5 million in 2007-08.

<i>Source of Gifts:</i>		2007-08	2006-07	\$ Change
		(in thousands)		
<i>Individuals</i>	\$	120,482	93,901	26,581
<i>Foundations/Corporations</i>		<u>125,086</u>	<u>119,165</u>	<u>5,921</u>
<i>Total</i>	\$	<u>245,568</u>	<u>213,066</u>	<u>32,502</u>

Corporate and foundation gifts received in 2007-08 increased \$5.9 million, but decreased \$20.3 million, or 14 percent, compared to the five-year average. Gifts from individuals received in 2007-08 were \$26.6 million higher, or 28.3 percent, compared to the previous year and an increase of \$17.3 million compared to the average over the last five years. The five-year fundraising trend for the State University by individuals and corporations and foundations is reflected in the chart below:



FUNDRAISING SURVEY REPORT

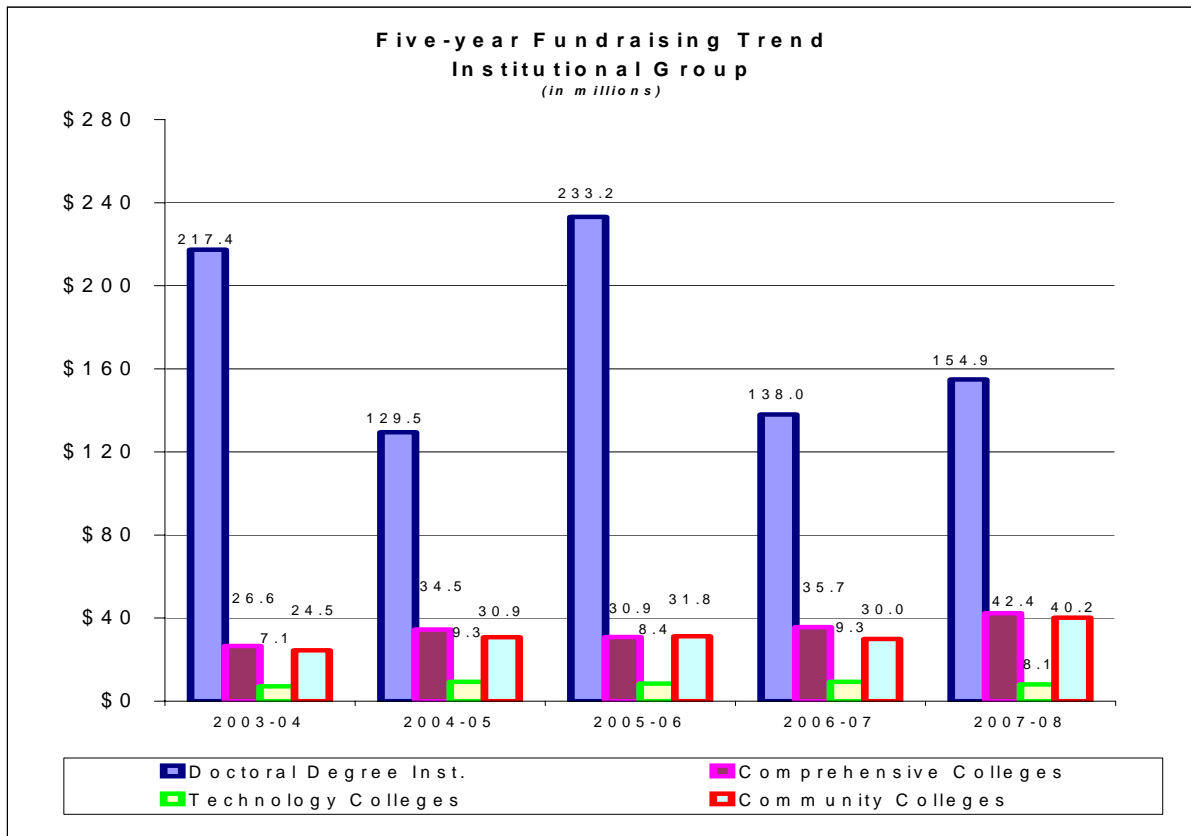
For the 2007-08 Fiscal Year

EXECUTIVE SUMMARY, cont.

Doctoral degree granting institutions gifts increased \$16.9 million, or 12.3 percent, comprehensive colleges increased \$6.7 million, or 18.7 percent, and community colleges experienced an increase of \$10.1 million, or 33.7 percent, compared to last year. Technology colleges declined by \$1.2 million, or 13.4 percent compared to the previous year. A comparison of gifts received by institutional grouping is shown below:

<i>Total Gifts by Institutional Group:</i>		2007-08	2006-07	\$ Change
		(in thousands)		
<i>Doctoral Degree Granting Institutions</i>	\$	154,939	137,996	16,943
<i>Comprehensive Colleges</i>		42,401	35,714	6,687
<i>Technology Colleges</i>		8,075	9,323	(1,248)
<i>Community Colleges</i>		<u>40,153</u>	<u>30,033</u>	<u>10,120</u>
<i>Total</i>	\$	<u>245,568</u>	<u>213,066</u>	<u>32,502</u>

The five-year fundraising trend by institutional grouping is shown in the graph below. Gifts received in 2007-08 by doctoral degree granting institutions were \$19.7 million lower than the five-year average for that group. Gifts reported by comprehensive colleges in 2007-08 were \$8.4 million higher compared to the five-year average, while gifts reported by technology colleges slightly declined 4.4 percent from the five-year average. Community colleges reported an increase of \$8.7 million, or 27.5 percent, compared to their five-year group average.



FUNDRAISING SURVEY REPORT
Summary of Gifts Received
State-Operated Campuses and Statutory Colleges
For the 2007-08 Fiscal Year (with comparative totals for 2006-07)

Summary of Gifts Received:

	<u>INDIVIDUALS</u>	<u>FOUNDATIONS / CORPORATIONS</u>	<u>2007-08 TOTAL</u>	<u>2006-07 TOTAL</u>
Outright Gifts:				
For Current Operations:				
Unrestricted	\$ 17,635,133	5,637,784	23,272,917	20,807,478
Restricted	<u>28,719,936</u>	<u>67,499,545</u>	<u>96,219,481</u>	<u>84,357,353</u>
Total Current Operations	<u>46,355,069</u>	<u>73,137,329</u>	<u>119,492,398</u>	<u>105,164,831</u>
For Capital Purposes:				
Property, plant & equip	7,357,168	15,881,917	23,239,085	35,635,127
Endowed Unrestricted	825,895	153,554	979,449	884,893
Endowed Restricted	38,105,381	13,925,787	52,031,168	33,495,942
Loan Funds	<u>16,565</u>	<u>-</u>	<u>16,565</u>	<u>1,023,035</u>
Total for Capital Purposes	<u>46,305,009</u>	<u>29,961,258</u>	<u>76,266,267</u>	<u>71,038,997</u>
Total All Outright Gifts	<u>92,660,078</u>	<u>103,098,587</u>	<u>195,758,665</u>	<u>176,203,828</u>
Deferred Giving:				
Present Value of Deferred Gifts:				
Endowed Unrestricted	5,179,786	-	5,179,786	2,437,670
Endowed Restricted	4,393,448	-	4,393,448	4,360,918
Other Purposes	<u>83,002</u>	<u>-</u>	<u>83,002</u>	<u>31,226</u>
Total Deferred Gifts	<u>9,656,236</u>	<u>-</u>	<u>9,656,236</u>	<u>6,829,814</u>
Grand Total By Source	\$ <u>102,316,314</u>	<u>103,098,587</u>	<u>205,414,901</u>	<u>183,033,642</u>
Total Unrestricted	<u>17,635,133</u>	<u>5,637,784</u>	<u>23,272,917</u>	<u>20,807,478</u>
Total Restricted - PP&E	<u>7,357,168</u>	<u>15,881,917</u>	<u>23,239,085</u>	<u>35,635,127</u>
Total Restricted - Other	<u>28,819,503</u>	<u>67,499,545</u>	<u>96,319,048</u>	<u>85,411,614</u>
Total Endowed	<u>48,504,510</u>	<u>14,079,341</u>	<u>62,583,851</u>	<u>41,179,423</u>
Grand Total By Type	\$ <u>102,316,314</u>	<u>103,098,587</u>	<u>205,414,901</u>	<u>183,033,642</u>

FUNDRAISING SURVEY REPORT

Summary of Gifts Received

Community Colleges

For the 2007-08 Fiscal Year (with comparative totals for 2006-07)

Summary of Gifts Received:

	<u>INDIVIDUALS</u>	<u>FOUNDATIONS / CORPORATIONS</u>	<u>2007-08 TOTAL</u>	<u>2006-07 TOTAL</u>
Outright Gifts:				
For Current Operations:				
Unrestricted	\$ 3,947,974	3,862,184	7,810,158	9,214,220
Restricted	<u>9,930,546</u>	<u>10,385,544</u>	<u>20,316,090</u>	<u>10,740,715</u>
Total Current Operations	<u>13,878,520</u>	<u>14,247,728</u>	<u>28,126,248</u>	<u>19,954,935</u>
For Capital Purposes:				
Property, plant & equip	1,034,027	3,775,581	4,809,608	4,703,162
Endowed Unrestricted	40,628	3,275	43,903	36,095
Endowed Restricted	3,102,805	3,948,035	7,050,840	4,929,760
Loan Funds	<u>-</u>	<u>12,856</u>	<u>12,856</u>	<u>4,000</u>
Total for Capital Purposes	<u>4,177,460</u>	<u>7,739,747</u>	<u>11,917,207</u>	<u>9,673,017</u>
Total All Outright Gifts	<u>18,055,980</u>	<u>21,987,475</u>	<u>40,043,455</u>	<u>29,627,952</u>
Deferred Giving:				
Present Value of Deferred Gifts:				
Endowed Unrestricted	-	-	-	67,330
Endowed Restricted	109,713	-	109,713	118,020
Other Purposes	<u>-</u>	<u>-</u>	<u>-</u>	<u>219,398</u>
Total Deferred Gifts	<u>109,713</u>	<u>-</u>	<u>109,713</u>	<u>404,748</u>
Grand Total By Source	\$ <u>18,165,693</u>	<u>21,987,475</u>	<u>40,153,168</u>	<u>30,032,700</u>
Total Unrestricted	<u>3,947,974</u>	<u>3,862,184</u>	<u>7,810,158</u>	<u>9,214,220</u>
Total Restricted - PP&E	<u>1,034,027</u>	<u>3,775,581</u>	<u>4,809,608</u>	<u>4,703,162</u>
Total Restricted - Other	<u>9,930,546</u>	<u>10,398,400</u>	<u>20,328,946</u>	<u>10,964,113</u>
Total Endowed	<u>3,253,146</u>	<u>3,951,310</u>	<u>7,204,456</u>	<u>5,151,205</u>
Grand Total By Type	\$ <u>18,165,693</u>	<u>21,987,475</u>	<u>40,153,168</u>	<u>30,032,700</u>

FUNDRAISING SURVEY REPORT

Summary of Gifts Received

Total - All Campuses

For the 2007-08 Fiscal Year (with comparative totals for 2006-07)

Summary of Gifts Received:

	<u>INDIVIDUALS</u>	<u>FOUNDATIONS / CORPORATIONS</u>	<u>2007-08 TOTAL</u>	<u>2006-07 TOTAL</u>
Outright Gifts:				
For Current Operations:				
Unrestricted	\$ 21,583,107	9,499,968	31,083,075	30,021,698
Restricted	<u>38,650,482</u>	<u>77,885,089</u>	<u>116,535,571</u>	<u>95,098,068</u>
Total Current Operations	<u>60,233,589</u>	<u>87,385,057</u>	<u>147,618,646</u>	<u>125,119,766</u>
For Capital Purposes:				
Property, plant & equip	8,391,195	19,657,498	28,048,693	40,338,289
Endowed Unrestricted	866,523	156,829	1,023,352	920,988
Endowed Restricted	41,208,186	17,873,822	59,082,008	38,425,702
Loan Funds	<u>16,565</u>	<u>12,856</u>	<u>29,421</u>	<u>1,027,035</u>
Total for Capital Purposes	<u>50,482,469</u>	<u>37,701,005</u>	<u>88,183,474</u>	<u>80,712,014</u>
Total All Outright Gifts	<u>110,716,058</u>	<u>125,086,062</u>	<u>235,802,120</u>	<u>205,831,780</u>
Deferred Giving:				
Present Value of Deferred Gifts:				
Endowed Unrestricted	5,179,786	-	5,179,786	2,505,000
Endowed Restricted	4,503,161	-	4,503,161	4,478,938
Other Purposes	<u>83,002</u>	<u>-</u>	<u>83,002</u>	<u>250,624</u>
Total Deferred Gifts	<u>9,765,949</u>	<u>-</u>	<u>9,765,949</u>	<u>7,234,562</u>
Grand Total By Source	\$ <u>120,482,007</u>	<u>125,086,062</u>	<u>245,568,069</u>	<u>213,066,342</u>
Total Unrestricted	<u>21,583,107</u>	<u>9,499,968</u>	<u>31,083,075</u>	<u>30,021,698</u>
Total Restricted - PP&E	<u>8,391,195</u>	<u>19,657,498</u>	<u>28,048,693</u>	<u>40,338,289</u>
Total Restricted - Other	<u>38,750,049</u>	<u>77,897,945</u>	<u>116,647,994</u>	<u>96,375,727</u>
Total Endowed	<u>51,757,656</u>	<u>18,030,651</u>	<u>69,788,307</u>	<u>46,330,628</u>
Grand Total By Type	\$ <u>120,482,007</u>	<u>125,086,062</u>	<u>245,568,069</u>	<u>213,066,342</u>

FUNDRAISING SURVEY REPORT
Summary of Gifts by Type
State-Operated Campuses and Statutory Colleges
For the 2007-08 Fiscal Year

<u>CAMPUS</u>	<u>UNRESTRICTED</u>	<u>RESTRICTED FOR PROPERTY, PLANT & EQUIP.</u>	<u>RESTRICTED OTHER *</u>	<u>ENDOWMENT</u>	<u>TOTAL</u>
Cornell Statutory	\$ 11,007,463	152,462	24,755,035	21,985,173	57,900,133
University at Buffalo	145,331	4,939,830	18,608,419	10,469,548	34,163,128
Stony Brook	346,495	23,000	16,743,019	5,882,613	22,995,127
Binghamton	739,034	5,281,772	4,669,405	1,555,404	12,245,615
Albany	1,090,811	4,939,393	3,938,379	1,163,782	11,132,365
Syracuse	522,141	2,672,111	4,395,884	1,715,088	9,305,224
Purchase	324,600	669,700	4,516,221	2,903,100	8,413,621
Buffalo College	970,795	2,385,927	1,267,750	3,538,560	8,163,032
Oswego	660,019	601,218	1,881,193	583,840	3,726,270
Potsdam	398,034	22,282	1,262,331	1,913,734	3,596,381
Brooklyn	105,818	-	3,087,952	106,300	3,300,070
Geneseo	548,907	-	766,086	1,404,300	2,719,293
Plattsburgh	650,575	230,074	321,013	1,464,157	2,665,819
Fredonia	451,784	-	780,277	1,101,697	2,333,758
Morrisville	354,331	-	1,817,367	139,541	2,311,239
Oneonta	404,539	-	250,120	1,600,303	2,254,962
New Paltz	326,434	542,802	595,560	658,719	2,123,515
Brockport	355,773	-	1,437,856	298,709	2,092,338
Cortland	464,119	255,303	384,169	922,479	2,026,070
Forestry	515,564	-	561,608	735,074	1,812,246
Canton	687,034	49,277	597,553	366,822	1,700,686
Empire State	423,617	-	406,814	465,103	1,295,534
Alfred Ceramics	-	22	152,931	1,100,531	1,253,484
Maritime	24,125	96,808	643,186	248,873	1,012,992
Farmingdale	498,613	-	372,463	-	871,076
Optometry	308,412	-	522,562	-	830,974
Delhi	252,802	-	411,881	51,809	716,492
Cobleskill	176,028	8,100	293,827	167,327	645,282
Old Westbury	152,183	76,156	390,146	-	618,485
Alfred State	141,004	42,848	374,404	41,265	599,521
Levin Institute	122,159	250,000	-	-	372,159
Technology	104,373	-	113,637	-	218,010
TOTAL	\$ 23,272,917	23,239,085	96,319,048	62,583,851	205,414,901

* Primarily restricted for current operations

FUNDRAISING SURVEY REPORT

Summary of Gifts by Type Community Colleges For the 2007-08 Fiscal Year

<u>CAMPUS</u>	<u>UNRESTRICTED</u>	<u>RESTRICTED FOR PROPERTY, PLANT & EQUIP.</u>	<u>RESTRICTED OTHER *</u>	<u>ENDOWMENT</u>	<u>TOTAL</u>
Fashion Institute of Technology	\$ 1,232,361	-	3,197,990	1,603,611	6,033,962
Suffolk County	1,310,086	-	4,549,028	-	5,859,114
Monroe	952,138	2,058,822	1,698,843	924,472	5,634,275
Westchester	564,198	837,108	2,300,149	853,599	4,555,054
Tompkins Cortland	43,708	1,600	2,120,688	-	2,165,996
Jamestown	70,373	390,983	207,111	1,281,575	1,950,042
Cayuga County	387,357	22,668	958,652	92,905	1,461,582
Dutchess	475,209	245,965	538,286	151,753	1,411,213
Onondaga	77,536	90,000	306,440	681,280	1,155,256
Hudson Valley	216,317	-	725,575	98,088	1,039,980
Broome	191,396	26,698	631,218	130,047	979,359
Corning	81,443	524,252	211,992	144,264	961,951
Clinton	35,336	10,000	483,592	254,750	783,678
Erie	124,915	-	593,637	7,012	725,564
Jefferson	147,409	260	85,681	440,109	673,459
Schenectady County	175,861	149,970	133,364	154,003	613,198
Niagara County	409,003	12,126	176,888	-	598,017
Genesee	242,003	143,828	103,154	89,545	578,530
Orange County	155,925	-	327,214	-	483,139
Adirondack	137,495	181,488	71,746	-	390,729
Rockland	106,554	-	144,327	93,114	343,995
Fulton Montgomery	83,249	33,053	126,784	95,720	338,806
Nassau	139,246	-	182,225	-	321,471
Ulster County	123,286	11,948	149,907	-	285,141
Finger Lakes	18,091	30,906	173,135	27,007	249,139
Herkimer County	51,493	13,333	22,575	81,602	169,003
Sullivan County	1,389	24,600	108,745	-	134,734
North Country	131,028	-	-	-	131,028
Columbia-Greene	125,753	-	-	-	125,753
Mohawk Valley ¹	-	-	-	-	-
TOTAL	\$ 7,810,158	4,809,608	20,328,946	7,204,456	40,153,168

* Primarily restricted for current operations

¹ Did not report.

FUNDRAISING SURVEY REPORT
Summary of Gifts by Source
State-Operated Campuses and Statutory Colleges
For the 2007-08 Fiscal Year

**OUTRIGHT GIFTS RECEIVED
AND DEFERRED GIFTS ESTABLISHED**

<u>CAMPUS</u>	<u>INDIVIDUALS</u>	<u>FOUNDATIONS / CORPORATIONS</u>	<u>TOTAL</u>
Cornell Statutory	\$ 35,157,411	22,742,722	57,900,133
University at Buffalo	17,466,043	16,697,085	34,163,128
Stony Brook	5,787,829	17,207,298	22,995,127
Binghamton	3,070,514	9,175,101	12,245,615
Albany	2,701,889	8,430,476	11,132,365
Syracuse	3,962,130	5,343,094	9,305,224
Purchase	4,347,100	4,066,521	8,413,621
Buffalo College	3,906,488	4,256,544	8,163,032
Oswego	2,586,077	1,140,193	3,726,270
Potsdam	2,720,784	875,597	3,596,381
Brooklyn	1,310,493	1,989,577	3,300,070
Geneseo	2,289,137	430,156	2,719,293
Plattsburgh	2,102,521	563,298	2,665,819
Fredonia	1,494,033	839,725	2,333,758
Morrisville	1,907,549	403,690	2,311,239
Oneonta	1,490,387	764,575	2,254,962
New Paltz	1,019,858	1,103,657	2,123,515
Brockport	1,093,056	999,282	2,092,338
Cortland	1,475,163	550,907	2,026,070
Forestry	1,266,519	545,727	1,812,246
Canton	1,111,963	588,723	1,700,686
Empire State	579,933	715,601	1,295,534
Alfred Ceramics	1,154,495	98,989	1,253,484
Maritime	531,242	481,750	1,012,992
Farmingdale	168,342	702,734	871,076
Optometry	302,551	528,423	830,974
Delhi	299,204	417,288	716,492
Cobleskill	330,790	314,492	645,282
Old Westbury	176,639	441,846	618,485
Alfred State	291,376	308,145	599,521
Levin Institute	122,159	250,000	372,159
Technology	92,639	125,371	218,010
TOTAL	\$ 102,316,314	103,098,587	205,414,901

FUNDRAISING SURVEY REPORT

Summary of Gifts by Source

Community Colleges

For the 2007-08 Fiscal Year

OUTRIGHT GIFTS RECEIVED AND DEFERRED GIFTS ESTABLISHED

<u>CAMPUS</u>	<u>INDIVIDUALS</u>	<u>FOUNDATIONS / CORPORATIONS</u>	<u>TOTAL</u>
Fashion Institute of Technology	\$ 1,756,213	4,277,749	6,033,962
Suffolk County	5,209,804	649,310	5,859,114
Monroe	1,358,598	4,275,677	5,634,275
Westchester	1,178,763	3,376,291	4,555,054
Tompkins Cortland	2,071,448	94,548	2,165,996
Jamestown	1,191,193	758,849	1,950,042
Cayuga County	455,917	1,005,665	1,461,582
Dutchess	773,494	637,719	1,411,213
Onondaga	310,320	844,936	1,155,256
Hudson Valley	178,251	861,729	1,039,980
Broome	359,796	619,563	979,359
Corning	290,086	671,865	961,951
Clinton	468,679	314,999	783,678
Erie	78,618	646,946	725,564
Jefferson	476,574	196,885	673,459
Schenectady County	199,079	414,119	613,198
Niagara County	126,873	471,144	598,017
Genesee	264,131	314,399	578,530
Orange County	211,552	271,587	483,139
Adirondack	228,292	162,437	390,729
Rockland	185,838	158,157	343,995
Fulton Montgomery	136,293	202,513	338,806
Nassau	170,813	150,658	321,471
Ulster County	165,813	119,328	285,141
Finger Lakes	144,197	104,942	249,139
Herkimer County	73,730	95,273	169,003
Sullivan County	60,464	74,270	134,734
North Country	15,878	115,150	131,028
Columbia-Greene	24,986	100,767	125,753
Mohawk Valley	-	-	-
TOTAL	\$ 18,165,693	21,987,475	40,153,168

FUNDRAISING SURVEY REPORT
Comparison of Total Gifts By Campus
State-Operated Campuses and Statutory Colleges
For the 2007-08 Fiscal Year

<u>CAMPUS</u>		<u>TOTAL</u> <u>2007-08</u>	<u>TOTAL</u> <u>2006-07</u>	<u>INCREASE /</u> <u>(DECREASE)</u>	<u>PERCENTAGE</u> <u>CHANGE</u>
Cornell Statutory	\$	57,900,133	29,572,154	28,327,979	95.79%
University at Buffalo		34,163,128	26,898,684	7,264,444	27.01%
Stony Brook		22,995,127	25,223,514	(2,228,387)	(8.83%)
Binghamton		12,245,615	7,080,313	5,165,302	72.95%
Albany		11,132,365	33,554,122	(22,421,757)	(66.82%)
Syracuse		9,305,224	9,157,246	147,978	1.62%
Purchase		8,413,621	7,113,941	1,299,680	18.27%
Buffalo College		8,163,032	5,388,180	2,774,852	51.50%
Oswego		3,726,270	3,920,593	(194,323)	(4.96%)
Potsdam		3,596,381	3,288,918	307,463	9.35%
Brooklyn		3,300,070	3,261,946	38,124	1.17%
Geneseo		2,719,293	1,739,230	980,063	56.35%
Plattsburgh		2,665,819	1,735,404	930,415	53.61%
Fredonia		2,333,758	1,731,630	602,128	34.77%
Morrisville		2,311,239	1,955,416	355,823	18.20%
Oneonta		2,254,962	2,988,019	(733,057)	(24.53%)
New Paltz		2,123,515	1,519,204	604,311	39.78%
Brockport		2,092,338	1,898,745	193,593	10.20%
Cortland		2,026,070	1,580,385	445,685	28.20%
Forestry		1,812,246	1,694,355	117,891	6.96%
Canton		1,700,686	2,888,542	(1,187,856)	(41.12%)
Empire State		1,295,534	1,730,685	(435,151)	(25.14%)
Alfred Ceramics		1,253,484	626,929	626,555	99.94%
Maritime		1,012,992	1,119,283	(106,291)	(9.50%)
Farmingdale		871,076	832,802	38,274	4.60%
Optometry		830,974	926,965	(95,991)	(10.36%)
Delhi		716,492	1,112,707	(396,215)	(35.61%)
Cobleskill		645,282	527,851	117,431	22.25%
Old Westbury		618,485	716,714	(98,229)	(13.71%)
Alfred State		599,521	600,247	(726)	(0.12%)
Levin Institute		372,159	362,575	9,584	2.64%
Technology		218,010	286,343	(68,333)	(23.86%)
TOTAL	\$	<u>205,414,901</u>	<u>183,033,642</u>	<u>22,381,259</u>	<u>12.23%</u>

FUNDRAISING SURVEY REPORT
Comparison of Gifts By Individuals
State-Operated Campuses and Statutory Colleges
For the 2007-08 Fiscal Year

<u>CAMPUS</u>		<u>TOTAL</u> <u>2007-08</u>	<u>TOTAL</u> <u>2006-07</u>	<u>INCREASE /</u> <u>(DECREASE)</u>	<u>PERCENTAGE</u> <u>CHANGE</u>
Cornell Statutory	\$	35,157,411	20,212,680	14,944,731	73.94%
University at Buffalo		17,466,043	13,807,980	3,658,063	26.49%
Stony Brook		5,787,829	6,951,418	(1,163,589)	(16.74%)
Purchase		4,347,100	3,495,716	851,384	24.36%
Syracuse		3,962,130	4,225,197	(263,067)	(6.23%)
Buffalo College		3,906,488	2,198,079	1,708,409	77.72%
Binghamton		3,070,514	3,542,686	(472,172)	(13.33%)
Potsdam		2,720,784	2,457,367	263,417	10.72%
Albany		2,701,889	4,130,831	(1,428,942)	(34.59%)
Oswego		2,586,077	2,734,444	(148,367)	(5.43%)
Geneseo		2,289,137	1,300,414	988,723	76.03%
Plattsburgh		2,102,521	1,202,057	900,464	74.91%
Morrisville		1,907,549	1,661,754	245,795	14.79%
Fredonia		1,494,033	759,075	734,958	96.82%
Oneonta		1,490,387	1,687,891	(197,504)	(11.70%)
Cortland		1,475,163	1,362,336	112,827	8.28%
Brooklyn		1,310,493	712,386	598,107	83.96%
Forestry		1,266,519	1,217,307	49,212	4.04%
Alfred Ceramics		1,154,495	355,638	798,857	224.63%
Canton		1,111,963	2,608,396	(1,496,433)	(57.37%)
Brockport		1,093,056	869,615	223,441	25.69%
New Paltz		1,019,858	887,632	132,226	14.90%
Empire State		579,933	522,198	57,735	11.06%
Maritime		531,242	981,083	(449,841)	(45.85%)
Cobleskill		330,790	231,653	99,137	42.80%
Optometry		302,551	549,740	(247,189)	(44.96%)
Delhi		299,204	223,158	76,046	34.08%
Alfred State		291,376	338,325	(46,949)	(13.88%)
Old Westbury		176,639	181,654	(5,015)	(2.76%)
Farmingdale		168,342	113,890	54,452	47.81%
Levin Institute		122,159	362,575	(240,416)	(66.31%)
Technology		92,639	114,382	(21,743)	(19.01%)
TOTAL	\$	<u>102,316,314</u>	<u>81,999,557</u>	<u>20,316,757</u>	<u>24.78%</u>

FUNDRAISING SURVEY REPORT
Comparison of Gifts By Foundations/Corporations
State-Operated Campuses and Statutory Colleges
For the 2007-08 Fiscal Year

<u>CAMPUS</u>		<u>TOTAL</u> <u>2007-08</u>	<u>TOTAL</u> <u>2006-07</u>	<u>INCREASE /</u> <u>(DECREASE)</u>	<u>PERCENTAGE</u> <u>CHANGE</u>
Cornell Statutory	\$	22,742,722	9,359,474	13,383,248	142.99%
Stony Brook		17,207,298	18,272,096	(1,064,798)	(5.83%)
University at Buffalo		16,697,085	13,090,704	3,606,381	27.55%
Binghamton		9,175,101	3,537,627	5,637,474	159.36%
Albany		8,430,476	29,423,291	(20,992,815)	(71.35%)
Syracuse		5,343,094	4,932,049	411,045	8.33%
Buffalo College		4,256,544	3,190,101	1,066,443	33.43%
Purchase		4,066,521	3,618,225	448,296	12.39%
Brooklyn		1,989,577	2,549,560	(559,983)	(21.96%)
Oswego		1,140,193	1,186,149	(45,956)	(3.87%)
New Paltz		1,103,657	631,572	472,085	74.75%
Brockport		999,282	1,029,130	(29,848)	(2.90%)
Potsdam		875,597	831,551	44,046	5.30%
Fredonia		839,725	972,555	(132,830)	(13.66%)
Oneonta		764,575	1,300,128	(535,553)	(41.19%)
Empire State		715,601	1,208,487	(492,886)	(40.79%)
Farmingdale		702,734	718,912	(16,178)	(2.25%)
Canton		588,723	280,146	308,577	110.15%
Plattsburgh		563,298	533,347	29,951	5.62%
Cortland		550,907	218,049	332,858	152.65%
Forestry		545,727	477,048	68,679	14.40%
Optometry		528,423	377,225	151,198	40.08%
Maritime		481,750	138,200	343,550	248.59%
Old Westbury		441,846	535,060	(93,214)	(17.42%)
Geneseo		430,156	438,816	(8,660)	(1.97%)
Delhi		417,288	889,549	(472,261)	(53.09%)
Morrisville		403,690	293,662	110,028	37.47%
Cobleskill		314,492	296,198	18,294	6.18%
Alfred State		308,145	261,922	46,223	17.65%
Levin Institute		250,000	-	250,000	-
Technology		125,371	171,961	(46,590)	(27.09%)
Alfred Ceramics		98,989	271,291	(172,302)	(63.51%)
TOTAL	\$	<u>103,098,587</u>	<u>101,034,085</u>	<u>2,064,502</u>	<u>2.04%</u>

FUNDRAISING SURVEY REPORT
Comparison of Total Gifts By Campus
Community Colleges
For the 2007-08 Fiscal Year

<u>CAMPUS</u>		<u>TOTAL</u> <u>2007-08</u>	<u>TOTAL</u> <u>2006-07</u>	<u>INCREASE /</u> <u>(DECREASE)</u>	<u>PERCENTAGE</u> <u>CHANGE</u>
Fashion Institute of Technology	\$	6,033,962	4,717,645	1,316,317	27.90%
Suffolk County		5,859,114	874,394	4,984,720	570.08%
Monroe		5,634,275	3,841,086	1,793,189	46.68%
Westchester		4,555,054	4,353,143	201,911	4.64%
Tompkins Cortland		2,165,996	264,331	1,901,665	719.43%
Jamestown		1,950,042	889,935	1,060,107	119.12%
Cayuga County		1,461,582	1,056,194	405,388	38.38%
Dutchess		1,411,213	1,064,366	346,847	32.59%
Onondaga		1,155,256	590,554	564,702	95.62%
Hudson Valley		1,039,980	912,672	127,308	13.95%
Broome		979,359	1,267,808	(288,449)	(22.75%)
Corning		961,951	204,934	757,017	369.40%
Clinton		783,678	1,447,652	(663,974)	(45.87%)
Erie		725,564	862,542	(136,978)	(15.88%)
Jefferson		673,459	622,532	50,927	8.18%
Schenectady County		613,198	1,246,483	(633,285)	(50.81%)
Niagara County		598,017	702,754	(104,737)	(14.90%)
Genesee		578,530	544,210	34,320	6.31%
Orange County		483,139	278,323	204,816	73.59%
Adirondack		390,729	458,647	(67,918)	(14.81%)
Rockland		343,995	310,378	33,617	10.83%
Fulton Montgomery		338,806	362,651	(23,845)	(6.58%)
Nassau		321,471	703,077	(381,606)	(54.28%)
Ulster County		285,141	329,594	(44,453)	(13.49%)
Finger Lakes		249,139	242,910	6,229	2.56%
Herkimer County		169,003	209,230	(40,227)	(19.23%)
Sullivan County		134,734	227,465	(92,731)	(40.77%)
North Country		131,028	37,204	93,824	252.19%
Columbia-Greene		125,753	211,980	(86,227)	(40.68%)
Mohawk Valley		-	1,198,006	(1,198,006)	(100.00%)
TOTAL	\$	<u>40,153,168</u>	<u>30,032,700</u>	<u>10,120,468</u>	<u>33.70%</u>

FUNDRAISING SURVEY REPORT

Comparison of Gifts By Individuals

Community Colleges

For the 2007-08 Fiscal Year

<u>CAMPUS</u>		<u>TOTAL 2007-08</u>	<u>TOTAL 2006-07</u>	<u>INCREASE / (DECREASE)</u>	<u>PERCENTAGE CHANGE</u>
Suffolk County	\$	5,209,804	195,745	5,014,059	2561.53%
Tompkins Cortland		2,071,448	97,895	1,973,553	2015.99%
Fashion Institute of Technology		1,756,213	703,835	1,052,378	149.52%
Monroe		1,358,598	1,333,156	25,442	1.91%
Jamestown		1,191,193	302,773	888,420	293.43%
Westchester		1,178,763	2,841,873	(1,663,110)	(58.52%)
Dutchess		773,494	388,579	384,915	99.06%
Jefferson		476,574	490,925	(14,351)	(2.92%)
Clinton		468,679	299,846	168,833	56.31%
Cayuga County		455,917	209,080	246,837	118.06%
Broome		359,796	322,045	37,751	11.72%
Onondaga		310,320	180,611	129,709	71.82%
Corning		290,086	151,667	138,419	91.27%
Genesee		264,131	223,475	40,656	18.19%
Adirondack		228,292	332,570	(104,278)	(31.36%)
Orange County		211,552	89,675	121,877	135.91%
Schenectady County		199,079	798,663	(599,584)	(75.07%)
Rockland		185,838	109,460	76,378	69.78%
Hudson Valley		178,251	329,294	(151,043)	(45.87%)
Nassau		170,813	171,026	(213)	(0.12%)
Ulster County		165,813	202,938	(37,125)	(18.29%)
Finger Lakes		144,197	135,383	8,814	6.51%
Fulton Montgomery		136,293	243,113	(106,820)	(43.94%)
Niagara County		126,873	181,122	(54,249)	(29.95%)
Erie		78,618	198,289	(119,671)	(60.35%)
Herkimer County		73,730	59,245	14,485	24.45%
Sullivan County		60,464	97,203	(36,739)	(37.80%)
Columbia-Greene		24,986	28,200	(3,214)	(11.40%)
North Country		15,878	13,274	2,604	19.62%
Mohawk Valley		-	1,170,881	(1,170,881)	(100.00%)
TOTAL	\$	18,165,693	11,901,841	6,263,852	52.63%

FUNDRAISING SURVEY REPORT
Comparison of Gifts By Foundations/Corporations
Community Colleges
For the 2007-08 Fiscal Year

<u>CAMPUS</u>		<u>TOTAL</u> <u>2007-08</u>	<u>TOTAL</u> <u>2006-07</u>	<u>INCREASE /</u> <u>(DECREASE)</u>	<u>PERCENTAGE</u> <u>CHANGE</u>
Fashion Institute of Technology	\$	4,277,749	4,013,810	263,939	6.58%
Monroe		4,275,677	2,507,930	1,767,747	70.49%
Westchester		3,376,291	1,511,270	1,865,021	123.41%
Cayuga County		1,005,665	847,114	158,551	18.72%
Hudson Valley		861,729	583,378	278,351	47.71%
Onondaga		844,936	409,943	434,993	106.11%
Jamestown		758,849	587,162	171,687	29.24%
Corning		671,865	53,267	618,598	1161.32%
Suffolk County		649,310	678,649	(29,339)	(4.32%)
Erie		646,946	664,253	(17,307)	(2.61%)
Dutchess		637,719	675,787	(38,068)	(5.63%)
Broome		619,563	945,763	(326,200)	(34.49%)
Niagara County		471,144	521,632	(50,488)	(9.68%)
Schenectady County		414,119	447,820	(33,701)	(7.53%)
Clinton		314,999	1,147,806	(832,807)	(72.56%)
Genesee		314,399	320,735	(6,336)	(1.98%)
Orange County		271,587	188,648	82,939	43.96%
Fulton Montgomery		202,513	119,538	82,975	69.41%
Jefferson		196,885	131,607	65,278	49.60%
Adirondack		162,437	126,077	36,360	28.84%
Rockland		158,157	200,918	(42,761)	(21.28%)
Nassau		150,658	532,051	(381,393)	(71.68%)
Ulster County		119,328	126,656	(7,328)	(5.79%)
North Country		115,150	23,930	91,220	381.20%
Finger Lakes		104,942	107,527	(2,585)	(2.40%)
Columbia-Greene		100,767	183,780	(83,013)	(45.17%)
Herkimer County		95,273	149,985	(54,712)	(36.48%)
Tompkins Cortland		94,548	166,436	(71,888)	(43.19%)
Sullivan County		74,270	130,262	(55,992)	(42.98%)
Mohawk Valley		-	27,125	(27,125)	(100.00%)
TOTAL	\$	21,987,475	18,130,859	3,856,616	21.27%

FUNDRAISING SURVEY REPORT
Summary of Gifts By Campus
State-Operated Campuses and Statutory Colleges
For the 2007-08 Fiscal Year (with comparative totals for 2006-07)

<u>Albany</u>			<u>Foundations/ Corporations</u>	<u>2007-08 Total</u>	<u>2006-07 Total</u>
Unrestricted	\$	<u>741,649</u>	349,162	1,090,811	650,819
Restricted - PP&E		-	4,939,393	4,939,393	24,491,403
Restricted - Other		1,147,436	2,790,943	3,938,379	6,076,795
Endowment		<u>812,804</u>	<u>350,978</u>	<u>1,163,782</u>	<u>2,335,105</u>
Total	\$	<u>2,701,889</u>	<u>8,430,476</u>	<u>11,132,365</u>	<u>33,554,122</u>

<u>Alfred Ceramics</u>			<u>Foundations/ Corporations</u>	<u>2007-08 Total</u>	<u>2006-07 Total</u>
Unrestricted	\$	-	-	-	-
Restricted - PP&E		21	1	22	39
Restricted - Other		66,443	86,488	152,931	319,489
Endowment		<u>1,088,031</u>	<u>12,500</u>	<u>1,100,531</u>	<u>307,401</u>
Total	\$	<u>1,154,495</u>	<u>98,989</u>	<u>1,253,484</u>	<u>626,929</u>

<u>Alfred State</u>			<u>Foundations/ Corporations</u>	<u>2007-08 Total</u>	<u>2006-07 Total</u>
Unrestricted	\$	123,274	17,730	141,004	137,896
Restricted - PP&E		5,648	37,200	42,848	20,114
Restricted - Other		126,189	248,215	374,404	330,451
Endowment		<u>36,265</u>	<u>5,000</u>	<u>41,265</u>	<u>111,786</u>
Total	\$	<u>291,376</u>	<u>308,145</u>	<u>599,521</u>	<u>600,247</u>

<u>Binghamton</u>			<u>Foundations/ Corporations</u>	<u>2007-08 Total</u>	<u>2006-07 Total</u>
Unrestricted	\$	590,331	148,703	739,034	625,638
Restricted - PP&E		263,335	5,018,437	5,281,772	419,538
Restricted - Other		1,198,027	3,471,378	4,669,405	3,343,293
Endowment		<u>1,018,821</u>	<u>536,583</u>	<u>1,555,404</u>	<u>2,691,844</u>
Total	\$	<u>3,070,514</u>	<u>9,175,101</u>	<u>12,245,615</u>	<u>7,080,313</u>

<u>Brockport</u>			<u>Foundations/ Corporations</u>	<u>2007-08 Total</u>	<u>2006-07 Total</u>
Unrestricted	\$	343,345	12,428	355,773	206,322
Restricted - PP&E		-	-	-	-
Restricted - Other		479,781	958,075	1,437,856	1,367,141
Endowment		<u>269,930</u>	<u>28,779</u>	<u>298,709</u>	<u>325,282</u>
Total	\$	<u>1,093,056</u>	<u>999,282</u>	<u>2,092,338</u>	<u>1,898,745</u>

FUNDRAISING SURVEY REPORT
Summary of Gifts By Campus
State-Operated Campuses and Statutory Colleges
For the 2007-08 Fiscal Year (with comparative totals for 2006-07)

<u>Brooklyn</u>		<u>Individuals</u>	<u>Foundations/ Corporations</u>	<u>2007-08 Total</u>	<u>2006-07 Total</u>
Unrestricted	\$	10,432	95,386	105,818	53,480
Restricted - PP&E		-	-	-	25,000
Restricted - Other		1,300,061	1,787,891	3,087,952	3,182,166
Endowment		-	106,300	106,300	1,300
Total	\$	<u>1,310,493</u>	<u>1,989,577</u>	<u>3,300,070</u>	<u>3,261,946</u>

<u>Buffalo College</u>		<u>Individuals</u>	<u>Foundations/ Corporations</u>	<u>2007-08 Total</u>	<u>2006-07 Total</u>
Unrestricted	\$	386,851	583,944	970,795	297,758
Restricted - PP&E		509,450	1,876,477	2,385,927	390
Restricted - Other		414,202	853,548	1,267,750	3,767,618
Endowment		2,595,985	942,575	3,538,560	1,322,414
Total	\$	<u>3,906,488</u>	<u>4,256,544</u>	<u>8,163,032</u>	<u>5,388,180</u>

<u>University at Buffalo</u>		<u>Individuals</u>	<u>Foundations/ Corporations</u>	<u>2007-08 Total</u>	<u>2006-07 Total</u>
Unrestricted	\$	131,758	13,573	145,331	161,286
Restricted - PP&E		2,614,404	2,325,426	4,939,830	4,120,941
Restricted - Other		5,698,159	12,910,260	18,608,419	16,487,880
Endowment		9,021,722	1,447,826	10,469,548	6,128,577
Total	\$	<u>17,466,043</u>	<u>16,697,085</u>	<u>34,163,128</u>	<u>26,898,684</u>

<u>Canton</u>		<u>Individuals</u>	<u>Foundations/ Corporations</u>	<u>2007-08 Total</u>	<u>2006-07 Total</u>
Unrestricted	\$	594,447	92,587	687,034	1,073,285
Restricted - PP&E		6,324	42,953	-	-
Restricted - Other		234,341	363,212	597,553	1,198,021
Endowment		276,851	89,971	366,822	617,236
Total	\$	<u>1,111,963</u>	<u>588,723</u>	<u>1,651,409</u>	<u>2,888,542</u>

<u>Cobleskill</u>		<u>Individuals</u>	<u>Foundations/ Corporations</u>	<u>2007-08 Total</u>	<u>2006-07 Total</u>
Unrestricted	\$	154,831	21,197	176,028	223,216
Restricted - PP&E		7,100	1,000	8,100	7,229
Restricted - Other		54,366	239,461	293,827	213,992
Endowment		114,493	52,834	167,327	83,414
Total	\$	<u>330,790</u>	<u>314,492</u>	<u>645,282</u>	<u>527,851</u>

FUNDRAISING SURVEY REPORT
Summary of Gifts By Campus
State-Operated Campuses and Statutory Colleges
For the 2007-08 Fiscal Year (with comparative totals for 2006-07)

<u>Cornell</u>			<u>Foundations/ Corporations</u>	<u>2007-08 Total</u>	<u>2006-07 Total</u>
		<u>Individuals</u>			
Unrestricted	\$	8,717,514	2,289,949	11,007,463	8,862,511
Restricted - PP&E		151,700	762	152,462	129,580
Restricted - Other		5,589,330	19,165,705	24,755,035	9,316,338
Endowment		<u>20,698,867</u>	<u>1,286,306</u>	<u>21,985,173</u>	<u>11,263,725</u>
Total	\$	<u>35,157,411</u>	<u>22,742,722</u>	<u>57,900,133</u>	<u>29,572,154</u>

<u>Cortland</u>			<u>Foundations/ Corporations</u>	<u>2007-08 Total</u>	<u>2006-07 Total</u>
		<u>Individuals</u>			
Unrestricted	\$	422,313	41,806	464,119	482,725
Restricted - PP&E		255,303	-	255,303	82,847
Restricted - Other		354,520	29,649	384,169	302,343
Endowment		<u>443,027</u>	<u>479,452</u>	<u>922,479</u>	<u>712,470</u>
Total	\$	<u>1,475,163</u>	<u>550,907</u>	<u>2,026,070</u>	<u>1,580,385</u>

<u>Delhi</u>			<u>Foundations/ Corporations</u>	<u>2007-08 Total</u>	<u>2006-07 Total</u>
		<u>Individuals</u>			
Unrestricted	\$	157,641	95,161	252,802	918,159
Restricted - PP&E		-	-	-	-
Restricted - Other		95,372	316,509	411,881	152,847
Endowment		<u>46,191</u>	<u>5,618</u>	<u>51,809</u>	<u>41,701</u>
Total	\$	<u>299,204</u>	<u>417,288</u>	<u>716,492</u>	<u>1,112,707</u>

<u>Empire State</u>			<u>Foundations/ Corporations</u>	<u>2007-08 Total</u>	<u>2006-07 Total</u>
		<u>Individuals</u>			
Unrestricted	\$	372,614	51,003	423,617	381,481
Restricted - PP&E		-	-	-	-
Restricted - Other		66,368	340,446	406,814	827,403
Endowment		<u>140,951</u>	<u>324,152</u>	<u>465,103</u>	<u>521,801</u>
Total	\$	<u>579,933</u>	<u>715,601</u>	<u>1,295,534</u>	<u>1,730,685</u>

<u>Farmingdale</u>			<u>Foundations/ Corporations</u>	<u>2007-08 Total</u>	<u>2006-07 Total</u>
		<u>Individuals</u>			
Unrestricted	\$	69,929	428,684	498,613	555,978
Restricted - PP&E		-	-	-	-
Restricted - Other		98,413	274,050	372,463	276,824
Endowment		-	-	-	-
Total	\$	<u>168,342</u>	<u>702,734</u>	<u>871,076</u>	<u>832,802</u>

FUNDRAISING SURVEY REPORT
Summary of Gifts By Campus
State-Operated Campuses and Statutory Colleges
For the 2007-08 Fiscal Year (with comparative totals for 2006-07)

<u>Forestry</u>			<u>Foundations/ Corporations</u>	<u>2007-08 Total</u>	<u>2006-07 Total</u>
Unrestricted	\$	<u>360,711</u>	154,853	515,564	458,475
Restricted - PP&E		-	-	-	-
Restricted - Other		234,868	326,740	561,608	466,748
Endowment		<u>670,940</u>	<u>64,134</u>	<u>735,074</u>	<u>769,132</u>
Total	\$	<u>1,266,519</u>	<u>545,727</u>	<u>1,812,246</u>	<u>1,694,355</u>

<u>Fredonia</u>			<u>Foundations/ Corporations</u>	<u>2007-08 Total</u>	<u>2006-07 Total</u>
Unrestricted	\$	<u>407,692</u>	44,092	451,784	212,327
Restricted - PP&E		-	-	-	-
Restricted - Other		228,315	551,962	780,277	906,130
Endowment		<u>858,026</u>	<u>243,671</u>	<u>1,101,697</u>	<u>613,173</u>
Total	\$	<u>1,494,033</u>	<u>839,725</u>	<u>2,333,758</u>	<u>1,731,630</u>

<u>Geneseo</u>			<u>Foundations/ Corporations</u>	<u>2007-08 Total</u>	<u>2006-07 Total</u>
Unrestricted	\$	<u>463,983</u>	84,924	548,907	481,599
Restricted - PP&E		-	-	-	-
Restricted - Other		499,035	267,051	766,086	949,783
Endowment		<u>1,326,119</u>	<u>78,181</u>	<u>1,404,300</u>	<u>307,848</u>
Total	\$	<u>2,289,137</u>	<u>430,156</u>	<u>2,719,293</u>	<u>1,739,230</u>

<u>Levin Institute</u>			<u>Foundations/ Corporations</u>	<u>2007-08 Total</u>	<u>2006-07 Total</u>
Unrestricted	\$	<u>122,159</u>	-	122,159	362,575
Restricted - PP&E		-	250,000	250,000	-
Restricted - Other		-	-	-	-
Endowment		-	-	-	-
Total	\$	<u>122,159</u>	<u>250,000</u>	<u>372,159</u>	<u>362,575</u>

<u>Maritime</u>			<u>Foundations/ Corporations</u>	<u>2007-08 Total</u>	<u>2006-07 Total</u>
Unrestricted	\$	<u>22,825</u>	1,300	24,125	12,429
Restricted - PP&E		73,823	22,985	96,808	322,364
Restricted - Other		191,629	451,557	643,186	323,101
Endowment		<u>242,965</u>	<u>5,908</u>	<u>248,873</u>	<u>461,389</u>
Total	\$	<u>531,242</u>	<u>481,750</u>	<u>1,012,992</u>	<u>1,119,283</u>

FUNDRAISING SURVEY REPORT
Summary of Gifts By Campus
State-Operated Campuses and Statutory Colleges
For the 2007-08 Fiscal Year (with comparative totals for 2006-07)

<u>Morrisville</u>			<u>Foundations/ Corporations</u>	<u>2007-08 Total</u>	<u>2006-07 Total</u>
Unrestricted	\$	<u>180,046</u>	<u>174,285</u>	<u>354,331</u>	<u>347,847</u>
Restricted - PP&E		-	-	-	-
Restricted - Other		<u>1,644,589</u>	<u>172,778</u>	<u>1,817,367</u>	<u>1,406,363</u>
Endowment		<u>82,914</u>	<u>56,627</u>	<u>139,541</u>	<u>201,206</u>
Total	\$	<u>1,907,549</u>	<u>403,690</u>	<u>2,311,239</u>	<u>1,955,416</u>

<u>New Paltz</u>			<u>Foundations/ Corporations</u>	<u>2007-08 Total</u>	<u>2006-07 Total</u>
Unrestricted	\$	<u>248,717</u>	<u>77,717</u>	<u>326,434</u>	<u>290,962</u>
Restricted - PP&E		<u>351,352</u>	<u>191,450</u>	<u>542,802</u>	<u>385,623</u>
Restricted - Other		<u>202,286</u>	<u>393,274</u>	<u>595,560</u>	<u>536,808</u>
Endowment		<u>217,503</u>	<u>441,216</u>	<u>658,719</u>	<u>305,811</u>
Total	\$	<u>1,019,858</u>	<u>1,103,657</u>	<u>2,123,515</u>	<u>1,519,204</u>

<u>Old Westbury</u>			<u>Foundations/ Corporations</u>	<u>2007-08 Total</u>	<u>2006-07 Total</u>
Unrestricted	\$	<u>58,183</u>	<u>94,000</u>	<u>152,183</u>	<u>213,444</u>
Restricted - PP&E		<u>20,406</u>	<u>55,750</u>	<u>76,156</u>	<u>52,935</u>
Restricted - Other		<u>98,050</u>	<u>292,096</u>	<u>390,146</u>	<u>450,335</u>
Endowment		-	-	-	-
Total	\$	<u>176,639</u>	<u>441,846</u>	<u>618,485</u>	<u>716,714</u>

<u>Oneonta</u>			<u>Foundations/ Corporations</u>	<u>2007-08 Total</u>	<u>2006-07 Total</u>
Unrestricted	\$	<u>395,464</u>	<u>9,075</u>	<u>404,539</u>	<u>492,944</u>
Restricted - PP&E		-	-	-	-
Restricted - Other		<u>114,724</u>	<u>135,396</u>	<u>250,120</u>	<u>214,149</u>
Endowment		<u>980,199</u>	<u>620,104</u>	<u>1,600,303</u>	<u>2,280,926</u>
Total	\$	<u>1,490,387</u>	<u>764,575</u>	<u>2,254,962</u>	<u>2,988,019</u>

<u>Optometry</u>			<u>Foundations/ Corporations</u>	<u>2007-08 Total</u>	<u>2006-07 Total</u>
Unrestricted	\$	<u>187,989</u>	<u>120,423</u>	<u>308,412</u>	<u>650,991</u>
Restricted - PP&E		-	-	-	-
Restricted - Other		<u>114,562</u>	<u>408,000</u>	<u>522,562</u>	<u>275,974</u>
Endowment		-	-	-	-
Total	\$	<u>302,551</u>	<u>528,423</u>	<u>830,974</u>	<u>926,965</u>

FUNDRAISING SURVEY REPORT
Summary of Gifts By Campus
State-Operated Campuses and Statutory Colleges
For the 2007-08 Fiscal Year (with comparative totals for 2006-07)

<u>Oswego</u>			<u>Foundations/ Corporations</u>	<u>2007-08 Total</u>	<u>2006-07 Total</u>
Unrestricted	\$	<u>562,729</u>	97,290	660,019	589,711
Restricted - PP&E		466,713	134,505	601,218	312,278
Restricted - Other		1,026,835	854,358	1,881,193	1,846,430
Endowment		<u>529,800</u>	<u>54,040</u>	<u>583,840</u>	<u>1,172,174</u>
Total	\$	<u>2,586,077</u>	<u>1,140,193</u>	<u>3,726,270</u>	<u>3,920,593</u>
<u>Plattsburgh</u>			<u>Foundations/ Corporations</u>	<u>2007-08 Total</u>	<u>2006-07 Total</u>
Unrestricted	\$	<u>453,141</u>	197,434	650,575	551,716
Restricted - PP&E		227,873	2,201	230,074	170,452
Restricted - Other		145,030	175,983	321,013	471,418
Endowment		<u>1,276,477</u>	<u>187,680</u>	<u>1,464,157</u>	<u>541,818</u>
Total	\$	<u>2,102,521</u>	<u>563,298</u>	<u>2,665,819</u>	<u>1,735,404</u>
<u>Potsdam</u>			<u>Foundations/ Corporations</u>	<u>2007-08 Total</u>	<u>2006-07 Total</u>
Unrestricted	\$	<u>367,296</u>	30,738	398,034	243,645
Restricted - PP&E		22,282	-	22,282	137,799
Restricted - Other		486,590	775,741	1,262,331	2,320,029
Endowment		<u>1,844,616</u>	<u>69,118</u>	<u>1,913,734</u>	<u>587,445</u>
Total	\$	<u>2,720,784</u>	<u>875,597</u>	<u>3,596,381</u>	<u>3,288,918</u>
<u>Purchase</u>			<u>Foundations/ Corporations</u>	<u>2007-08 Total</u>	<u>2006-07 Total</u>
Unrestricted	\$	<u>175,100</u>	149,500	324,600	292,810
Restricted - PP&E		669,700	-	669,700	-
Restricted - Other		1,784,200	2,732,021	4,516,221	6,821,131
Endowment		<u>1,718,100</u>	<u>1,185,000</u>	<u>2,903,100</u>	-
Total	\$	<u>4,347,100</u>	<u>4,066,521</u>	<u>8,413,621</u>	<u>7,113,941</u>
<u>Stony Brook</u>			<u>Foundations/ Corporations</u>	<u>2007-08 Total</u>	<u>2006-07 Total</u>
Unrestricted	\$	<u>313,891</u>	32,604	346,495	429,480
Restricted - PP&E		23,000	-	23,000	590,208
Restricted - Other		4,212,997	12,530,022	16,743,019	17,616,236
Endowment		<u>1,237,941</u>	<u>4,644,672</u>	<u>5,882,613</u>	<u>6,587,590</u>
Total	\$	<u>5,787,829</u>	<u>17,207,298</u>	<u>22,995,127</u>	<u>25,223,514</u>

FUNDRAISING SURVEY REPORT
Summary of Gifts By Campus
State-Operated Campuses and Statutory Colleges
For the 2007-08 Fiscal Year (with comparative totals for 2006-07)

<u>Syracuse</u>		<u>Individuals</u>	<u>Foundations/ Corporations</u>	<u>2007-08 Total</u>	<u>2006-07 Total</u>
Unrestricted	\$	448,055	74,086	522,141	410,798
Restricted - PP&E		1,688,734	983,377	2,672,111	4,366,387
Restricted - Other		870,369	3,525,515	4,395,884	3,644,378
Endowment		954,972	760,116	1,715,088	735,683
Total	\$	<u>3,962,130</u>	<u>5,343,094</u>	<u>9,305,224</u>	<u>9,157,246</u>

<u>Technology</u>		<u>Individuals</u>	<u>Foundations/ Corporations</u>	<u>2007-08 Total</u>	<u>2006-07 Total</u>
Unrestricted	\$	50,223	54,150	104,373	135,171
Restricted - PP&E		-	-	-	-
Restricted - Other		42,416	71,221	113,637	-
Endowment		-	-	-	151,172
Total	\$	<u>92,639</u>	<u>125,371</u>	<u>218,010</u>	<u>286,343</u>

<u>Summary</u>		<u>Individuals</u>	<u>Foundations/ Corporations</u>	<u>2007-08 Total</u>	<u>2006-07 Total</u>
Unrestricted	\$	17,635,133	5,637,784	23,272,917	20,807,478
Restricted - PP&E		7,357,168	15,881,917	23,239,085	35,635,127
Restricted - Other		28,819,503	67,499,545	96,319,048	85,411,614
Endowment		48,504,510	14,079,341	62,583,851	41,179,423
Total	\$	<u>102,316,314</u>	<u>103,098,587</u>	<u>205,414,901</u>	<u>183,033,642</u>

FUNDRAISING SURVEY REPORT

Summary of Gifts By Campus

Community Colleges

For the 2007-08 Fiscal Year (with comparative totals for 2006-07)

<u>Adirondack</u>		<u>Individuals</u>	<u>Foundations/ Corporations</u>	<u>2007-08 Total</u>	<u>2006-07 Total</u>
Unrestricted	\$	80,661	56,834	137,495	126,698
Restricted - PP&E		125,488	56,000	181,488	224,687
Restricted - Other		22,143	49,603	71,746	73,512
Endowment		-	-	-	33,750
Total	\$	<u>228,292</u>	<u>162,437</u>	<u>390,729</u>	<u>458,647</u>
<u>Broome</u>		<u>Individuals</u>	<u>Foundations/ Corporations</u>	<u>2007-08 Total</u>	<u>2006-07 Total</u>
Unrestricted	\$	137,981	53,415	191,396	198,323
Restricted - PP&E		-	26,698	26,698	55,245
Restricted - Other		180,968	450,250	631,218	790,587
Endowment		40,847	89,200	130,047	223,653
Total	\$	<u>359,796</u>	<u>619,563</u>	<u>979,359</u>	<u>1,267,808</u>
<u>Cayuga County</u>		<u>Individuals</u>	<u>Foundations/ Corporations</u>	<u>2007-08 Total</u>	<u>2006-07 Total</u>
Unrestricted	\$	381,957	5,400	387,357	58,484
Restricted - PP&E		6,168	16,500	22,668	80,330
Restricted - Other		22,697	935,955	958,652	272,156
Endowment		45,095	47,810	92,905	645,224
Total	\$	<u>455,917</u>	<u>1,005,665</u>	<u>1,461,582</u>	<u>1,056,194</u>
<u>Clinton</u>		<u>Individuals</u>	<u>Foundations/ Corporations</u>	<u>2007-08 Total</u>	<u>2006-07 Total</u>
Unrestricted	\$	35,336	-	35,336	1,096,958
Restricted - PP&E		-	10,000	10,000	-
Restricted - Other		433,343	50,249	483,592	308,594
Endowment		-	254,750	254,750	42,100
Total	\$	<u>468,679</u>	<u>314,999</u>	<u>783,678</u>	<u>1,447,652</u>
<u>Columbia-Greene</u>		<u>Individuals</u>	<u>Foundations/ Corporations</u>	<u>2007-08 Total</u>	<u>2006-07 Total</u>
Unrestricted	\$	24,986	100,767	125,753	211,980
Restricted - PP&E		-	-	-	-
Restricted - Other		-	-	-	-
Endowment		-	-	-	-
Total	\$	<u>24,986</u>	<u>100,767</u>	<u>125,753</u>	<u>211,980</u>

FUNDRAISING SURVEY REPORT

Summary of Gifts By Campus

Community Colleges

For the 2007-08 Fiscal Year (with comparative totals for 2006-07)

<u>Corning</u>		<u>Individuals</u>	<u>Foundations/ Corporations</u>	<u>2007-08 Total</u>	<u>2006-07 Total</u>
Unrestricted	\$	69,339	12,104	81,443	36,763
Restricted - PP&E		32,502	491,750	524,252	80,004
Restricted - Other		110,131	101,861	211,992	49,274
Endowment		78,114	66,150	144,264	38,893
Total	\$	<u>290,086</u>	<u>671,865</u>	<u>961,951</u>	<u>204,934</u>

<u>Dutchess</u>		<u>Individuals</u>	<u>Foundations/ Corporations</u>	<u>2007-08 Total</u>	<u>2006-07 Total</u>
Unrestricted	\$	319,473	155,736	475,209	208,693
Restricted - PP&E		177,076	68,889	245,965	288,464
Restricted - Other		196,191	342,095	538,286	249,360
Endowment		80,754	70,999	151,753	317,849
Total	\$	<u>773,494</u>	<u>637,719</u>	<u>1,411,213</u>	<u>1,064,366</u>

<u>Erie</u>		<u>Individuals</u>	<u>Foundations/ Corporations</u>	<u>2007-08 Total</u>	<u>2006-07 Total</u>
Unrestricted	\$	18,824	106,091	124,915	110,424
Restricted - PP&E		-	-	-	-
Restricted - Other		52,823	540,814	593,637	655,959
Endowment		6,971	41	7,012	96,159
Total	\$	<u>78,618</u>	<u>646,946</u>	<u>725,564</u>	<u>862,542</u>

<u>Fashion Institute of Technology</u>		<u>Individuals</u>	<u>Foundations/ Corporations</u>	<u>2007-08 Total</u>	<u>2006-07 Total</u>
Unrestricted	\$	112,050	1,120,311	1,232,361	1,160,109
Restricted - PP&E		-	-	-	-
Restricted - Other		1,449,052	1,748,938	3,197,990	2,778,119
Endowment		195,111	1,408,500	1,603,611	779,417
Total	\$	<u>1,756,213</u>	<u>4,277,749</u>	<u>6,033,962</u>	<u>4,717,645</u>

<u>Finger Lakes</u>		<u>Individuals</u>	<u>Foundations/ Corporations</u>	<u>2007-08 Total</u>	<u>2006-07 Total</u>
Unrestricted	\$	17,641	450	18,091	40,188
Restricted - PP&E		30,856	50	30,906	7,481
Restricted - Other		69,443	103,692	173,135	158,446
Endowment		26,257	750	27,007	36,795
Total	\$	<u>144,197</u>	<u>104,942</u>	<u>249,139</u>	<u>242,910</u>

FUNDRAISING SURVEY REPORT

Summary of Gifts By Campus

Community Colleges

For the 2007-08 Fiscal Year (with comparative totals for 2006-07)

<u>Fulton Montgomery</u>		<u>Individuals</u>	<u>Foundations/ Corporations</u>	<u>2007-08 Total</u>	<u>2006-07 Total</u>
Unrestricted	\$	33,584	49,665	83,249	57,668
Restricted - PP&E		5,520	27,533	-	-
Restricted - Other		24,079	102,705	126,784	78,698
Endowment		<u>73,110</u>	<u>22,610</u>	<u>95,720</u>	<u>226,285</u>
Total	\$	<u>136,293</u>	<u>202,513</u>	<u>305,753</u>	<u>362,651</u>

<u>Genesee</u>		<u>Individuals</u>	<u>Foundations/ Corporations</u>	<u>2007-08 Total</u>	<u>2006-07 Total</u>
Unrestricted	\$	82,545	159,458	242,003	221,684
Restricted - PP&E		77,928	65,900	143,828	162,181
Restricted - Other		17,288	85,866	103,154	101,554
Endowment		<u>86,370</u>	<u>3,175</u>	<u>89,545</u>	<u>58,791</u>
Total	\$	<u>264,131</u>	<u>314,399</u>	<u>578,530</u>	<u>544,210</u>

<u>Herkimer County</u>		<u>Individuals</u>	<u>Foundations/ Corporations</u>	<u>2007-08 Total</u>	<u>2006-07 Total</u>
Unrestricted	\$	21,433	30,060	51,493	146,113
Restricted - PP&E		2,625	10,708	-	-
Restricted - Other		2,603	19,972	22,575	27,033
Endowment		<u>47,069</u>	<u>34,533</u>	<u>81,602</u>	<u>36,084</u>
Total	\$	<u>73,730</u>	<u>95,273</u>	<u>155,670</u>	<u>209,230</u>

<u>Hudson Valley</u>		<u>Individuals</u>	<u>Foundations/ Corporations</u>	<u>2007-08 Total</u>	<u>2006-07 Total</u>
Unrestricted	\$	99,755	116,562	216,317	244,325
Restricted - PP&E		-	-	-	137,886
Restricted - Other		33,376	692,199	725,575	300,779
Endowment		<u>45,120</u>	<u>52,968</u>	<u>98,088</u>	<u>229,682</u>
Total	\$	<u>178,251</u>	<u>861,729</u>	<u>1,039,980</u>	<u>912,672</u>

<u>Jamestown</u>		<u>Individuals</u>	<u>Foundations/ Corporations</u>	<u>2007-08 Total</u>	<u>2006-07 Total</u>
Unrestricted	\$	42,098	28,275	70,373	82,127
Restricted - PP&E		16,583	374,400	390,983	408,898
Restricted - Other		62,547	144,564	207,111	218,146
Endowment		<u>1,069,965</u>	<u>211,610</u>	<u>1,281,575</u>	<u>180,764</u>
Total	\$	<u>1,191,193</u>	<u>758,849</u>	<u>1,950,042</u>	<u>889,935</u>

FUNDRAISING SURVEY REPORT

Summary of Gifts By Campus

Community Colleges

For the 2007-08 Fiscal Year (with comparative totals for 2006-07)

<u>Jefferson</u>			<u>Foundations/ Corporations</u>	<u>2007-08 Total</u>	<u>2006-07 Total</u>
Unrestricted	\$	83,397	64,012	147,409	140,562
Restricted - PP&E		260	-	260	260
Restricted - Other		28,155	57,526	85,681	119,602
Endowment		<u>364,762</u>	<u>75,347</u>	<u>440,109</u>	<u>362,108</u>
Total	\$	<u>476,574</u>	<u>196,885</u>	<u>673,459</u>	<u>622,532</u>

<u>Mohawk Valley</u>			<u>Foundations/ Corporations</u>	<u>2007-08 Total</u>	<u>2006-07 Total</u>
Unrestricted	\$	-	-	-	464,123
Restricted - PP&E		-	-	-	-
Restricted - Other		-	-	-	339,428
Endowment		-	-	-	<u>394,455</u>
Total	\$	<u>-</u>	<u>-</u>	<u>-</u>	<u>1,198,006</u>

<u>Monroe</u>			<u>Foundations/ Corporations</u>	<u>2007-08 Total</u>	<u>2006-07 Total</u>
Unrestricted	\$	280,291	671,847	952,138	1,047,546
Restricted - PP&E		233,729	1,825,093	2,058,822	1,805,969
Restricted - Other		149,748	1,549,095	1,698,843	847,025
Endowment		<u>694,830</u>	<u>229,642</u>	<u>924,472</u>	<u>140,546</u>
Total	\$	<u>1,358,598</u>	<u>4,275,677</u>	<u>5,634,275</u>	<u>3,841,086</u>

<u>Nassau</u>			<u>Foundations/ Corporations</u>	<u>2007-08 Total</u>	<u>2006-07 Total</u>
Unrestricted	\$	92,924	46,322	139,246	242,058
Restricted - PP&E		-	-	-	-
Restricted - Other		77,889	104,336	182,225	461,019
Endowment		-	-	-	-
Total	\$	<u>170,813</u>	<u>150,658</u>	<u>321,471</u>	<u>703,077</u>

<u>Niagara County</u>			<u>Foundations/ Corporations</u>	<u>2007-08 Total</u>	<u>2006-07 Total</u>
Unrestricted	\$	67,142	341,861	409,003	369,768
Restricted - PP&E		4,126	8,000	12,126	3,617
Restricted - Other		55,605	121,283	176,888	97,897
Endowment		-	-	-	<u>231,472</u>
Total	\$	<u>126,873</u>	<u>471,144</u>	<u>598,017</u>	<u>702,754</u>

FUNDRAISING SURVEY REPORT

Summary of Gifts By Campus

Community Colleges

For the 2007-08 Fiscal Year (with comparative totals for 2006-07)

<u>North Country</u>			<u>Foundations/ Corporations</u>	<u>2007-08 Total</u>	<u>2006-07 Total</u>
Unrestricted	\$	15,878	115,150	131,028	37,204
Restricted - PP&E		-	-	-	-
Restricted - Other		-	-	-	-
Endowment		-	-	-	-
Total	\$	<u>15,878</u>	<u>115,150</u>	<u>131,028</u>	<u>37,204</u>

<u>Onondaga</u>			<u>Foundations/ Corporations</u>	<u>2007-08 Total</u>	<u>2006-07 Total</u>
Unrestricted	\$	61,277	16,259	77,536	80,092
Restricted - PP&E		-	90,000	90,000	-
Restricted - Other		118,388	188,052	306,440	497,712
Endowment		<u>130,655</u>	<u>550,625</u>	<u>681,280</u>	<u>12,750</u>
Total	\$	<u>310,320</u>	<u>844,936</u>	<u>1,155,256</u>	<u>590,554</u>

<u>Orange County</u>			<u>Foundations/ Corporations</u>	<u>2007-08 Total</u>	<u>2006-07 Total</u>
Unrestricted	\$	113,979	41,946	155,925	253,552
Restricted - PP&E		-	-	-	-
Restricted - Other		97,573	229,641	327,214	24,771
Endowment		-	-	-	-
Total	\$	<u>211,552</u>	<u>271,587</u>	<u>483,139</u>	<u>278,323</u>

<u>Rockland</u>			<u>Foundations/ Corporations</u>	<u>2007-08 Total</u>	<u>2006-07 Total</u>
Unrestricted	\$	36,122	70,432	106,554	136,070
Restricted - PP&E		-	-	-	-
Restricted - Other		56,602	87,725	144,327	174,308
Endowment		<u>93,114</u>	-	<u>93,114</u>	-
Total	\$	<u>185,838</u>	<u>158,157</u>	<u>343,995</u>	<u>310,378</u>

<u>Schenectady County</u>			<u>Foundations/ Corporations</u>	<u>2007-08 Total</u>	<u>2006-07 Total</u>
Unrestricted	\$	88,671	87,190	175,861	786,908
Restricted - PP&E		8,220	141,750	149,970	-
Restricted - Other		44,422	88,942	133,364	212,866
Endowment		<u>57,766</u>	<u>96,237</u>	<u>154,003</u>	<u>246,709</u>
Total	\$	<u>199,079</u>	<u>414,119</u>	<u>613,198</u>	<u>1,246,483</u>

FUNDRAISING SURVEY REPORT

Summary of Gifts By Campus

Community Colleges

For the 2007-08 Fiscal Year (with comparative totals for 2006-07)

<u>Suffolk County</u>		<u>Individuals</u>	<u>Foundations/ Corporations</u>	<u>2007-08 Total</u>	<u>2006-07 Total</u>
Unrestricted	\$	1,135,951	174,135	1,310,086	279,307
Restricted - PP&E		-	-	-	-
Restricted - Other		4,073,853	475,175	4,549,028	595,087
Endowment		-	-	-	-
Total	\$	<u>5,209,804</u>	<u>649,310</u>	<u>5,859,114</u>	<u>874,394</u>
<u>Sullivan County</u>		<u>Individuals</u>	<u>Foundations/ Corporations</u>	<u>2007-08 Total</u>	<u>2006-07 Total</u>
Unrestricted	\$	1,389	-	1,389	229
Restricted - PP&E		24,600	-	24,600	68,521
Restricted - Other		34,475	74,270	108,745	158,715
Endowment		-	-	-	-
Total	\$	<u>60,464</u>	<u>74,270</u>	<u>134,734</u>	<u>227,465</u>
<u>Tompkins Cortland</u>		<u>Individuals</u>	<u>Foundations/ Corporations</u>	<u>2007-08 Total</u>	<u>2006-07 Total</u>
Unrestricted	\$	33,818	9,890	43,708	100,742
Restricted - PP&E		1,600	-	1,600	102,002
Restricted - Other		2,036,030	84,658	2,120,688	61,587
Endowment		-	-	-	-
Total	\$	<u>2,071,448</u>	<u>94,548</u>	<u>2,165,996</u>	<u>264,331</u>
<u>Ulster County</u>		<u>Individuals</u>	<u>Foundations/ Corporations</u>	<u>2007-08 Total</u>	<u>2006-07 Total</u>
Unrestricted	\$	69,617	53,669	123,286	157,165
Restricted - PP&E		1,948	10,000	11,948	12,271
Restricted - Other		94,248	55,659	149,907	160,158
Endowment		-	-	-	-
Total	\$	<u>165,813</u>	<u>119,328</u>	<u>285,141</u>	<u>329,594</u>
<u>Westchester</u>		<u>Individuals</u>	<u>Foundations/ Corporations</u>	<u>2007-08 Total</u>	<u>2006-07 Total</u>
Unrestricted	\$	389,855	174,343	564,198	1,118,357
Restricted - PP&E		284,798	552,310	837,108	1,265,346
Restricted - Other		386,874	1,913,275	2,300,149	1,151,721
Endowment		117,236	736,363	853,599	817,719
Total	\$	<u>1,178,763</u>	<u>3,376,291</u>	<u>4,555,054</u>	<u>4,353,143</u>

FUNDRAISING SURVEY REPORT

Summary of Gifts By Campus

Community Colleges

For the 2007-08 Fiscal Year (with comparative totals for 2006-07)

<u>Summary</u>		<u>Individuals</u>	<u>Foundations/ Corporations</u>	<u>2007-08 Total</u>	<u>2006-07 Total</u>
Unrestricted	\$	3,947,974	3,862,184	7,810,158	9,214,220
Restricted - PP&E		1,034,027	3,775,581	4,809,608	4,703,162
Restricted - Other		9,930,546	10,398,400	20,328,946	10,964,113
Endowment		<u>3,253,146</u>	<u>3,951,310</u>	<u>7,204,456</u>	<u>5,151,205</u>
Total	\$	<u>18,165,693</u>	<u>21,987,475</u>	<u>40,153,168</u>	<u>30,032,700</u>

FUNDRAISING SURVEY REPORT
Summary of Gifts By Campus
State-Operated Campuses and Statutory Colleges
Five-year Fundraising Summary by Campus

<u>Albany</u>		<u>2007-08</u>	<u>2006-07</u>	<u>2005-06</u>	<u>2004-05</u>	<u>2003-04</u>
		<u>Total</u>	<u>Total</u>	<u>Total</u>	<u>Total</u>	<u>Total</u>
Unrestricted	\$	1,090,811	650,819	642,912	1,084,486	954,591
Restricted - PP&E		4,939,393	24,491,403	79,153,470	99,605	83,079,418
Restricted - Other		3,938,379	6,076,795	3,497,731	4,519,756	11,775,992
Endowment		1,163,782	2,335,105	2,434,200	885,135	499,460
Total	\$	<u>11,132,365</u>	<u>33,554,122</u>	<u>85,728,313</u>	<u>6,588,982</u>	<u>96,309,461</u>

<u>Alfred Ceramics</u>		<u>2007-08</u>	<u>2006-07</u>	<u>2005-06</u>	<u>2004-05</u>	<u>2003-04</u>
		<u>Total</u>	<u>Total</u>	<u>Total</u>	<u>Total</u>	<u>Total</u>
Unrestricted	\$	-	-	-	-	-
Restricted - PP&E		22	39	8,544	4,560	70,490
Restricted - Other		152,931	319,489	372,995	154,021	207,125
Endowment		1,100,531	307,401	374,370	83,414	5,315,690
Total	\$	<u>1,253,484</u>	<u>626,929</u>	<u>755,909</u>	<u>241,995</u>	<u>5,593,305</u>

<u>Alfred State</u>		<u>2007-08</u>	<u>2006-07</u>	<u>2005-06</u>	<u>2004-05</u>	<u>2003-04</u>
		<u>Total</u>	<u>Total</u>	<u>Total</u>	<u>Total</u>	<u>Total</u>
Unrestricted	\$	141,004	137,896	165,024	149,968	121,631
Restricted - PP&E		42,848	20,114	-	-	-
Restricted - Other		374,404	330,451	436,047	706,359	467,507
Endowment		41,265	111,786	37,212	37,907	88,179
Total	\$	<u>599,521</u>	<u>600,247</u>	<u>638,283</u>	<u>894,234</u>	<u>677,317</u>

<u>Binghamton</u>		<u>2007-08</u>	<u>2006-07</u>	<u>2005-06</u>	<u>2004-05</u>	<u>2003-04</u>
		<u>Total</u>	<u>Total</u>	<u>Total</u>	<u>Total</u>	<u>Total</u>
Unrestricted	\$	739,034	625,638	535,322	561,021	534,018
Restricted - PP&E		5,281,772	419,538	13,571,934	4,291,844	8,685,711
Restricted - Other		4,669,405	3,343,293	3,946,868	3,972,304	4,823,468
Endowment		1,555,404	2,691,844	1,672,014	2,090,467	3,245,628
Total	\$	<u>12,245,615</u>	<u>7,080,313</u>	<u>19,726,138</u>	<u>10,915,636</u>	<u>17,288,825</u>

<u>Brockport</u>		<u>2007-08</u>	<u>2006-07</u>	<u>2005-06</u>	<u>2004-05</u>	<u>2003-04</u>
		<u>Total</u>	<u>Total</u>	<u>Total</u>	<u>Total</u>	<u>Total</u>
Unrestricted	\$	355,773	206,322	223,756	278,024	220,935
Restricted - PP&E		-	-	-	-	-
Restricted - Other		1,437,856	1,367,141	1,094,891	858,789	460,561
Endowment		298,709	325,282	590,594	288,638	313,280
Total	\$	<u>2,092,338</u>	<u>1,898,745</u>	<u>1,909,241</u>	<u>1,425,451</u>	<u>994,776</u>

FUNDRAISING SURVEY REPORT
Summary of Gifts By Campus
State-Operated Campuses and Statutory Colleges
Five-year Fundraising Summary by Campus

<u>Brooklyn</u>		<u>2007-08</u>	<u>2006-07</u>	<u>2005-06</u>	<u>2004-05</u>	<u>2003-04</u>
		<u>Total</u>	<u>Total</u>	<u>Total</u>	<u>Total</u>	<u>Total</u>
Unrestricted	\$	105,818	53,480	67,201	939,100	1,078,154
Restricted - PP&E		-	25,000	7,420.0	-	-
Restricted - Other		3,087,952	3,182,166	3,250,505	2,165,257	2,225,101
Endowment		106,300	1,300	670,694	3,334,006	2,385,872
Total	\$	<u>3,300,070</u>	<u>3,261,946</u>	<u>3,995,820</u>	<u>6,438,363</u>	<u>5,689,127</u>

<u>Buffalo College</u>		<u>2007-08</u>	<u>2006-07</u>	<u>2005-06</u>	<u>2004-05</u>	<u>2003-04</u>
		<u>Total</u>	<u>Total</u>	<u>Total</u>	<u>Total</u>	<u>Total</u>
Unrestricted	\$	970,795	297,758	372,284	242,528	243,148
Restricted - PP&E		2,385,927	390	5,332	5,746	5,465
Restricted - Other		1,267,750	3,767,618	4,196,763	3,833,999	2,993,156
Endowment		3,538,560	1,322,414	879,073	1,188,391	792,395
Total	\$	<u>8,163,032</u>	<u>5,388,180</u>	<u>5,453,452</u>	<u>5,270,664</u>	<u>4,034,164</u>

<u>University at Buffalo</u>		<u>2007-08</u>	<u>2006-07</u>	<u>2005-06</u>	<u>2004-05</u>	<u>2003-04</u>
		<u>Total</u>	<u>Total</u>	<u>Total</u>	<u>Total</u>	<u>Total</u>
Unrestricted	\$	145,331	161,286	142,348	227,155	259,531
Restricted - PP&E		4,939,830	4,120,941	8,831,786	5,033,912	3,373,250
Restricted - Other		18,608,419	16,487,880	15,167,525	14,677,402	14,785,681
Endowment		10,469,548	6,128,577	4,320,355	7,868,771	4,775,952
Total	\$	<u>34,163,128</u>	<u>26,898,684</u>	<u>28,462,014</u>	<u>27,807,240</u>	<u>23,194,414</u>

<u>Canton</u>		<u>2007-08</u>	<u>2006-07</u>	<u>2005-06</u>	<u>2004-05</u>	<u>2003-04</u>
		<u>Total</u>	<u>Total</u>	<u>Total</u>	<u>Total</u>	<u>Total</u>
Unrestricted	\$	687,034	1,073,285	433,556	569,815	262,187
Restricted - PP&E		49,277	-	-	-	120,372
Restricted - Other		597,553	1,198,021	308,117	281,175	209,697
Endowment		366,822	617,236	325,676	1,416,985	123,987
Total	\$	<u>1,700,686</u>	<u>2,888,542</u>	<u>1,067,349</u>	<u>2,267,975</u>	<u>716,243</u>

<u>Cobleskill</u>		<u>2007-08</u>	<u>2006-07</u>	<u>2005-06</u>	<u>2004-05</u>	<u>2003-04</u>
		<u>Total</u>	<u>Total</u>	<u>Total</u>	<u>Total</u>	<u>Total</u>
Unrestricted	\$	176,028	223,216	1,160,849	272,790	201,933
Restricted - PP&E		8,100	7,229	18,224	188,600	139,112
Restricted - Other		293,827	213,992	273,053	1,263,240	581,534
Endowment		167,327	83,414	-	86,560	89,801
Total	\$	<u>645,282</u>	<u>527,851</u>	<u>1,452,126</u>	<u>1,811,190</u>	<u>1,012,380</u>

FUNDRAISING SURVEY REPORT
Summary of Gifts By Campus
State-Operated Campuses and Statutory Colleges
Five-year Fundraising Summary by Campus

<u>Cornell</u>		<u>2007-08</u>	<u>2006-07</u>	<u>2005-06</u>	<u>2004-05</u>	<u>2003-04</u>
		<u>Total</u>	<u>Total</u>	<u>Total</u>	<u>Total</u>	<u>Total</u>
Unrestricted	\$	11,007,463	8,862,511	11,533,038	13,454,376	7,961,870
Restricted - PP&E		152,462	129,580	3,047,498	819,069	3,685,619
Restricted - Other		24,755,035	9,316,338	13,107,565	12,027,051	12,610,957
Endowment		21,985,173	11,263,725	18,520,701	18,834,809	14,354,486
Total	\$	<u>57,900,133</u>	<u>29,572,154</u>	<u>46,208,802</u>	<u>45,135,304</u>	<u>38,612,932</u>

<u>Cortland</u>		<u>2007-08</u>	<u>2006-07</u>	<u>2005-06</u>	<u>2004-05</u>	<u>2003-04</u>
		<u>Total</u>	<u>Total</u>	<u>Total</u>	<u>Total</u>	<u>Total</u>
Unrestricted	\$	464,119	482,725	609,304	465,495	630,817
Restricted - PP&E		255,303	82,847	814,758	135,416	1,775
Restricted - Other		384,169	302,343	240,534	203,703	158,244
Endowment		922,479	712,470	489,769	1,250,417	513,665
Total	\$	<u>2,026,070</u>	<u>1,580,385</u>	<u>2,154,365</u>	<u>2,055,031</u>	<u>1,304,501</u>

<u>Delhi</u>		<u>2007-08</u>	<u>2006-07</u>	<u>2005-06</u>	<u>2004-05</u>	<u>2003-04</u>
		<u>Total</u>	<u>Total</u>	<u>Total</u>	<u>Total</u>	<u>Total</u>
Unrestricted	\$	252,802	918,159	338,306	515,844	144,657
Restricted - PP&E		-	-	300,000	12,000	480,000
Restricted - Other		411,881	152,847	256,445	158,198	415,365
Endowment		51,809	41,701	27,061	75,908	54,377
Total	\$	<u>716,492</u>	<u>1,112,707</u>	<u>921,812</u>	<u>761,950</u>	<u>1,094,399</u>

<u>Empire State</u>		<u>2007-08</u>	<u>2006-07</u>	<u>2005-06</u>	<u>2004-05</u>	<u>2003-04</u>
		<u>Total</u>	<u>Total</u>	<u>Total</u>	<u>Total</u>	<u>Total</u>
Unrestricted	\$	423,617	381,481	782,898	409,738	418,641
Restricted - PP&E		-	-	-	-	-
Restricted - Other		406,814	827,403	536,274	267,760	559,669
Endowment		465,103	521,801	178,205	126,494	143,568
Total	\$	<u>1,295,534</u>	<u>1,730,685</u>	<u>1,497,377</u>	<u>803,992</u>	<u>1,121,878</u>

<u>Farmingdale</u>		<u>2007-08</u>	<u>2006-07</u>	<u>2005-06</u>	<u>2004-05</u>	<u>2003-04</u>
		<u>Total</u>	<u>Total</u>	<u>Total</u>	<u>Total</u>	<u>Total</u>
Unrestricted	\$	498,613	555,978	522,279	322,381	140,976
Restricted - PP&E		-	-	-	170,446	12,000
Restricted - Other		372,463	276,824	344,966	434,261	798,086
Endowment		-	-	-	-	-
Total	\$	<u>871,076</u>	<u>832,802</u>	<u>867,245</u>	<u>927,088</u>	<u>951,062</u>

FUNDRAISING SURVEY REPORT
Summary of Gifts By Campus
State-Operated Campuses and Statutory Colleges
Five-year Fundraising Summary by Campus

Forestry		2007-08	2006-07	2005-06	2004-05	2003-04
		Total	Total	Total	Total	Total
Unrestricted	\$	515,564	458,475	444,064	453,044	406,295
Restricted - PP&E		-	-	-	-	181,529
Restricted - Other		561,608	466,748	651,004	658,995	968,159
Endowment		735,074	769,132	441,488	539,059	900,610
Total	\$	<u>1,812,246</u>	<u>1,694,355</u>	<u>1,536,556</u>	<u>1,651,098</u>	<u>2,456,593</u>

Fredonia		2007-08	2006-07	2005-06	2004-05	2003-04
		Total	Total	Total	Total	Total
Unrestricted	\$	451,784	212,327	398,110	203,246	173,101
Restricted - PP&E		-	-	-	-	-
Restricted - Other		780,277	906,130	704,980	651,144	857,360
Endowment		1,101,697	613,173	485,465	321,587	1,219,577
Total	\$	<u>2,333,758</u>	<u>1,731,630</u>	<u>1,588,555</u>	<u>1,175,977</u>	<u>2,250,038</u>

Geneseo		2007-08	2006-07	2005-06	2004-05	2003-04
		Total	Total	Total	Total	Total
Unrestricted	\$	548,907	481,599	1,270,448	1,386,218	497,115
Restricted - PP&E		-	-	-	-	-
Restricted - Other		766,086	949,783	804,299	1,086,531	1,056,978
Endowment		1,404,300	307,848	307,841	194,467	394,234
Total	\$	<u>2,719,293</u>	<u>1,739,230</u>	<u>2,382,588</u>	<u>2,667,216</u>	<u>1,948,327</u>

Levin Institute		2007-08	2006-07	2005-06	2004-05	2003-04
		Total	Total	Total	Total	Total
Unrestricted	\$	122,159	362,575	106,000	N/A	N/A
Restricted - PP&E		250,000	-	-	N/A	N/A
Restricted - Other		-	-	-	N/A	N/A
Endowment		-	-	-	N/A	N/A
Total	\$	<u>372,159</u>	<u>362,575</u>	<u>106,000</u>	N/A	N/A

Maritime		2007-08	2006-07	2005-06	2004-05	2003-04
		Total	Total	Total	Total	Total
Unrestricted	\$	24,125	12,429	-	25,537	-
Restricted - PP&E		96,808	322,364	-	-	-
Restricted - Other		643,186	323,101	400,612	271,903	-
Endowment		248,873	461,389	170,113	53,457	-
Total	\$	<u>1,012,992</u>	<u>1,119,283</u>	<u>570,725</u>	<u>350,897</u>	<u>-</u>

FUNDRAISING SURVEY REPORT
Summary of Gifts By Campus
State-Operated Campuses and Statutory Colleges
Five-year Fundraising Summary by Campus

<u>Morrisville</u>		<u>2007-08</u>	<u>2006-07</u>	<u>2005-06</u>	<u>2004-05</u>	<u>2003-04</u>
		<u>Total</u>	<u>Total</u>	<u>Total</u>	<u>Total</u>	<u>Total</u>
Unrestricted	\$	354,331	347,847	421,648	433,652	320,512
Restricted - PP&E		-	-	-	-	-
Restricted - Other		1,817,367	1,406,363	1,906,653	1,411,599	1,817,450
Endowment		139,541	201,206	104,864	127,921	89,109
Total	\$	<u>2,311,239</u>	<u>1,955,416</u>	<u>2,433,165</u>	<u>1,973,172</u>	<u>2,227,071</u>

<u>New Paltz</u>		<u>2007-08</u>	<u>2006-07</u>	<u>2005-06</u>	<u>2004-05</u>	<u>2003-04</u>
		<u>Total</u>	<u>Total</u>	<u>Total</u>	<u>Total</u>	<u>Total</u>
Unrestricted	\$	326,434	290,962	304,423	320,054	336,133
Restricted - PP&E		542,802	385,623	514,720	616,235	330,851
Restricted - Other		595,560	536,808	464,032	362,685	363,308
Endowment		658,719	305,811	551,671	1,204,325	248,021
Total	\$	<u>2,123,515</u>	<u>1,519,204</u>	<u>1,834,846</u>	<u>2,503,299</u>	<u>1,278,313</u>

<u>Old Westbury</u>		<u>2007-08</u>	<u>2006-07</u>	<u>2005-06</u>	<u>2004-05</u>	<u>2003-04</u>
		<u>Total</u>	<u>Total</u>	<u>Total</u>	<u>Total</u>	<u>Total</u>
Unrestricted	\$	152,183	213,444	136,685	46,500	166,169
Restricted - PP&E		76,156	52,935	5,978	16,651	-
Restricted - Other		390,146	450,335	552,847	577,219	422,666
Endowment		-	-	-	-	-
Total	\$	<u>618,485</u>	<u>716,714</u>	<u>695,510</u>	<u>640,370</u>	<u>588,835</u>

<u>Oneonta</u>		<u>2007-08</u>	<u>2006-07</u>	<u>2005-06</u>	<u>2004-05</u>	<u>2003-04</u>
		<u>Total</u>	<u>Total</u>	<u>Total</u>	<u>Total</u>	<u>Total</u>
Unrestricted	\$	404,539	492,944	443,903	403,239	383,735
Restricted - PP&E		-	-	-	1,000	-
Restricted - Other		250,120	214,149	169,326	4,072,325	189,359
Endowment		1,600,303	2,280,926	1,507,184	1,583,463	1,333,178
Total	\$	<u>2,254,962</u>	<u>2,988,019</u>	<u>2,120,413</u>	<u>6,060,027</u>	<u>1,906,272</u>

<u>Optometry</u>		<u>2007-08</u>	<u>2006-07</u>	<u>2005-06</u>	<u>2004-05</u>	<u>2003-04</u>
		<u>Total</u>	<u>Total</u>	<u>Total</u>	<u>Total</u>	<u>Total</u>
Unrestricted	\$	308,412	650,991	322,617	363,449	373,457
Restricted - PP&E		-	-	-	-	-
Restricted - Other		522,562	275,974	570,832	730,538	535,942
Endowment		-	-	-	-	-
Total	\$	<u>830,974</u>	<u>926,965</u>	<u>893,449</u>	<u>1,093,987</u>	<u>909,399</u>

FUNDRAISING SURVEY REPORT
Summary of Gifts By Campus
State-Operated Campuses and Statutory Colleges
Five-year Fundraising Summary by Campus

<u>Oswego</u>		<u>2007-08</u>	<u>2006-07</u>	<u>2005-06</u>	<u>2004-05</u>	<u>2003-04</u>
		<u>Total</u>	<u>Total</u>	<u>Total</u>	<u>Total</u>	<u>Total</u>
Unrestricted	\$	660,019	589,711	541,072	557,785	521,040
Restricted - PP&E		601,218	312,278	301,023	255,248	151,461
Restricted - Other		1,881,193	1,846,430	1,340,083	1,237,487	1,059,937
Endowment		583,840	1,172,174	257,337	465,279	494,633
Total	\$	<u>3,726,270</u>	<u>3,920,593</u>	<u>2,439,515</u>	<u>2,515,799</u>	<u>2,227,071</u>

<u>Plattsburgh</u>		<u>2007-08</u>	<u>2006-07</u>	<u>2005-06</u>	<u>2004-05</u>	<u>2003-04</u>
		<u>Total</u>	<u>Total</u>	<u>Total</u>	<u>Total</u>	<u>Total</u>
Unrestricted	\$	650,575	551,716	301,990	310,106	340,273
Restricted - PP&E		230,074	170,452	185,219	-	-
Restricted - Other		321,013	471,418	517,762	945,836	806,073
Endowment		1,464,157	541,818	546,118	123,049	124,818
Total	\$	<u>2,665,819</u>	<u>1,735,404</u>	<u>1,551,089</u>	<u>1,378,991</u>	<u>1,271,164</u>

<u>Potsdam</u>		<u>2007-08</u>	<u>2006-07</u>	<u>2005-06</u>	<u>2004-05</u>	<u>2003-04</u>
		<u>Total</u>	<u>Total</u>	<u>Total</u>	<u>Total</u>	<u>Total</u>
Unrestricted	\$	398,034	243,645	217,461	252,157	220,214
Restricted - PP&E		22,282	137,799	2,533	58,961	321,935
Restricted - Other		1,262,331	2,320,029	1,296,497	1,069,855	1,032,946
Endowment		1,913,734	587,445	769,625	1,605,494	975,897
Total	\$	<u>3,596,381</u>	<u>3,288,918</u>	<u>2,286,116</u>	<u>2,986,467</u>	<u>2,550,992</u>

<u>Purchase</u>		<u>2007-08</u>	<u>2006-07</u>	<u>2005-06</u>	<u>2004-05</u>	<u>2003-04</u>
		<u>Total</u>	<u>Total</u>	<u>Total</u>	<u>Total</u>	<u>Total</u>
Unrestricted	\$	324,600	292,810	288,000	326,000	322,000
Restricted - PP&E		669,700	-	307,000	213,550	-
Restricted - Other		4,516,221	6,821,131	3,541,000	3,901,554	4,112,300
Endowment		2,903,100	-	716,000	544,000	680,000
Total	\$	<u>8,413,621</u>	<u>7,113,941</u>	<u>4,852,000</u>	<u>4,985,104</u>	<u>5,114,300</u>

<u>Stony Brook</u>		<u>2007-08</u>	<u>2006-07</u>	<u>2005-06</u>	<u>2004-05</u>	<u>2003-04</u>
		<u>Total</u>	<u>Total</u>	<u>Total</u>	<u>Total</u>	<u>Total</u>
Unrestricted	\$	346,495	429,480	354,271	347,388	435,212
Restricted - PP&E		23,000	590,208	429,438	154,416	1,052,188
Restricted - Other		16,743,019	17,616,236	31,828,578	18,758,438	19,241,857
Endowment		5,882,613	6,587,590	3,450,830	3,142,515	1,838,180
Total	\$	<u>22,995,127</u>	<u>25,223,514</u>	<u>36,063,117</u>	<u>22,402,757</u>	<u>22,567,437</u>

FUNDRAISING SURVEY REPORT
Summary of Gifts By Campus
State-Operated Campuses and Statutory Colleges
Five-year Fundraising Summary by Campus

<u>Syracuse</u>		<u>2007-08</u>	<u>2006-07</u>	<u>2005-06</u>	<u>2004-05</u>	<u>2003-04</u>
		<u>Total</u>	<u>Total</u>	<u>Total</u>	<u>Total</u>	<u>Total</u>
Unrestricted	\$	522,141	410,798	353,021	378,243	437,045
Restricted - PP&E		2,672,111	4,366,387	5,103,250	61,118	19,100
Restricted - Other		4,395,884	3,644,378	3,318,028	4,943,971	3,855,393
Endowment		1,715,088	735,683	1,067,230	1,836,504	504,252
Total	\$	<u>9,305,224</u>	<u>9,157,246</u>	<u>9,841,529</u>	<u>7,219,836</u>	<u>4,815,790</u>

<u>Technology</u>		<u>2007-08</u>	<u>2006-07</u>	<u>2005-06</u>	<u>2004-05</u>	<u>2003-04</u>
		<u>Total</u>	<u>Total</u>	<u>Total</u>	<u>Total</u>	<u>Total</u>
Unrestricted	\$	104,373	135,171	172,514	122,952	139,210
Restricted - PP&E		-	-	119,057	33,025	2,349
Restricted - Other		113,637	-	-	111,860	128,688
Endowment		-	151,172	161,097	58,786	155,269
Total	\$	<u>218,010</u>	<u>286,343</u>	<u>452,668</u>	<u>326,623</u>	<u>425,516</u>

<u>Summary</u>		<u>2007-08</u>	<u>2006-07</u>	<u>2005-06</u>	<u>2004-05</u>	<u>2003-04</u>
		<u>Total</u>	<u>Total</u>	<u>Total</u>	<u>Total</u>	<u>Total</u>
Unrestricted	\$	23,272,917	20,807,478	23,605,304	25,422,291	18,244,600
Restricted - PP&E		23,239,085	35,635,127	112,727,184	12,171,402	101,712,625
Restricted - Other		96,319,048	85,411,614	95,096,812	86,315,215	89,520,559
Endowment		62,583,851	41,179,423	41,056,787	49,367,808	41,654,118
Total	\$	<u>205,414,901</u>	<u>183,033,642</u>	<u>272,486,087</u>	<u>173,276,715</u>	<u>251,131,902</u>

FUNDRAISING SURVEY REPORT
Summary of Gifts By Campus
Community Colleges
Five-year Fundraising Summary by Campus

<u>Adirondack</u>		2007-08	2006-07	2005-06	2004-05	2003-04
		<u>Total</u>	<u>Total</u>	<u>Total</u>	<u>Total</u>	<u>Total</u>
Unrestricted	\$	137,495	126,698	785,020	786,635	154,844
Restricted - PP&E		181,488	224,687	-	-	-
Restricted - Other		71,746	73,512	350,921	44,208	196,670
Endowment		-	33,750	-	-	-
Total	\$	<u>390,729</u>	<u>458,647</u>	<u>1,135,941</u>	<u>830,843</u>	<u>351,514</u>
<u>Broome</u>		2007-08	2006-07	2005-06	2004-05	2003-04
		<u>Total</u>	<u>Total</u>	<u>Total</u>	<u>Total</u>	<u>Total</u>
Unrestricted	\$	191,396	198,323	168,171	428,247	220,303
Restricted - PP&E		26,698	55,245	-	4,000	15,494
Restricted - Other		631,218	790,587	679,767	562,583	477,019
Endowment		130,047	223,653	214,721	131,748	261,550
Total	\$	<u>979,359</u>	<u>1,267,808</u>	<u>1,062,659</u>	<u>1,126,578</u>	<u>974,366</u>
<u>Cayuga County</u>		2007-08	2006-07	2005-06	2004-05	2003-04
		<u>Total</u>	<u>Total</u>	<u>Total</u>	<u>Total</u>	<u>Total</u>
Unrestricted	\$	387,357	58,484	58,117	67,040	67,371
Restricted - PP&E		22,668	80,330	553,646	326,183	251,312
Restricted - Other		958,652	272,156	114,042	247,391	132,871
Endowment		92,905	645,224	99,093	92,540	181,233
Total	\$	<u>1,461,582</u>	<u>1,056,194</u>	<u>824,898</u>	<u>733,154</u>	<u>632,787</u>
<u>Clinton</u>		2007-08	2006-07	2005-06	2004-05	2003-04
		<u>Total</u>	<u>Total</u>	<u>Total</u>	<u>Total</u>	<u>Total</u>
Unrestricted	\$	35,336	1,096,958	139,770	42,876	117,648
Restricted - PP&E		10,000	-	-	-	-
Restricted - Other		483,592	308,594	158,221	171,704	99,065
Endowment		254,750	42,100	-	57,774	-
Total	\$	<u>783,678</u>	<u>1,447,652</u>	<u>297,991</u>	<u>272,354</u>	<u>216,713</u>
<u>Columbia-Greene</u>		2007-08	2006-07	2005-06	2004-05	2003-04
		<u>Total</u>	<u>Total</u>	<u>Total</u>	<u>Total</u>	<u>Total</u>
Unrestricted	\$	125,753	211,980	104,392	346,300	92,411
Restricted - PP&E		-	-	-	-	-
Restricted - Other		-	-	-	760,000	-
Endowment		-	-	-	-	-
Total	\$	<u>125,753</u>	<u>211,980</u>	<u>104,392</u>	<u>1,106,300</u>	<u>92,411</u>

FUNDRAISING SURVEY REPORT
Summary of Gifts By Campus
Community Colleges
Five-year Fundraising Summary by Campus

Corning		2007-08	2006-07	2005-06	2004-05	2003-04
		Total	Total	Total	Total	Total
Unrestricted	\$	81,443	36,763	84,574	113,032	46,583
Restricted - PP&E		524,252	80,004	463,854	8,566	29,865
Restricted - Other		211,992	49,274	164,476	64,069	48,278
Endowment		144,264	38,893	128,737	36,831	37,313
Total	\$	961,951	204,934	841,641	222,498	162,039

Dutchess		2007-08	2006-07	2005-06	2004-05	2003-04
		Total	Total	Total	Total	Total
Unrestricted	\$	475,209	208,693	246,252	176,813	187,976
Restricted - PP&E		245,965	288,464	351,881	137,959	106,613
Restricted - Other		538,286	249,360	156,229	210,951	122,355
Endowment		151,753	317,849	907,733	420,270	227,229
Total	\$	1,411,213	1,064,366	1,662,095	945,993	644,173

Erie		2007-08	2006-07	2005-06	2004-05	2003-04
		Total	Total	Total	Total	Total
Unrestricted	\$	124,915	110,424	189,396	187,184	240,057
Restricted - PP&E		-	-	-	-	-
Restricted - Other		593,637	655,959	378,289	769,626	385,113
Endowment		7,012	96,159	65,884	90,456	6,801
Total	\$	725,564	862,542	633,569	1,047,266	631,971

Fashion Institute of Technology		2007-08	2006-07	2005-06	2004-05	2003-04
		Total	Total	Total	Total	Total
Unrestricted	\$	1,232,361	1,160,109	1,370,301	1,225,488	120,541
Restricted - PP&E		-	-	1,650,000	1,734,681	1,796,686
Restricted - Other		3,197,990	2,778,119	1,048,572	1,312,068	1,886,353
Endowment		1,603,611	779,417	1,110,587	1,897,716	757,025
Total	\$	6,033,962	4,717,645	5,179,460	6,169,953	4,560,605

Finger Lakes		2007-08	2006-07	2005-06	2004-05	2003-04
		Total	Total	Total	Total	Total
Unrestricted	\$	18,091	40,188	10,366	30,928	21,100
Restricted - PP&E		30,906	7,481	12,971	-	32,500
Restricted - Other		173,135	158,446	157,343	235,850	190,803
Endowment		27,007	36,795	15,647	8,304	7,920
Total	\$	249,139	242,910	196,327	275,082	252,323

FUNDRAISING SURVEY REPORT
Summary of Gifts By Campus
Community Colleges
Five-year Fundraising Summary by Campus

<u>Fulton Montgomery</u>		<u>2007-08</u>	<u>2006-07</u>	<u>2005-06</u>	<u>2004-05</u>	<u>2003-04</u>
		<u>Total</u>	<u>Total</u>	<u>Total</u>	<u>Total</u>	<u>Total</u>
Unrestricted	\$	83,249	57,668	70,238	43,530	92,145
Restricted - PP&E		33,053	-	-	-	2,600
Restricted - Other		126,784	78,698	155,573	91,000	88,852
Endowment		95,720	226,285	-	49,155	15,485
Total	\$	<u>338,806</u>	<u>362,651</u>	<u>225,811</u>	<u>183,685</u>	<u>199,082</u>

<u>Genesee</u>		<u>2007-08</u>	<u>2006-07</u>	<u>2005-06</u>	<u>2004-05</u>	<u>2003-04</u>
		<u>Total</u>	<u>Total</u>	<u>Total</u>	<u>Total</u>	<u>Total</u>
Unrestricted	\$	242,003	221,684	188,186	140,845	147,747
Restricted - PP&E		143,828	162,181	270,107	187,830	95,065
Restricted - Other		103,154	101,554	110,304	135,920	139,240
Endowment		89,545	58,791	38,798	63,072	170,012
Total	\$	<u>578,530</u>	<u>544,210</u>	<u>607,395</u>	<u>527,667</u>	<u>552,064</u>

<u>Herkimer County</u>		<u>2007-08</u>	<u>2006-07</u>	<u>2005-06</u>	<u>2004-05</u>	<u>2003-04</u>
		<u>Total</u>	<u>Total</u>	<u>Total</u>	<u>Total</u>	<u>Total</u>
Unrestricted	\$	51,493	146,113	139,589	56,072	112,164
Restricted - PP&E		13,333	-	-	-	-
Restricted - Other		22,575	27,033	25,219	19,790	7,818
Endowment		81,602	36,084	167,497	45,198	248,805
Total	\$	<u>169,003</u>	<u>209,230</u>	<u>332,305</u>	<u>121,060</u>	<u>368,787</u>

<u>Hudson Valley</u>		<u>2007-08</u>	<u>2006-07</u>	<u>2005-06</u>	<u>2004-05</u>	<u>2003-04</u>
		<u>Total</u>	<u>Total</u>	<u>Total</u>	<u>Total</u>	<u>Total</u>
Unrestricted	\$	216,317	244,325	229,461	222,066	202,189
Restricted - PP&E		-	137,886	275,140	146,101	25,208
Restricted - Other		725,575	300,779	295,090	238,940	40,175
Endowment		98,088	229,682	434,775	164,216	734,500
Total	\$	<u>1,039,980</u>	<u>912,672</u>	<u>1,234,466</u>	<u>771,323</u>	<u>1,002,072</u>

<u>Jamestown</u>		<u>2007-08</u>	<u>2006-07</u>	<u>2005-06</u>	<u>2004-05</u>	<u>2003-04</u>
		<u>Total</u>	<u>Total</u>	<u>Total</u>	<u>Total</u>	<u>Total</u>
Unrestricted	\$	70,373	82,127	60,779	83,290	25,770
Restricted - PP&E		390,983	408,898	278,384	567,200	312,023
Restricted - Other		207,111	218,146	283,823	466,478	235,916
Endowment		1,281,575	180,764	512,879	545,682	394,749
Total	\$	<u>1,950,042</u>	<u>889,935</u>	<u>1,135,865</u>	<u>1,662,650</u>	<u>968,458</u>

FUNDRAISING SURVEY REPORT
Summary of Gifts By Campus
Community Colleges
Five-year Fundraising Summary by Campus

<u>Jefferson</u>		<u>2007-08</u>	<u>2006-07</u>	<u>2005-06</u>	<u>2004-05</u>	<u>2003-04</u>
		<u>Total</u>	<u>Total</u>	<u>Total</u>	<u>Total</u>	<u>Total</u>
Unrestricted	\$	147,409	140,562	109,888	71,250	90,153
Restricted - PP&E		260	260	250	530	648
Restricted - Other		85,681	119,602	69,516	64,505	67,442
Endowment		<u>440,109</u>	<u>362,108</u>	<u>134,899</u>	<u>118,250</u>	<u>129,214</u>
Total	\$	<u>673,459</u>	<u>622,532</u>	<u>314,553</u>	<u>254,535</u>	<u>287,457</u>
<u>Mohawk Valley</u>		<u>2007-08</u>	<u>2006-07</u>	<u>2005-06</u>	<u>2004-05</u>	<u>2003-04</u>
		<u>Total</u>	<u>Total</u>	<u>Total</u>	<u>Total</u>	<u>Total</u>
Unrestricted	\$	-	464,123	491,248	216,166	-
Restricted - PP&E		-	-	340,500	-	-
Restricted - Other		-	339,428	372,131	442,974	-
Endowment		-	<u>394,455</u>	-	-	-
Total	\$	<u>-</u>	<u>1,198,006</u>	<u>1,203,879</u>	<u>659,140</u>	<u>-</u>
<u>Monroe</u>		<u>2007-08</u>	<u>2006-07</u>	<u>2005-06</u>	<u>2004-05</u>	<u>2003-04</u>
		<u>Total</u>	<u>Total</u>	<u>Total</u>	<u>Total</u>	<u>Total</u>
Unrestricted	\$	952,138	1,047,546	612,786	706,567	904,052
Restricted - PP&E		2,058,822	1,805,969	637,753	485,000	-
Restricted - Other		1,698,843	847,025	970,829	1,434,721	1,426,862
Endowment		<u>924,472</u>	<u>140,546</u>	<u>229,499</u>	<u>233,603</u>	<u>93,707</u>
Total	\$	<u>5,634,275</u>	<u>3,841,086</u>	<u>2,450,867</u>	<u>2,859,891</u>	<u>2,424,621</u>
<u>Nassau</u>		<u>2007-08</u>	<u>2006-07</u>	<u>2005-06</u>	<u>2004-05</u>	<u>2003-04</u>
		<u>Total</u>	<u>Total</u>	<u>Total</u>	<u>Total</u>	<u>Total</u>
Unrestricted	\$	139,246	242,058	10,825	1,127	880
Restricted - PP&E		-	-	-	-	225,000
Restricted - Other		182,225	461,019	346,771	344,602	323,577
Endowment		-	-	-	-	-
Total	\$	<u>321,471</u>	<u>703,077</u>	<u>357,596</u>	<u>345,729</u>	<u>549,457</u>
<u>Niagara County</u>		<u>2007-08</u>	<u>2006-07</u>	<u>2005-06</u>	<u>2004-05</u>	<u>2003-04</u>
		<u>Total</u>	<u>Total</u>	<u>Total</u>	<u>Total</u>	<u>Total</u>
Unrestricted	\$	409,003	369,768	381,667	136,208	451,888
Restricted - PP&E		12,126	3,617	4,912	-	-
Restricted - Other		176,888	97,897	120,734	56,660	69,966
Endowment		-	<u>231,472</u>	-	<u>205,123</u>	<u>186,109</u>
Total	\$	<u>598,017</u>	<u>702,754</u>	<u>507,313</u>	<u>397,991</u>	<u>707,963</u>

FUNDRAISING SURVEY REPORT
Summary of Gifts By Campus
Community Colleges
Five-year Fundraising Summary by Campus

<u>North Country</u>		<u>2007-08</u>	<u>2006-07</u>	<u>2005-06</u>	<u>2004-05</u>	<u>2003-04</u>
		<u>Total</u>	<u>Total</u>	<u>Total</u>	<u>Total</u>	<u>Total</u>
Unrestricted	\$	131,028	37,204	30,830	759	600
Restricted - PP&E		-	-	1,000	602,781	13,601
Restricted - Other		-	-	7,915	32,311	28,563
Endowment		-	-	-	-	-
Total	\$	<u>131,028</u>	<u>37,204</u>	<u>39,745</u>	<u>635,851</u>	<u>42,764</u>
<u>Onondaga</u>		<u>2007-08</u>	<u>2006-07</u>	<u>2005-06</u>	<u>2004-05</u>	<u>2003-04</u>
		<u>Total</u>	<u>Total</u>	<u>Total</u>	<u>Total</u>	<u>Total</u>
Unrestricted	\$	77,536	80,092	218,067	113,466	140,335
Restricted - PP&E		90,000	-	10,000	15,000	250,000
Restricted - Other		306,440	497,712	89,069	277,723	231,442
Endowment		681,280	12,750	8,590	22,952	-
Total	\$	<u>1,155,256</u>	<u>590,554</u>	<u>325,726</u>	<u>429,141</u>	<u>621,777</u>
<u>Orange County</u>		<u>2007-08</u>	<u>2006-07</u>	<u>2005-06</u>	<u>2004-05</u>	<u>2003-04</u>
		<u>Total</u>	<u>Total</u>	<u>Total</u>	<u>Total</u>	<u>Total</u>
Unrestricted	\$	155,925	253,552	42,552	45,600	14,624
Restricted - PP&E		-	-	-	-	-
Restricted - Other		327,214	24,771	702,811	229,677	313,350
Endowment		-	-	-	-	-
Total	\$	<u>483,139</u>	<u>278,323</u>	<u>745,363</u>	<u>275,277</u>	<u>327,974</u>
<u>Rockland</u>		<u>2007-08</u>	<u>2006-07</u>	<u>2005-06</u>	<u>2004-05</u>	<u>2003-04</u>
		<u>Total</u>	<u>Total</u>	<u>Total</u>	<u>Total</u>	<u>Total</u>
Unrestricted	\$	106,554	136,070	138,433	198,897	147,431
Restricted - PP&E		-	-	-	-	-
Restricted - Other		144,327	174,308	190,586	36,900	104,000
Endowment		93,114	-	-	-	32,633
Total	\$	<u>343,995</u>	<u>310,378</u>	<u>329,019</u>	<u>235,797</u>	<u>284,064</u>
<u>Schenectady County</u>		<u>2007-08</u>	<u>2006-07</u>	<u>2005-06</u>	<u>2004-05</u>	<u>2003-04</u>
		<u>Total</u>	<u>Total</u>	<u>Total</u>	<u>Total</u>	<u>Total</u>
Unrestricted	\$	175,861	786,908	660,372	123,880	107,488
Restricted - PP&E		149,970	-	-	-	-
Restricted - Other		133,364	212,866	135,415	194,414	171,394
Endowment		154,003	246,709	71,816	521,067	85,161
Total	\$	<u>613,198</u>	<u>1,246,483</u>	<u>867,603</u>	<u>839,361</u>	<u>364,043</u>

FUNDRAISING SURVEY REPORT
Summary of Gifts By Campus
Community Colleges
Five-year Fundraising Summary by Campus

<u>Suffolk County</u>		<u>2007-08</u>	<u>2006-07</u>	<u>2005-06</u>	<u>2004-05</u>	<u>2003-04</u>
		<u>Total</u>	<u>Total</u>	<u>Total</u>	<u>Total</u>	<u>Total</u>
Unrestricted	\$	1,310,086	279,307	245,078	391,410	244,708
Restricted - PP&E		-	-	-	-	-
Restricted - Other		4,549,028	595,087	783,286	626,131	822,866
Endowment		-	-	-	-	-
Total	\$	<u>5,859,114</u>	<u>874,394</u>	<u>1,028,364</u>	<u>1,017,541</u>	<u>1,067,574</u>
<u>Sullivan County</u>		<u>2007-08</u>	<u>2006-07</u>	<u>2005-06</u>	<u>2004-05</u>	<u>2003-04</u>
		<u>Total</u>	<u>Total</u>	<u>Total</u>	<u>Total</u>	<u>Total</u>
Unrestricted	\$	1,389	229	600,000	-	-
Restricted - PP&E		24,600	68,521	275,471	148,437	352,896
Restricted - Other		108,745	158,715	116,975	85,158	83,778
Endowment		-	-	-	-	-
Total	\$	<u>134,734</u>	<u>227,465</u>	<u>992,446</u>	<u>233,595</u>	<u>436,674</u>
<u>Tompkins Cortland</u>		<u>2007-08</u>	<u>2006-07</u>	<u>2005-06</u>	<u>2004-05</u>	<u>2003-04</u>
		<u>Total</u>	<u>Total</u>	<u>Total</u>	<u>Total</u>	<u>Total</u>
Unrestricted	\$	43,708	100,742	58,825	48,841	887,570
Restricted - PP&E		1,600	102,002	61,951	803,940	75,501
Restricted - Other		2,120,688	61,587	186,276	140,260	965,234
Endowment		-	-	10,000	-	23,496
Total	\$	<u>2,165,996</u>	<u>264,331</u>	<u>317,052</u>	<u>993,041</u>	<u>1,951,801</u>
<u>Ulster County</u>		<u>2007-08</u>	<u>2006-07</u>	<u>2005-06</u>	<u>2004-05</u>	<u>2003-04</u>
		<u>Total</u>	<u>Total</u>	<u>Total</u>	<u>Total</u>	<u>Total</u>
Unrestricted	\$	123,286	157,165	126,344	129,890	98,478
Restricted - PP&E		11,948	12,271	13,250	25,419	33,532
Restricted - Other		149,907	160,158	163,975	186,689	619,492
Endowment		-	-	-	-	-
Total	\$	<u>285,141</u>	<u>329,594</u>	<u>303,569</u>	<u>341,998</u>	<u>751,502</u>
<u>Westchester</u>		<u>2007-08</u>	<u>2006-07</u>	<u>2005-06</u>	<u>2004-05</u>	<u>2003-04</u>
		<u>Total</u>	<u>Total</u>	<u>Total</u>	<u>Total</u>	<u>Total</u>
Unrestricted	\$	564,198	1,118,357	624,653	585,884	651,543
Restricted - PP&E		837,108	1,265,346	3,254,084	2,642,427	839,530
Restricted - Other		2,300,149	1,151,721	1,710,954	1,306,888	834,396
Endowment		853,599	817,719	1,004,186	798,827	787,317
Total	\$	<u>4,555,054</u>	<u>4,353,143</u>	<u>6,593,877</u>	<u>5,334,026</u>	<u>3,112,786</u>

FUNDRAISING SURVEY REPORT
Summary of Gifts By Campus
Community Colleges
Five-year Fundraising Summary by Campus

<u>Summary</u>		<u>2007-08</u>	<u>2006-07</u>	<u>2005-06</u>	<u>2004-05</u>	<u>2003-04</u>
		<u>Total</u>	<u>Total</u>	<u>Total</u>	<u>Total</u>	<u>Total</u>
Unrestricted	\$	7,810,158	9,214,220	8,196,180	6,720,291	5,588,599
Restricted - PP&E		4,809,608	4,703,162	8,455,154	7,836,054	4,458,074
Restricted - Other		20,328,946	10,964,113	10,045,112	10,790,191	10,112,890
Endowment		7,204,456	5,151,205	5,155,341	5,502,784	4,380,259
Total	\$	<u>40,153,168</u>	<u>30,032,700</u>	<u>31,851,787</u>	<u>30,849,320</u>	<u>24,539,822</u>

FUNDRAISING SURVEY REPORT

Fundraising Survey Information and Glossary of Terms

For the 2007–08 Fiscal Year

Gifts included in this Survey:

The amounts reported in the Survey include only the cash, property, and gifts in-kind received as private charitable support during the institution's fiscal year. It DOES NOT include unfilled pledges and testamentary commitments in the gift totals.

Included as voluntary support (all gift and grant income):

- Gifts and grants to the institution, both for current operations and for capital purposes, regardless of form (cash, products, property, securities, life insurance contracts, etc.)
- Gifts and grants to affiliated foundations and organizations created to raise funds for the institution
- Securities, real estate, equipment, property or other noncash gifts, valued at fair market value by an independent appraiser
- Deferred gifts
- Cash value of life insurance contracts
- Insurance premiums paid by donors

Not included as voluntary support:

The following types of funds are not counted in the amounts reported in this report:

- Advertising revenue
- Alumni membership fees/dues
- Contract revenues, including sponsored research funds
- Contributed services, unless cash payments are returned as contributions
- Contributions from cities or regional governments, even though those entities may be incorporated
- Discounts on purchases
- Earned income, including transfer payments from medical or analogous practice plans
- Gifts from affiliated foundations and organizations to the institution (because they are counted when received by the foundation or organization, not when they are passed to the institution itself)
- Investment earnings on gifts, even if accrued during the fundraising reporting year, and even if required under the terms specified by the donor (the only exception permitted being interest accumulations counted in guaranteed investment instruments that mature within the reporting year, such as zero-coupon bonds)
- Government funds, whether local, state (including state matching grants), federal, or foreign
- Pledges (although the Financial Accounting Standards Board requires certain institutions to report unconditional pledges in their financial statements, these should not be included in annual gift totals of fundraising results)
- Revenue from special education programs
- Student financial aid when the gift is in support of a specific student identified by name
- Surplus income transfers from ticket-based operations, except for any amount equal to that permitted as a charitable deduction by the IRS

FUNDRAISING SURVEY REPORT

Fundraising Survey Information and Glossary of Terms

For the 2007–08 Fiscal Year

Not included as voluntary support (cont.):

- Testamentary commitments (bequest intentions)
- Tuition payments
- Value of deferred giving contracts terminated due to the death of the income beneficiary during the year

Outright Gifts for Current Operations Includes only outright gifts given specifically for current operations.

Unrestricted Includes outright gifts, including realized bequests (estate settlements), given by donors without any restriction, regardless of any subsequent designation by the institution to be used for current operations, to function as endowment, to construct facilities, or for other purposes. In cases where the donor expresses a preference for the gift's use but leaves the decision to the institution, the gift is reported as unrestricted.

Restricted Includes outright gifts for current operations that the donor has restricted for use in a particular purpose (i.e., scholarships, research, institutional support, athletics, etc.).

Outright Gifts for Capital Purposes — Includes only outright gifts for such purposes as property, buildings, equipment, endowment funds, and student loan funds.

Property, Buildings and Equipment Includes outright gifts of both real and personal property for the use by the institution; gifts made for the purpose of purchasing buildings, other facilities, equipment, and land for use of the institution; gifts restricted for construction or major renovation of buildings and other facilities; and gifts made for retirement of indebtedness.

Endowment Funds — Endowment funds are those that donors specify are to be retained and invested for income-producing purposes.

- **Endowment–Unrestricted** Includes outright gifts restricted by the donor for endowment, but for which the donor has made no restriction regarding the use of the income produced by the endowment, regardless of any subsequent allocation the institution may make.
- **Endowment–Restricted** Includes those outright gifts added to the endowment funds of the institution by donor direction, from which the income is limited by the donor for specific purposes or programs.

Loan Funds Includes outright gifts restricted by donors to be available for loans to students, faculty, and staff.

Deferred Gifts — Includes only deferred gifts established or added to in the reporting period. Such gifts include charitable gift annuities, charitable remainder trusts (including those administered outside the institution), gifts to pooled income funds, and remainder interests in property. Deferred gifts are reported at present value.

FUNDRAISING SURVEY REPORT

Institutional Grouping List

For the 2007–08 Fiscal Year

Doctoral Degree Granting

Institutions:

University at Albany
Binghamton University
University at Buffalo
University at Stony Brook
College of Ceramics at Alfred
Statutory Colleges at Cornell
College of Environmental Science
and Forestry
Health Science Center at Brooklyn
Health Science Center at Syracuse
College of Optometry

Comprehensive Colleges:

College at Brockport
College at Buffalo
College at Cortland
Empire State College
College at Fredonia
College at Geneseo
College at New Paltz
College at Old Westbury
College at Oneonta
College at Oswego
College at Plattsburgh
College at Potsdam
College at Purchase

Technology Colleges:

College of Technology at Alfred
College of Technology at Canton
College of Agriculture and
Technology at Cobleskill
College of Technology at Delhi
College of Technology at
Farmingdale
College of Agriculture and
Technology at Morrisville
Maritime College
Institute of Technology at
Utica/Rome

Community Colleges:

Adirondack
Broome
Cayuga County
Clinton
Columbia-Greene
Corning
Dutchess
Erie
Fashion Institute of Technology
Finger Lakes
Fulton-Montgomery
Genesee
Herkimer County
Hudson Valley
Jamestown
Jefferson
Mohawk Valley
Monroe
Nassau
Niagara County
North Country
Onondaga
Orange County
Rockland
Schenectady County
Suffolk County
Sullivan County
Tompkins Cortland
Ulster County
Westchester