



THE STATE UNIVERSITY *of* NEW YORK

FUNDRAISING  
*Survey Report*

Fiscal Year 2008-09



THE STATE UNIVERSITY OF NEW YORK

**\$3 billion challenge**

*sixty-four campuses – one vision*

## TABLE OF CONTENTS

	<u>Page(s)</u>
<b>SUNY \$3 BILLION CHALLENGE</b>	i
<b>I. INTRODUCTION</b>	1-2
<b>II. EXECUTIVE SUMMARY</b>	3-6
<b>III. SUMMARY OF GIFTS RECEIVED</b>	
State-operated campuses and statutory colleges.....	7
Community colleges .....	8
Total – all campuses .....	9
<b>IV. SUMMARY OF GIFTS BY TYPE</b>	
State-operated campuses and statutory colleges.....	10
Community colleges .....	11
<b>V. SUMMARY OF GIFTS BY SOURCE</b>	
State-operated campuses and statutory colleges.....	12
Community colleges .....	13
<b>VI. COMPARISON OF GIFTS BY CAMPUS TO THE PREVIOUS YEAR</b>	
State-operated campuses and statutory colleges.....	14-16
Community colleges .....	17-19
<b>VII. SUMMARY OF GIFTS BY CAMPUS</b>	
State-operated campuses and statutory colleges.....	20-26
Community colleges .....	27-33
<b>VIII. FIVE-YEAR FUNDRAISING SUMMARY BY CAMPUS</b>	
State-operated campuses and statutory colleges.....	34-40
Community colleges .....	41-47
<b>IX. FUNDRAISING SURVEY INFORMATION AND GLOSSARY OF TERMS.....</b>	48-50
<b>X. INSTITUTIONAL GROUPING .....</b>	51

STATE UNIVERSITY *of* NEW YORK

**For the 2009 Fiscal Year**

**SUNY \$3 BILLION CHALLENGE**

In the 2009 fiscal year The State University of New York’s campuses raised \$232.8 million in philanthropic support. The following pages provide a snap-shot of private support arranged by campus.

The SUNY \$3 Billion Challenge – 64 Campuses – One Vision was established in 2004 to leverage an earlier \$1 Billion SUNY Campaign. The Challenge was intended to act as a springboard to increase private philanthropic investment. The \$3 Billion Challenge created fundraising goals for each campus, based on their aspirant peers, to be achieved by June 30, 2012. Through FY2009, the SUNY system has raised \$2.476 billion towards the overall \$3 billion goal.

Fundraising Totals by Fiscal Year	
FY2004.....	\$275.7 million
FY2005.....	\$204.1 million
FY2006.....	\$304.3 million
FY2007.....	\$213.0 million
FY2008.....	\$245.6 million
FY2009.....	\$232.8 million
<hr/>	
Total.....	\$1.476 billion
Previous Campaign.....	\$1 billion
<hr/>	
Grand Total Toward \$3 Billion.....	\$2.476 billion

# FUNDRAISING SURVEY REPORT

For the 2008–09 Fiscal Year

## INTRODUCTION

The State University of New York has compiled the Fundraising Survey Report using *CASE Management Reporting Standards* for reporting annual fundraising results. Information contained in this report may be used as an effective mechanism to monitor progress in achieving SUNY campaign and individual campus goals, to facilitate comparisons among peers within and outside the State University, and to share fundraising “best practices”. To ensure these comparisons are meaningful and accurate, the State-operated campuses and community colleges are asked to follow the applicable reporting standards when completing the CAE Voluntary Support of Education (VSE) survey form used to compile the information in this report.

A brief overview and description of the contents of the *Fundraising Survey Report* for the 2008-09 fiscal year follows:

*Executive Summary* (pages 3-6) – Presents a summary of University-wide fundraising information with comparisons to the previous year and five-year trend information for all colleges and universities.

*Summary of Gifts Received* (pages 7-9) – Reflects the compiled results of the survey completed by the colleges and universities with a comparison to the previous year’s totals. The schedule provides detail of the types of restrictions placed on gifts, the total outright gifts and deferred gifts.

*Summary of Gifts by Type* (pages 10-11) – Displays the total gifts by colleges and universities (in descending dollar order) by type of gift. The classification types are:

- Unrestricted - gifts given without any restriction.
- Restricted for property, plant and equipment (PP&E) - gifts of real and personal property or gifts that the donor has restricted to use for purchasing, constructing, renovating, or retiring debt of buildings, equipment, land or facilities.
- Restricted other - gifts that the donor has restricted to use for a particular purpose (i.e., scholarships, research, institutional support, athletics, etc.)
- Endowment - gifts that donors specify are to be retained and invested for income-producing purposes. The income on these gifts can be unrestricted or restricted.

*Summary of Gifts by Source* (pages 12-13) – Displays the total gifts by colleges and universities (in descending order) by the source of gift (i.e., individuals or corporations/foundations).

*Comparison of Gifts by Campus to the Previous Year* (pages 14-19) – Reflects a comparison (increase or decrease and percentage change) of gifts received by campus in the current year versus the previous year in total, from individuals, and from corporations/foundations.

# FUNDRAISING SURVEY REPORT

For the 2008–09 Fiscal Year

## INTRODUCTION, cont.

*Summary of Gifts by Campus* (pages 20-33) – Provides a summary of gifts (source and type) by campus and a comparison to the previous year total.

*Five-Year Fundraising Summary by Campus* (pages 34-47) – Provides a summary of gifts by type for each campus and combined total for the past five years (i.e., 2004-05 through 2008-09).

*Fundraising Survey Information and Glossary of Terms* (pages 48-50) – Provides a brief description of what constitutes a gift as well as definitions of terms used in this report.

*Institutional Grouping List* (page 51) – Listing of the State University campuses by common classification.

# FUNDRAISING SURVEY REPORT

For the 2008-09 Fiscal Year

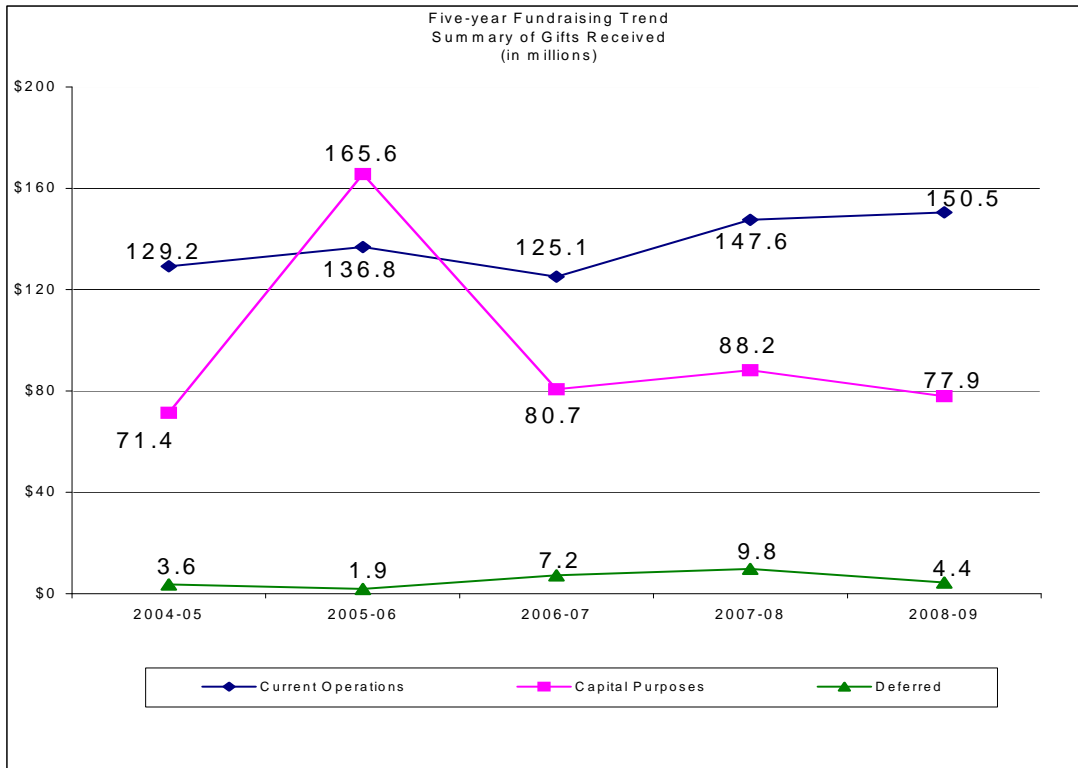
## EXECUTIVE SUMMARY

The amounts reported in this survey include cash, property and gifts-in-kind received as private, charitable support during the fiscal year. Based on the survey completed by the colleges and universities for the 2008-09 fiscal year, total gifts received were \$232.8 million, a decrease of \$12.7 million compared to the previous year. This result is primarily driven by decreases reported by the State-operated campuses and community colleges of \$3.4 million and \$9.3 million, respectively.

Outright gifts for current operations were \$150.5 million, outright gifts for capital purposes, including endowed gifts, totaled \$77.9 million, and deferred gifts were \$4.4 million. A summary of gifts compared to the previous fiscal year are shown below:

<i>Summary of Gifts:</i>	2008-09	2007-08	\$ Change
	(in thousands)		
<i>Current Operations</i>	\$ 150,556	147,619	2,937
<i>Capital Purposes</i>	77,897	88,183	(10,286)
<i>Deferred Gifts</i>	<u>4,368</u>	<u>9,766</u>	<u>(5,398)</u>
<i>Total</i>	\$ <u>232,821</u>	<u>245,568</u>	<u>(12,747)</u>

The five-year trend of gifts received by the State University is shown in the chart below. Outright gifts for current operations received in 2008-09 increased \$2.9 million, or 2 percent, over the prior year and \$12.7 million to the five-year average. Capital gifts decreased \$10.3 million, or 11.7 percent, in 2008-09 compared to the prior year, and \$18.9 million compared to the five-year average. Deferred gifts in 2008-09 decreased \$5.4 million compared to the prior year and by \$1 million compared to the five-year average.



# FUNDRAISING SURVEY REPORT

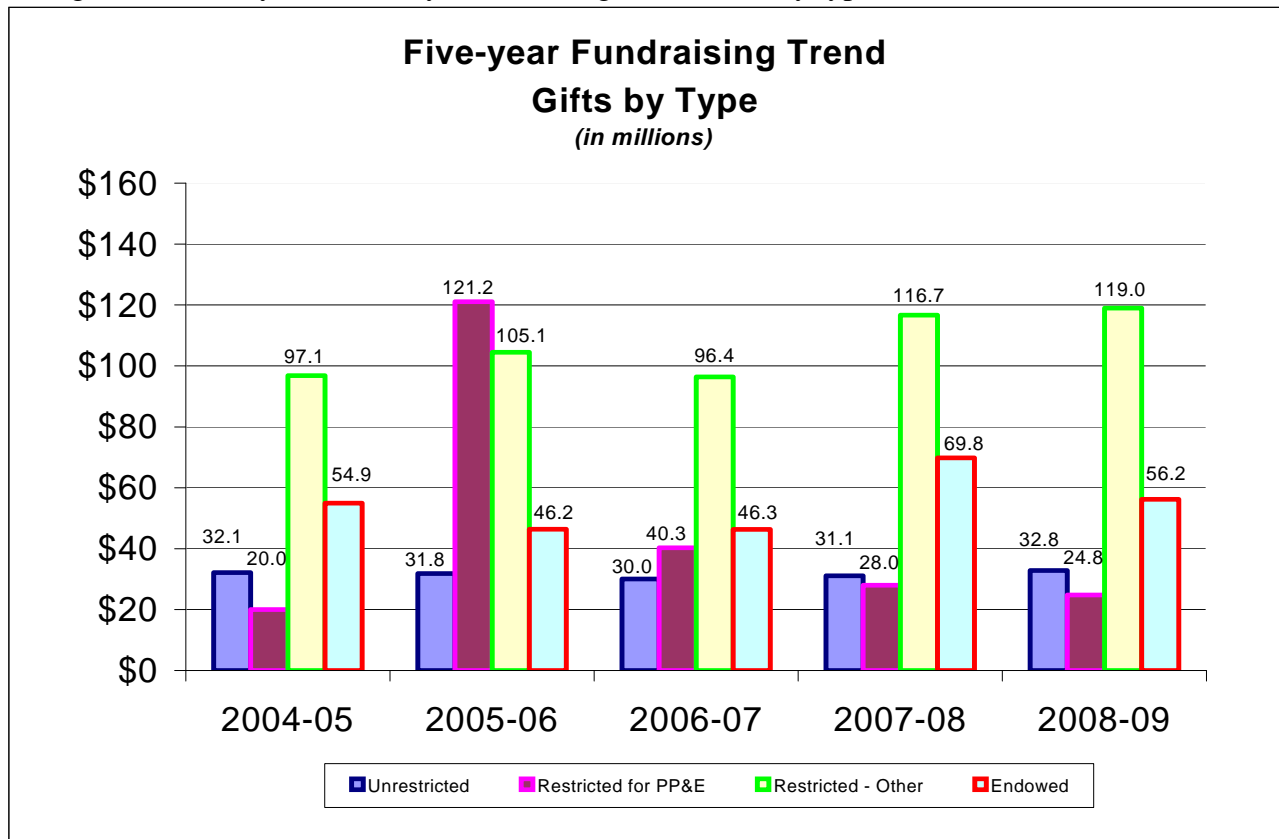
For the 2008–09 Fiscal Year

## EXECUTIVE SUMMARY, cont.

A summary of gifts by type compared to the previous fiscal year are shown in the table below. For 2008-09, 62 percent of the gifts received have restrictions on their use, 24 percent are endowed gifts – i.e., income producing gifts to be held in perpetuity, and approximately 14 percent are unrestricted. Compared to the previous fiscal year, gifts restricted for PP&E and endowed gifts decreased 11 percent and 19 percent, respectively, while unrestricted gifts and restricted gifts for other purposes increased by 5.5 percent and 2 percent, respectively.

<i>Types of Gifts</i>		2008-09	2007-08	\$ Change
		(in thousands)		
<i>Unrestricted</i>	\$	32,802	31,083	1,719
<i>Restricted for PP&amp;E</i>		24,851	28,049	(3,198)
<i>Restricted - Other</i>		118,926	116,648	2,278
<i>Endowed</i>		<u>56,242</u>	<u>69,788</u>	<u>(13,546)</u>
<i>Total</i>	\$	<u>232,821</u>	<u>245,568</u>	<u>(12,747)</u>

Unrestricted gifts increased \$1.7 million from the previous year and \$1.2 million compared to the five-year average. Gifts restricted for PP&E decreased \$3.2 million compared to the previous year and were \$22 million lower than the five-year average. Gifts restricted for other purposes, totaling \$119 million, increased \$2.3 million compared to 2007-08 and \$12.1 million to the five-year average. In 2008-09, endowed gifts of \$56.2 million represent a \$13.5 million decrease compared to the previous year and were \$1.6 million higher than the five-year average. A summary of the five-year trend of gifts received by type follows:



# FUNDRAISING SURVEY REPORT

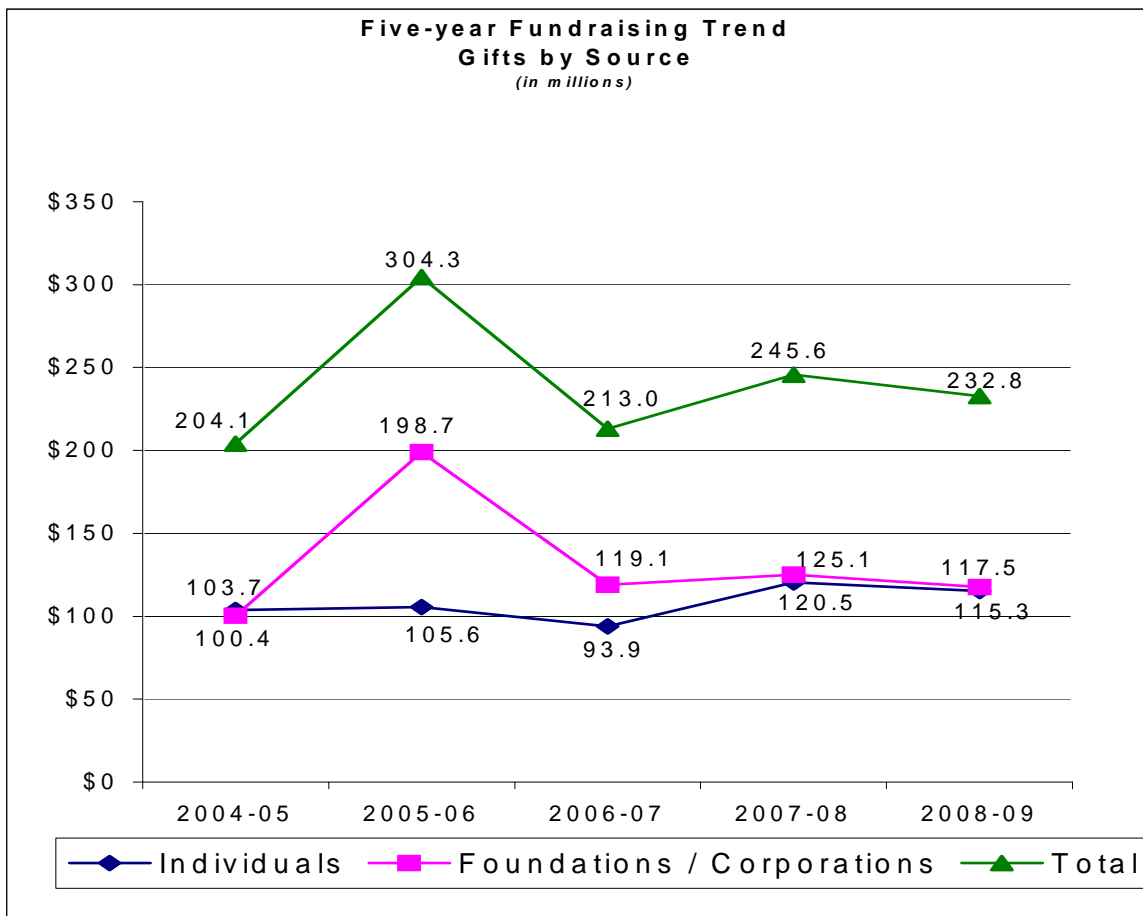
For the 2008–09 Fiscal Year

## EXECUTIVE SUMMARY, cont.

Gifts received from individuals (including alumni, parents, and others) constitute 49.5 percent of all gift giving, while corporation and foundation giving represent 50.5 percent of the total. Overall, gifts received from corporations and foundations in 2008-09 totaled \$117.5 million, a decrease of \$7.6 million compared to 2007-08. Individual gift giving also decreased from \$120.5 million in 2007-08 to \$115.3 million in 2008-09.

<i>Source of Gifts:</i>	<i>2008-09</i>	<i>2007-08</i>	<i>\$ Change</i>
	(in thousands)		
<i>Individuals</i>	\$ 115,331	120,482	(5,151)
<i>Foundations/Corporations</i>	<u>117,490</u>	<u>125,086</u>	<u>(7,596)</u>
<i>Total</i>	\$ <u>232,821</u>	<u>245,568</u>	<u>(12,747)</u>

Corporate and foundation gifts received in 2008-09 decreased \$7.6 million from the prior year, and \$14.7 million, or 11 percent, compared to the five-year average. Gifts from individuals received in 2008-09 were \$5.2 million, or 4.3 percent, lower compared to the previous year, but increased \$7.5 million compared to the average over the last five years. The five-year fundraising trend for the State University by individuals and corporations and foundations is reflected in the chart below:





# FUNDRAISING SURVEY REPORT

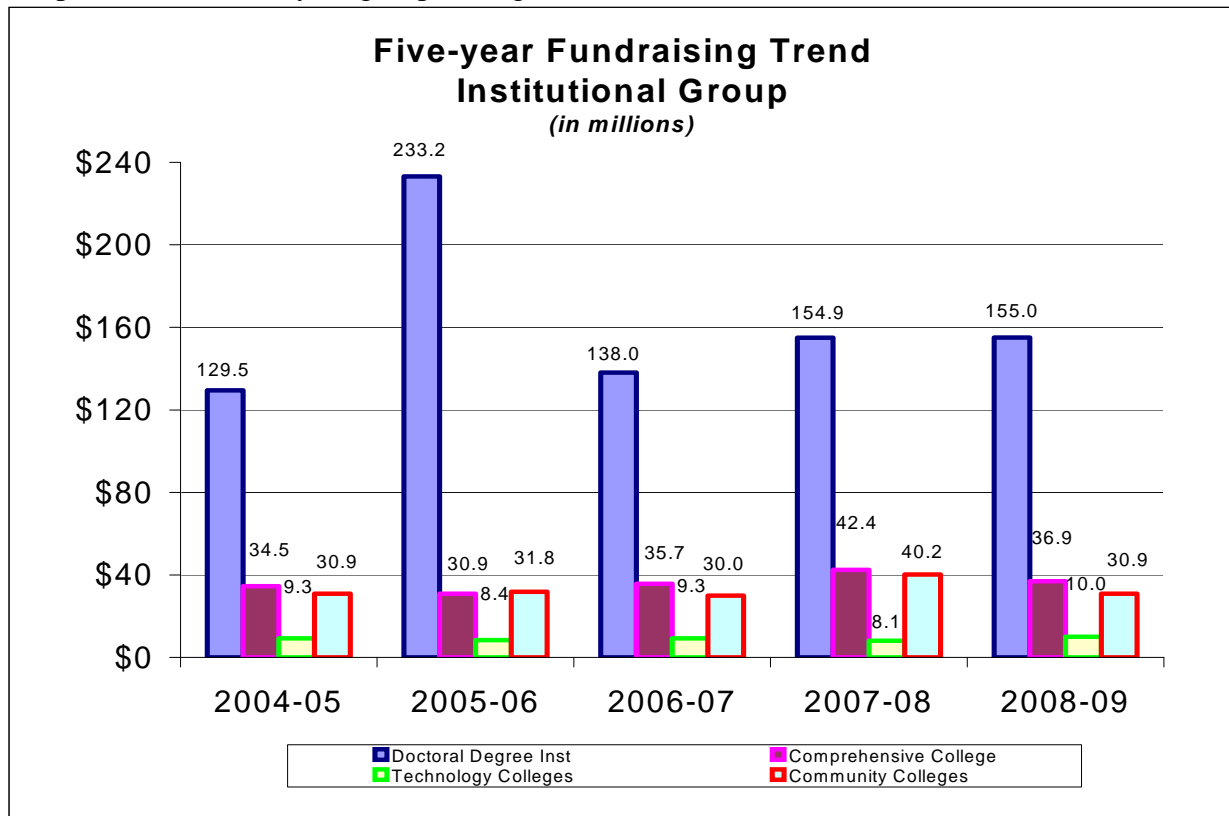
For the 2008–09 Fiscal Year

## EXECUTIVE SUMMARY, cont.

Doctoral degree granting institutions gifts remained flat compared to the prior year, while comprehensive colleges decreased \$5.4 million, or 12.8 percent, and community colleges decreased \$9.3 million, or 23 percent, compared to last year. Technology colleges rose by \$1.9 million, or 23.4 percent compared to the previous year. A comparison of gifts received by institutional grouping is shown below:

<i>Total Gifts by Institutional Group:</i>		2008-09	2007-08	\$ Change
		(in thousands)		
<i>Doctoral Degree Granting Institutions</i>	\$	154,981	154,939	42
<i>Comprehensive Colleges</i>		36,971	42,401	(5,430)
<i>Technology Colleges</i>		9,967	8,075	1,892
<i>Community Colleges</i>		<u>30,902</u>	<u>40,153</u>	<u>(9,251)</u>
<i>Total</i>	\$	<u>232,821</u>	<u>245,568</u>	<u>(12,747)</u>

The five-year fundraising trend by institutional grouping is shown in the graph below. Gifts received in 2008-09 by doctoral degree granting institutions were \$7.1 million lower than the five-year average for that group. Gifts reported by comprehensive colleges and technology colleges in 2008-09 were nearly \$1 million higher compared to the institutional group five-year averages, while community colleges reported a decrease of \$1.9 million, or 5.7 percent, compared to their five-year group average.



**FUNDRAISING SURVEY REPORT**  
**Summary of Gifts Received**  
**State-Operated Campuses and Statutory Colleges**  
**For the 2008-09 Fiscal Year (with comparative totals for 2007-08)**

**Summary of Gifts Received:**

	<u>INDIVIDUALS</u>	<u>FOUNDATIONS / CORPORATIONS</u>	<u>2008-09 TOTAL</u>	<u>2007-08 TOTAL</u>
<b>Outright Gifts:</b>				
For Current Operations:				
Unrestricted	\$ 21,370,458	5,262,955	26,633,413	23,272,917
Restricted	<u>29,490,243</u>	<u>72,446,690</u>	<u>101,936,933</u>	<u>96,219,481</u>
Total Current Operations	<u>50,860,701</u>	<u>77,709,645</u>	<u>128,570,346</u>	<u>119,492,398</u>
For Capital Purposes:				
Property, plant & equip	13,018,871	6,426,337	19,445,208	23,239,085
Endowed Unrestricted	2,313,294	1,519,234	3,832,528	979,449
Endowed Restricted	32,801,678	12,927,340	45,729,018	52,031,168
Loan Funds	<u>21,410</u>	<u>-</u>	<u>21,410</u>	<u>16,565</u>
Total for Capital Purposes	<u>48,155,253</u>	<u>20,872,911</u>	<u>69,028,164</u>	<u>76,266,267</u>
<b>Total All Outright Gifts</b>	<u>99,015,954</u>	<u>98,582,556</u>	<u>197,598,510</u>	<u>195,758,665</u>
<b>Deferred Giving:</b>				
Present Value of Deferred Gifts:				
Endowed Unrestricted	1,053,610	-	1,053,610	5,179,786
Endowed Restricted	2,116,044	-	2,116,044	4,393,448
Other Purposes	<u>1,150,735</u>	<u>-</u>	<u>1,150,735</u>	<u>83,002</u>
<b>Total Deferred Gifts</b>	<u>4,320,389</u>	<u>-</u>	<u>4,320,389</u>	<u>9,656,236</u>
<b>Grand Total By Source</b>	\$ <u>103,336,343</u>	<u>98,582,556</u>	<u>201,918,899</u>	<u>205,414,901</u>
<b>Total Unrestricted</b>	<u>21,370,458</u>	<u>5,262,955</u>	<u>26,633,413</u>	<u>23,272,917</u>
<b>Total Restricted - PP&amp;E</b>	<u>13,018,871</u>	<u>6,426,337</u>	<u>19,445,208</u>	<u>23,239,085</u>
<b>Total Restricted - Other</b>	<u>30,662,388</u>	<u>72,446,690</u>	<u>103,109,078</u>	<u>96,319,048</u>
<b>Total Endowed</b>	<u>38,284,626</u>	<u>14,446,574</u>	<u>52,731,200</u>	<u>62,583,851</u>
<b>Grand Total By Type</b>	\$ <u>103,336,343</u>	<u>98,582,556</u>	<u>201,918,899</u>	<u>205,414,901</u>

# FUNDRAISING SURVEY REPORT

## Summary of Gifts Received

### Community Colleges

For the 2008-09 Fiscal Year (with comparative totals for 2007-08)

### Summary of Gifts Received:

	<u>INDIVIDUALS</u>	<u>FOUNDATIONS / CORPORATIONS</u>	<u>2008-09 TOTAL</u>	<u>2007-08 TOTAL</u>
<b>Outright Gifts:</b>				
For Current Operations:				
Unrestricted	\$ 2,659,802	3,509,257	6,169,059	7,810,158
Restricted	<u>6,455,158</u>	<u>9,361,207</u>	<u>15,816,365</u>	<u>20,316,090</u>
Total Current Operations	<u>9,114,960</u>	<u>12,870,464</u>	<u>21,985,424</u>	<u>28,126,248</u>
For Capital Purposes:				
Property, plant & equip	1,527,178	3,878,199	5,405,377	4,809,608
Endowed Unrestricted	7,196	5,743	12,939	43,903
Endowed Restricted	1,298,106	2,152,671	3,450,777	7,050,840
Loan Funds	<u>115</u>	<u>-</u>	<u>115</u>	<u>12,856</u>
Total for Capital Purposes	<u>2,832,595</u>	<u>6,036,613</u>	<u>8,869,208</u>	<u>11,917,207</u>
<b>Total All Outright Gifts</b>	<u>11,947,555</u>	<u>18,907,077</u>	<u>30,854,632</u>	<u>40,043,455</u>
<b>Deferred Giving:</b>				
Present Value of Deferred Gifts:				
Endowed Unrestricted	-	-	-	-
Endowed Restricted	47,107	-	47,107	109,713
Other Purposes	<u>-</u>	<u>-</u>	<u>-</u>	<u>-</u>
<b>Total Deferred Gifts</b>	<u>47,107</u>	<u>-</u>	<u>47,107</u>	<u>109,713</u>
<b>Grand Total By Source</b>	\$ <u>11,994,662</u>	<u>18,907,077</u>	<u>30,901,739</u>	<u>40,153,168</u>
<b>Total Unrestricted</b>	<u>2,659,802</u>	<u>3,509,257</u>	<u>6,169,059</u>	<u>7,810,158</u>
<b>Total Restricted - PP&amp;E</b>	<u>1,527,178</u>	<u>3,878,199</u>	<u>5,405,377</u>	<u>4,809,608</u>
<b>Total Restricted - Other</b>	<u>6,455,273</u>	<u>9,361,207</u>	<u>15,816,480</u>	<u>20,328,946</u>
<b>Total Endowed</b>	<u>1,352,409</u>	<u>2,158,414</u>	<u>3,510,823</u>	<u>7,204,456</u>
<b>Grand Total By Type</b>	\$ <u>11,994,662</u>	<u>18,907,077</u>	<u>30,901,739</u>	<u>40,153,168</u>

# FUNDRAISING SURVEY REPORT

## Summary of Gifts Received

### Total - All Campuses

For the 2008-09 Fiscal Year (with comparative totals for 2007-08)

### Summary of Gifts Received:

	<u>INDIVIDUALS</u>	<u>FOUNDATIONS / CORPORATIONS</u>	<u>2008-09 TOTAL</u>	<u>2007-08 TOTAL</u>
<b>Outright Gifts:</b>				
For Current Operations:				
Unrestricted	\$ 24,030,260	8,772,212	32,802,472	31,083,075
Restricted	<u>35,945,401</u>	<u>81,807,897</u>	<u>117,753,298</u>	<u>116,535,571</u>
Total Current Operations	<u>59,975,661</u>	<u>90,580,109</u>	<u>150,555,770</u>	<u>147,618,646</u>
For Capital Purposes:				
Property, plant & equip	14,546,049	10,304,536	24,850,585	28,048,693
Endowed Unrestricted	2,320,490	1,524,977	3,845,467	1,023,352
Endowed Restricted	34,099,784	15,080,011	49,179,795	59,082,008
Loan Funds	<u>21,525</u>	<u>-</u>	<u>21,525</u>	<u>29,421</u>
Total for Capital Purposes	<u>50,987,848</u>	<u>26,909,524</u>	<u>77,897,372</u>	<u>88,183,474</u>
<b>Total All Outright Gifts</b>	<u>110,963,509</u>	<u>117,489,633</u>	<u>228,453,142</u>	<u>235,802,120</u>
<b>Deferred Giving:</b>				
Present Value of Deferred Gifts:				
Endowed Unrestricted	1,053,610	-	1,053,610	5,179,786
Endowed Restricted	2,163,151	-	2,163,151	4,503,161
Other Purposes	<u>1,150,735</u>	<u>-</u>	<u>1,150,735</u>	<u>83,002</u>
<b>Total Deferred Gifts</b>	<u>4,367,496</u>	<u>-</u>	<u>4,367,496</u>	<u>9,765,949</u>
<b>Grand Total By Source</b>	<u>\$ 115,331,005</u>	<u>117,489,633</u>	<u>232,820,638</u>	<u>245,568,069</u>
<b>Total Unrestricted</b>	<u>24,030,260</u>	<u>8,772,212</u>	<u>32,802,472</u>	<u>31,083,075</u>
<b>Total Restricted - PP&amp;E</b>	<u>14,546,049</u>	<u>10,304,536</u>	<u>24,850,585</u>	<u>28,048,693</u>
<b>Total Restricted - Other</b>	<u>37,117,661</u>	<u>81,807,897</u>	<u>118,925,558</u>	<u>116,647,994</u>
<b>Total Endowed</b>	<u>39,637,035</u>	<u>16,604,988</u>	<u>56,242,023</u>	<u>69,788,307</u>
<b>Grand Total By Type</b>	<u>\$ 115,331,005</u>	<u>117,489,633</u>	<u>232,820,638</u>	<u>245,568,069</u>

**FUNDRAISING SURVEY REPORT**  
**Summary of Gifts by Type**  
**State-Operated Campuses and Statutory Colleges**  
**For the 2008-09 Fiscal Year**

<u>CAMPUS</u>	<u>UNRESTRICTED</u>	<u>RESTRICTED FOR PROPERTY, PLANT &amp; EQUIP.</u>	<u>RESTRICTED OTHER *</u>	<u>ENDOWMENT</u>	<u>TOTAL</u>
Cornell Statutory	\$ 13,318,934	363,183	23,318,901	19,061,852	56,062,870
Stony Brook	288,874	3,426,218	29,318,834	7,999,542	41,033,468
University at Buffalo	137,181	5,308,047	15,503,501	3,132,969	24,081,698
Binghamton	2,613,828	654,715	3,230,732	5,445,447	11,944,722
Purchase	244,322	2,318,670	4,582,893	1,846,587	8,992,472
Syracuse	544,445	2,322,870	3,703,650	1,370,280	7,941,245
Albany	866,334	1,304,189	3,539,412	1,191,659	6,901,594
Buffalo College	596,892	781,231	1,880,328	1,009,672	4,268,123
Oneonta	402,886	-	208,480	3,285,081	3,896,447
Brooklyn	25,961	-	3,462,480	700	3,489,141
Oswego	753,164	171,503	1,437,481	650,890	3,013,038
Alfred State	151,342	152,359	2,454,034	73,797	2,831,532
Forestry	422,390	256,461	327,982	1,541,248	2,548,081
New Paltz	384,759	1,131,694	646,898	379,759	2,543,110
Geneseo	581,655	-	662,780	1,079,239	2,323,674
Brockport	397,950	-	1,580,488	217,470	2,195,908
Potsdam	707,982	3,910	1,023,819	424,184	2,159,895
Cortland	426,539	87,732	401,961	1,157,133	2,073,365
Plattsburgh	468,100	367,625	564,467	475,856	1,876,048
Morrisville	209,001	-	1,380,449	210,789	1,800,239
Fredonia	178,312	-	400,295	1,186,261	1,764,868
Farmingdale	417,490	224,642	939,790	-	1,581,922
Maritime	399,471	435,350	394,636	-	1,229,457
Canton	441,245	-	299,118	408,388	1,148,751
Empire State	451,171	-	235,559	306,454	993,184
Optometry	306,865	-	590,503	-	897,368
Old Westbury	173,725	134,773	361,764	-	670,262
Cobleskill	171,332	-	268,207	184,413	623,952
Delhi	337,820	-	223,179	49,355	610,354
Levin Institute	200,494	-	-	-	200,494
Technology	12,949	-	109,813	17,733	140,495
Alfred Ceramics	-	36	56,644	24,442	81,122
<b>TOTAL</b>	<b>\$ 26,633,413</b>	<b>19,445,208</b>	<b>103,109,078</b>	<b>52,731,200</b>	<b>201,918,899</b>

\* Primarily restricted for current operations

# FUNDRAISING SURVEY REPORT

## Summary of Gifts by Type Community Colleges For the 2008-09 Fiscal Year

<u>CAMPUS</u>	<u>UNRESTRICTED</u>	<u>RESTRICTED FOR PROPERTY, PLANT &amp; EQUIP.</u>	<u>RESTRICTED OTHER *</u>	<u>ENDOWMENT</u>	<u>TOTAL</u>
Westchester	\$ 554,044	916,270	3,308,216	317,750	5,096,280
Fashion Institute of Technology	766,612	-	3,478,985	472,675	4,718,272
Monroe	1,064,979	1,189,403	865,823	388,129	3,508,334
Dutchess	474,033	539,064	295,105	89,698	1,397,900
Hudson Valley	161,408	605,167	380,539	247,894	1,395,008
Cayuga County	189,378	31,015	976,286	50,317	1,246,996
Tompkins Cortland	53,102	-	1,078,977	-	1,132,079
Corning	70,472	687,724	250,795	103,174	1,112,165
Onondaga	131,803	33,255	201,288	634,251	1,000,597
Broome	200,401	40,650	547,008	170,207	958,266
Niagara County	409,224	144,548	332,904	-	886,676
Erie	20,101	159,577	696,779	700	877,157
Mohawk Valley	145,299	-	258,362	386,635	790,296
Suffolk County	198,813	-	553,722	-	752,535
Adirondack	124,720	405,221	183,424	-	713,365
Jamestown	60,504	298,692	155,474	170,497	685,167
Genesee	317,631	114,695	160,337	46,828	639,491
Clinton	73,818	-	483,311	-	557,129
Schenectady County	209,859	-	159,609	133,083	502,551
Nassau	242,975	-	248,216	-	491,191
Fulton Montgomery	79,404	105,152	121,656	77,381	383,593
Orange County	37,120	-	321,717	-	358,837
Rockland	97,931	-	235,519	-	333,450
Jefferson	93,656	260	76,201	106,534	276,651
Ulster County	100,991	10,375	156,725	-	268,091
Finger Lakes	41,075	52,596	131,885	22,673	248,229
Columbia-Greene	145,106	-	-	55,000	200,106
Herkimer County	61,702	69,713	26,052	37,397	194,864
Sullivan County	-	2,000	131,565	-	133,565
North Country	42,898	-	-	-	42,898
<b>TOTAL</b>	<b>\$ 6,169,059</b>	<b>5,405,377</b>	<b>15,816,480</b>	<b>3,510,823</b>	<b>30,901,739</b>

\* Primarily restricted for current operations

**FUNDRAISING SURVEY REPORT**  
**Summary of Gifts by Source**  
**State-Operated Campuses and Statutory Colleges**  
**For the 2008-09 Fiscal Year**

**OUTRIGHT GIFTS RECEIVED  
AND DEFERRED GIFTS ESTABLISHED**

<u>CAMPUS</u>		<u>INDIVIDUALS</u>	<u>FOUNDATIONS / CORPORATIONS</u>	<u>TOTAL</u>
Cornell Statutory	\$	34,590,882	21,471,988	56,062,870
Stony Brook		11,730,597	29,302,871	41,033,468
University at Buffalo		11,111,253	12,970,445	24,081,698
Binghamton		8,745,885	3,198,837	11,944,722
Purchase		5,510,261	3,482,211	8,992,472
Syracuse		2,990,040	4,951,205	7,941,245
Albany		2,552,742	4,348,852	6,901,594
Buffalo College		2,256,202	2,011,921	4,268,123
Oneonta		3,215,723	680,724	3,896,447
Brooklyn		1,386,703	2,102,438	3,489,141
Oswego		2,213,111	799,927	3,013,038
Alfred State		334,922	2,496,610	2,831,532
Forestry		2,017,980	530,101	2,548,081
New Paltz		1,884,292	658,818	2,543,110
Geneseo		1,754,845	568,829	2,323,674
Brockport		1,076,118	1,119,790	2,195,908
Potsdam		807,131	1,352,764	2,159,895
Cortland		1,616,860	456,505	2,073,365
Plattsburgh		1,117,025	759,023	1,876,048
Morrisville		1,429,706	370,533	1,800,239
Fredonia		1,176,343	588,525	1,764,868
Farmingdale		689,581	892,341	1,581,922
Maritime		829,939	399,518	1,229,457
Canton		560,483	588,268	1,148,751
Empire State		497,683	495,501	993,184
Optometry		266,876	630,492	897,368
Old Westbury		106,141	564,121	670,262
Cobleskill		355,049	268,903	623,952
Delhi		216,852	393,502	610,354
Levin Institute		200,494	-	200,494
Technology		74,265	66,230	140,495
Alfred Ceramics		20,359	60,763	81,122
<b>TOTAL</b>	<b>\$</b>	<b>103,336,343</b>	<b>98,582,556</b>	<b>201,918,899</b>

# FUNDRAISING SURVEY REPORT

## Summary of Gifts by Source

### Community Colleges

For the 2008-09 Fiscal Year

#### OUTRIGHT GIFTS RECEIVED AND DEFERRED GIFTS ESTABLISHED

<u>CAMPUS</u>	<u>INDIVIDUALS</u>	<u>FOUNDATIONS / CORPORATIONS</u>	<u>TOTAL</u>
Westchester	\$ 2,992,990	2,103,290	5,096,280
Fashion Institute of Technology	1,535,449	3,182,823	4,718,272
Monroe	865,271	2,643,063	3,508,334
Dutchess	927,161	470,739	1,397,900
Hudson Valley	190,897	1,204,111	1,395,008
Cayuga County	383,840	863,156	1,246,996
Tompkins Cortland	1,073,300	58,779	1,132,079
Corning	358,689	753,476	1,112,165
Onondaga	192,152	808,445	1,000,597
Broome	300,278	657,988	958,266
Niagara County	176,863	709,813	886,676
Erie	139,168	737,989	877,157
Mohawk Valley	168,179	622,117	790,296
Suffolk County	151,036	601,499	752,535
Adirondack	395,745	317,620	713,365
Jamestown	200,173	484,994	685,167
Genesee	281,558	357,933	639,491
Clinton	171,007	386,122	557,129
Schenectady County	219,290	283,261	502,551
Nassau	240,819	250,372	491,191
Fulton Montgomery	154,510	229,083	383,593
Orange County	70,991	287,846	358,837
Rockland	164,079	169,371	333,450
Jefferson	160,610	116,041	276,651
Ulster County	161,933	106,158	268,091
Finger Lakes	138,262	109,967	248,229
Columbia-Greene	28,721	171,385	200,106
Herkimer County	63,892	130,972	194,864
Sullivan County	68,565	65,000	133,565
North Country	19,234	23,664	42,898
<b>TOTAL</b>	<b>\$ 11,994,662</b>	<b>18,907,077</b>	<b>30,901,739</b>



**FUNDRAISING SURVEY REPORT**  
**Comparison of Total Gifts By Campus**  
**State-Operated Campuses and Statutory Colleges**  
**For the 2008-09 Fiscal Year**

<b><u>CAMPUS</u></b>		<b><u>TOTAL</u></b> <b><u>2008-09</u></b>	<b><u>TOTAL</u></b> <b><u>2007-08</u></b>	<b><u>INCREASE /</u></b> <b><u>(DECREASE)</u></b>	<b><u>PERCENTAGE</u></b> <b><u>CHANGE</u></b>
Cornell Statutory	\$	56,062,870	57,900,133	(1,837,263)	(3.17%)
Stony Brook		41,033,468	22,995,127	18,038,341	78.44%
University at Buffalo		24,081,698	34,163,128	(10,081,430)	(29.51%)
Binghamton		11,944,722	12,245,615	(300,893)	(2.46%)
Purchase		8,992,472	8,413,621	578,851	6.88%
Syracuse		7,941,245	9,305,224	(1,363,979)	(14.66%)
Albany		6,901,594	11,132,365	(4,230,771)	(38.00%)
Buffalo College		4,268,123	8,163,032	(3,894,909)	(47.71%)
Oneonta		3,896,447	2,254,962	1,641,485	72.79%
Brooklyn		3,489,141	3,300,070	189,071	5.73%
Oswego		3,013,038	3,726,270	(713,232)	(19.14%)
Alfred State		2,831,532	599,521	2,232,011	372.30%
Forestry		2,548,081	1,812,246	735,835	40.60%
New Paltz		2,543,110	2,123,515	419,595	19.76%
Geneseo		2,323,674	2,719,293	(395,619)	(14.55%)
Brockport		2,195,908	2,092,338	103,570	4.95%
Potsdam		2,159,895	3,596,381	(1,436,486)	(39.94%)
Cortland		2,073,365	2,026,070	47,295	2.33%
Plattsburgh		1,876,048	2,665,819	(789,771)	(29.63%)
Morrisville		1,800,239	2,311,239	(511,000)	(22.11%)
Fredonia		1,764,868	2,333,758	(568,890)	(24.38%)
Farmingdale		1,581,922	871,076	710,846	81.61%
Maritime		1,229,457	1,012,992	216,465	21.37%
Canton		1,148,751	1,700,686	(551,935)	(32.45%)
Empire State		993,184	1,295,534	(302,350)	(23.34%)
Optometry		897,368	830,974	66,394	7.99%
Old Westbury		670,262	618,485	51,777	8.37%
Cobleskill		623,952	645,282	(21,330)	(3.31%)
Delhi		610,354	716,492	(106,138)	(14.81%)
Levin Institute		200,494	372,159	(171,665)	(46.13%)
Technology		140,495	218,010	(77,515)	(35.56%)
Alfred Ceramics		81,122	1,253,484	(1,172,362)	(93.53%)
<b>TOTAL</b>	\$	<b>201,918,899</b>	<b>205,414,901</b>	<b>(3,496,002)</b>	<b>(1.70%)</b>

**FUNDRAISING SURVEY REPORT**  
**Comparison of Gifts By Individuals**  
**State-Operated Campuses and Statutory Colleges**  
**For the 2008-09 Fiscal Year**

<u>CAMPUS</u>		<u>TOTAL</u> <u>2008-09</u>	<u>TOTAL</u> <u>2007-08</u>	<u>INCREASE /</u> <u>(DECREASE)</u>	<u>PERCENTAGE</u> <u>CHANGE</u>
Cornell Statutory	\$	34,590,882	35,157,411	(566,529)	(1.61%)
Stony Brook		11,730,597	5,787,829	5,942,768	102.68%
University at Buffalo		11,111,253	17,466,043	(6,354,790)	(36.38%)
Binghamton		8,745,885	3,070,514	5,675,371	184.83%
Purchase		5,510,261	4,347,100	1,163,161	26.76%
Oneonta		3,215,723	1,490,387	1,725,336	115.76%
Syracuse		2,990,040	3,962,130	(972,090)	(24.53%)
Albany		2,552,742	2,701,889	(149,147)	(5.52%)
Buffalo College		2,256,202	3,906,488	(1,650,286)	(42.24%)
Oswego		2,213,111	2,586,077	(372,966)	(14.42%)
Forestry		2,017,980	1,266,519	751,461	59.33%
New Paltz		1,884,292	1,019,858	864,434	84.76%
Geneseo		1,754,845	2,289,137	(534,292)	(23.34%)
Cortland		1,616,860	1,475,163	141,697	9.61%
Morrisville		1,429,706	1,907,549	(477,843)	(25.05%)
Brooklyn		1,386,703	1,310,493	76,210	5.82%
Fredonia		1,176,343	1,494,033	(317,690)	(21.26%)
Plattsburgh		1,117,025	2,102,521	(985,496)	(46.87%)
Brockport		1,076,118	1,093,056	(16,938)	(1.55%)
Maritime		829,939	531,242	298,697	56.23%
Potsdam		807,131	2,720,784	(1,913,653)	(70.33%)
Farmingdale		689,581	168,342	521,239	309.63%
Canton		560,483	1,111,963	(551,480)	(49.60%)
Empire State		497,683	579,933	(82,250)	(14.18%)
Cobleskill		355,049	330,790	24,259	7.33%
Alfred State		334,922	291,376	43,546	14.94%
Optometry		266,876	302,551	(35,675)	(11.79%)
Delhi		216,852	299,204	(82,352)	(27.52%)
Levin Institute		200,494	122,159	78,335	64.13%
Old Westbury		106,141	176,639	(70,498)	(39.91%)
Technology		74,265	92,639	(18,374)	(19.83%)
Alfred Ceramics		20,359	1,154,495	(1,134,136)	(98.24%)
<b>TOTAL</b>	\$	<u>103,336,343</u>	<u>102,316,314</u>	<u>1,020,029</u>	<u>1.00%</u>

**FUNDRAISING SURVEY REPORT**  
**Comparison of Gifts By Foundations/Corporations**  
**State-Operated Campuses and Statutory Colleges**  
**For the 2008-09 Fiscal Year**

<u>CAMPUS</u>		<u>TOTAL</u> <u>2008-09</u>	<u>TOTAL</u> <u>2007-08</u>	<u>INCREASE /</u> <u>(DECREASE)</u>	<u>PERCENTAGE</u> <u>CHANGE</u>
Stony Brook	\$	29,302,871	17,207,298	12,095,573	70.29%
Cornell Statutory		21,471,988	22,742,722	(1,270,734)	(5.59%)
University at Buffalo		12,970,445	16,697,085	(3,726,640)	(22.32%)
Syracuse		4,951,205	5,343,094	(391,889)	(7.33%)
Albany		4,348,852	8,430,476	(4,081,624)	(48.42%)
Purchase		3,482,211	4,066,521	(584,310)	(14.37%)
Binghamton		3,198,837	9,175,101	(5,976,264)	(65.14%)
Alfred State		2,496,610	308,145	2,188,465	710.21%
Brooklyn		2,102,438	1,989,577	112,861	5.67%
Buffalo College		2,011,921	4,256,544	(2,244,623)	(52.73%)
Potsdam		1,352,764	875,597	477,167	54.50%
Brockport		1,119,790	999,282	120,508	12.06%
Farmingdale		892,341	702,734	189,607	26.98%
Oswego		799,927	1,140,193	(340,266)	(29.84%)
Plattsburgh		759,023	563,298	195,725	34.75%
Oneonta		680,724	764,575	(83,851)	(10.97%)
New Paltz		658,818	1,103,657	(444,839)	(40.31%)
Optometry		630,492	528,423	102,069	19.32%
Fredonia		588,525	839,725	(251,200)	(29.91%)
Canton		588,268	588,723	(455)	(0.08%)
Geneseo		568,829	430,156	138,673	32.24%
Old Westbury		564,121	441,846	122,275	27.67%
Forestry		530,101	545,727	(15,626)	(2.86%)
Empire State		495,501	715,601	(220,100)	(30.76%)
Cortland		456,505	550,907	(94,402)	(17.14%)
Maritime		399,518	481,750	(82,232)	(17.07%)
Delhi		393,502	417,288	(23,786)	(5.70%)
Morrisville		370,533	403,690	(33,157)	(8.21%)
Cobleskill		268,903	314,492	(45,589)	(14.50%)
Technology		66,230	125,371	(59,141)	(47.17%)
Alfred Ceramics		60,763	98,989	(38,226)	(38.62%)
Levin Institute		-	250,000	(250,000)	(100.00%)
<b>TOTAL</b>	\$	<u>98,582,556</u>	<u>103,098,587</u>	<u>(4,516,031)</u>	<u>(4.38%)</u>

# FUNDRAISING SURVEY REPORT

## Comparison of Total Gifts By Campus

### Community Colleges

For the 2008-09 Fiscal Year

<u>CAMPUS</u>		<u>TOTAL</u> <u>2008-09</u>	<u>TOTAL</u> <u>2007-08</u>	<u>INCREASE /</u> <u>(DECREASE)</u>	<u>PERCENTAGE</u> <u>CHANGE</u>
Westchester	\$	5,096,280	4,555,054	541,226	11.88%
Fashion Institute of Technology		4,718,272	6,033,962	(1,315,690)	(21.80%)
Monroe		3,508,334	5,634,275	(2,125,941)	(37.73%)
Dutchess		1,397,900	1,411,213	(13,313)	(0.94%)
Hudson Valley		1,395,008	1,039,980	355,028	34.14%
Cayuga County		1,246,996	1,461,582	(214,586)	(14.68%)
Tompkins Cortland		1,132,079	2,165,996	(1,033,917)	(47.73%)
Corning		1,112,165	961,951	150,214	15.62%
Onondaga		1,000,597	1,155,256	(154,659)	(13.39%)
Broome		958,266	979,359	(21,093)	(2.15%)
Niagara County		886,676	598,017	288,659	48.27%
Erie		877,157	725,564	151,593	20.89%
Mohawk Valley		790,296	-	790,296	-
Suffolk County		752,535	5,859,114	(5,106,579)	(87.16%)
Adirondack		713,365	390,729	322,636	82.57%
Jamestown		685,167	1,950,042	(1,264,875)	(64.86%)
Genesee		639,491	578,530	60,961	10.54%
Clinton		557,129	783,678	(226,549)	(28.91%)
Schenectady County		502,551	613,198	(110,647)	(18.04%)
Nassau		491,191	321,471	169,720	52.79%
Fulton Montgomery		383,593	338,806	44,787	13.22%
Orange County		358,837	483,139	(124,302)	(25.73%)
Rockland		333,450	343,995	(10,545)	(3.07%)
Jefferson		276,651	673,459	(396,808)	(58.92%)
Ulster County		268,091	285,141	(17,050)	(5.98%)
Finger Lakes		248,229	249,139	(910)	(0.37%)
Columbia-Greene		200,106	125,753	74,353	59.13%
Herkimer County		194,864	169,003	25,861	15.30%
Sullivan County		133,565	134,734	(1,169)	(0.87%)
North Country		42,898	131,028	(88,130)	(67.26%)
<b>TOTAL</b>	\$	<u>30,901,739</u>	<u>40,153,168</u>	<u>(9,251,429)</u>	<u>(23.04%)</u>

# FUNDRAISING SURVEY REPORT

## Comparison of Gifts By Individuals

### Community Colleges

#### For the 2008-09 Fiscal Year

<u>CAMPUS</u>		<u>TOTAL 2008-09</u>	<u>TOTAL 2007-08</u>	<u>INCREASE / (DECREASE)</u>	<u>PERCENTAGE CHANGE</u>
Westchester	\$	2,992,990	1,178,763	1,814,227	153.91%
Fashion Institute of Technology		1,535,449	1,756,213	(220,764)	(12.57%)
Tompkins Cortland		1,073,300	2,071,448	(998,148)	(48.19%)
Dutchess		927,161	773,494	153,667	19.87%
Monroe		865,271	1,358,598	(493,327)	(36.31%)
Adirondack		395,745	228,292	167,453	73.35%
Cayuga County		383,840	455,917	(72,077)	(15.81%)
Corning		358,689	290,086	68,603	23.65%
Broome		300,278	359,796	(59,518)	(16.54%)
Genesee		281,558	264,131	17,427	6.60%
Nassau		240,819	170,813	70,006	40.98%
Schenectady County		219,290	199,079	20,211	10.15%
Jamestown		200,173	1,191,193	(991,020)	(83.20%)
Onondaga		192,152	310,320	(118,168)	(38.08%)
Hudson Valley		190,897	178,251	12,646	7.09%
Niagara County		176,863	126,873	49,990	39.40%
Clinton		171,007	468,679	(297,672)	(63.51%)
Mohawk Valley		168,179	-	168,179	-
Rockland		164,079	185,838	(21,759)	(11.71%)
Ulster County		161,933	165,813	(3,880)	(2.34%)
Jefferson		160,610	476,574	(315,964)	(66.30%)
Fulton Montgomery		154,510	136,293	18,217	13.37%
Suffolk County		151,036	5,209,804	(5,058,768)	(97.10%)
Erie		139,168	78,618	60,550	77.02%
Finger Lakes		138,262	144,197	(5,935)	(4.12%)
Orange County		70,991	211,552	(140,561)	(66.44%)
Sullivan County		68,565	60,464	8,101	13.40%
Herkimer County		63,892	73,730	(9,838)	(13.34%)
Columbia-Greene		28,721	24,986	3,735	14.95%
North Country		19,234	15,878	3,356	21.14%
<b>TOTAL</b>	\$	<u>11,994,662</u>	<u>18,165,693</u>	<u>(6,171,031)</u>	<u>(33.97%)</u>

**FUNDRAISING SURVEY REPORT**  
**Comparison of Gifts By Foundations/Corporations**  
**Community Colleges**  
**For the 2008-09 Fiscal Year**

<u>CAMPUS</u>		<u>TOTAL</u> <u>2008-09</u>	<u>TOTAL</u> <u>2007-08</u>	<u>INCREASE /</u> <u>(DECREASE)</u>	<u>PERCENTAGE</u> <u>CHANGE</u>
Fashion Institute of Technology	\$	3,182,823	4,277,749	(1,094,926)	(25.60%)
Monroe		2,643,063	4,275,677	(1,632,614)	(38.18%)
Westchester		2,103,290	3,376,291	(1,273,001)	(37.70%)
Hudson Valley		1,204,111	861,729	342,382	39.73%
Cayuga County		863,156	1,005,665	(142,509)	(14.17%)
Onondaga		808,445	844,936	(36,491)	(4.32%)
Corning		753,476	671,865	81,611	12.15%
Erie		737,989	646,946	91,043	14.07%
Niagara County		709,813	471,144	238,669	50.66%
Broome		657,988	619,563	38,425	6.20%
Mohawk Valley		622,117	-	622,117	-
Suffolk County		601,499	649,310	(47,811)	(7.36%)
Jamestown		484,994	758,849	(273,855)	(36.09%)
Dutchess		470,739	637,719	(166,980)	(26.18%)
Clinton		386,122	314,999	71,123	22.58%
Genesee		357,933	314,399	43,534	13.85%
Adirondack		317,620	162,437	155,183	95.53%
Orange County		287,846	271,587	16,259	5.99%
Schenectady County		283,261	414,119	(130,858)	(31.60%)
Nassau		250,372	150,658	99,714	66.19%
Fulton Montgomery		229,083	202,513	26,570	13.12%
Columbia-Greene		171,385	100,767	70,618	70.08%
Rockland		169,371	158,157	11,214	7.09%
Herkimer County		130,972	95,273	35,699	37.47%
Jefferson		116,041	196,885	(80,844)	(41.06%)
Finger Lakes		109,967	104,942	5,025	4.79%
Ulster County		106,158	119,328	(13,170)	(11.04%)
Sullivan County		65,000	74,270	(9,270)	(12.48%)
Tompkins Cortland		58,779	94,548	(35,769)	(37.83%)
North Country		23,664	115,150	(91,486)	(79.45%)
<b>TOTAL</b>	\$	<u>18,907,077</u>	<u>21,987,475</u>	<u>(\$3,080,398)</u>	<u>(14.01%)</u>

**FUNDRAISING SURVEY REPORT**  
**Summary of Gifts By Campus**  
**State-Operated Campuses and Statutory Colleges**  
**For the 2008-09 Fiscal Year (with comparative totals for 2007-08)**

<u>Albany</u>		<u>Individuals</u>	<u>Foundations/ Corporations</u>	<u>2008-09 Total</u>	<u>2007-08 Total</u>
Unrestricted	\$	616,133	250,201	866,334	1,090,811
Restricted - PP&E		20,078	1,284,111	1,304,189	4,939,393
Restricted - Other		1,400,925	2,138,487	3,539,412	3,938,379
Endowment		515,606	676,053	1,191,659	1,163,782
<b>Total</b>	<b>\$</b>	<b><u>2,552,742</u></b>	<b><u>4,348,852</u></b>	<b><u>6,901,594</u></b>	<b><u>11,132,365</u></b>

<u>Alfred Ceramics</u>		<u>Individuals</u>	<u>Foundations/ Corporations</u>	<u>2008-09 Total</u>	<u>2007-08 Total</u>
Unrestricted	\$	-	-	-	-
Restricted - PP&E		36	-	36	22
Restricted - Other		13,381	43,263	56,644	152,931
Endowment		6,942	17,500	24,442	1,100,531
<b>Total</b>	<b>\$</b>	<b><u>20,359</u></b>	<b><u>60,763</u></b>	<b><u>81,122</u></b>	<b><u>1,253,484</u></b>

<u>Alfred State</u>		<u>Individuals</u>	<u>Foundations/ Corporations</u>	<u>2008-09 Total</u>	<u>2007-08 Total</u>
Unrestricted	\$	127,885	23,457	151,342	141,004
Restricted - PP&E		11,939	140,420	152,359	42,848
Restricted - Other		123,601	2,330,433	2,454,034	374,404
Endowment		71,497	2,300	73,797	41,265
<b>Total</b>	<b>\$</b>	<b><u>334,922</u></b>	<b><u>2,496,610</u></b>	<b><u>2,831,532</u></b>	<b><u>599,521</u></b>

<u>Binghamton</u>		<u>Individuals</u>	<u>Foundations/ Corporations</u>	<u>2008-09 Total</u>	<u>2007-08 Total</u>
Unrestricted	\$	2,448,863	164,965	2,613,828	739,034
Restricted - PP&E		251,811	402,904	654,715	5,281,772
Restricted - Other		1,108,608	2,122,124	3,230,732	4,669,405
Endowment		4,936,603	508,844	5,445,447	1,555,404
<b>Total</b>	<b>\$</b>	<b><u>8,745,885</u></b>	<b><u>3,198,837</u></b>	<b><u>11,944,722</u></b>	<b><u>12,245,615</u></b>

<u>Brockport</u>		<u>Individuals</u>	<u>Foundations/ Corporations</u>	<u>2008-09 Total</u>	<u>2007-08 Total</u>
Unrestricted	\$	394,263	3,687	397,950	355,773
Restricted - PP&E		-	-	-	-
Restricted - Other		514,652	1,065,836	1,580,488	1,437,856
Endowment		167,203	50,267	217,470	298,709
<b>Total</b>	<b>\$</b>	<b><u>1,076,118</u></b>	<b><u>1,119,790</u></b>	<b><u>2,195,908</u></b>	<b><u>2,092,338</u></b>

**FUNDRAISING SURVEY REPORT**  
**Summary of Gifts By Campus**  
**State-Operated Campuses and Statutory Colleges**  
**For the 2008-09 Fiscal Year (with comparative totals for 2007-08)**

<u>Brooklyn</u>		<u>Individuals</u>	<u>Foundations/ Corporations</u>	<u>2008-09 Total</u>	<u>2007-08 Total</u>
Unrestricted	\$	3,814	22,147	25,961	105,818
Restricted - PP&E		-	-	-	-
Restricted - Other		1,382,889	2,079,591	3,462,480	3,087,952
Endowment		-	700	700	106,300
<b>Total</b>	<b>\$</b>	<u>1,386,703</u>	<u>2,102,438</u>	<u>3,489,141</u>	<u>3,300,070</u>

<u>Buffalo College</u>		<u>Individuals</u>	<u>Foundations/ Corporations</u>	<u>2008-09 Total</u>	<u>2007-08 Total</u>
Unrestricted	\$	304,244	292,648	596,892	970,795
Restricted - PP&E		236,849	544,382	781,231	2,385,927
Restricted - Other		1,108,685	771,643	1,880,328	1,267,750
Endowment		606,424	403,248	1,009,672	3,538,560
<b>Total</b>	<b>\$</b>	<u>2,256,202</u>	<u>2,011,921</u>	<u>4,268,123</u>	<u>8,163,032</u>

<u>University at Buffalo</u>		<u>Individuals</u>	<u>Foundations/ Corporations</u>	<u>2008-09 Total</u>	<u>2007-08 Total</u>
Unrestricted	\$	121,246	15,935	137,181	145,331
Restricted - PP&E		3,375,801	1,932,246	5,308,047	4,939,830
Restricted - Other		4,804,795	10,698,706	15,503,501	18,608,419
Endowment		2,809,411	323,558	3,132,969	10,469,548
<b>Total</b>	<b>\$</b>	<u>11,111,253</u>	<u>12,970,445</u>	<u>24,081,698</u>	<u>34,163,128</u>

<u>Canton</u>		<u>Individuals</u>	<u>Foundations/ Corporations</u>	<u>2008-09 Total</u>	<u>2007-08 Total</u>
Unrestricted	\$	192,529	248,716	441,245	687,034
Restricted - PP&E		-	-	-	49,277
Restricted - Other		132,126	166,992	299,118	597,553
Endowment		235,828	172,560	408,388	366,822
<b>Total</b>	<b>\$</b>	<u>560,483</u>	<u>588,268</u>	<u>1,148,751</u>	<u>1,700,686</u>

<u>Cobleskill</u>		<u>Individuals</u>	<u>Foundations/ Corporations</u>	<u>2008-09 Total</u>	<u>2007-08 Total</u>
Unrestricted	\$	117,563	53,769	171,332	176,028
Restricted - PP&E		-	-	-	8,100
Restricted - Other		63,553	204,654	268,207	293,827
Endowment		173,933	10,480	184,413	167,327
<b>Total</b>	<b>\$</b>	<u>355,049</u>	<u>268,903</u>	<u>623,952</u>	<u>645,282</u>



**FUNDRAISING SURVEY REPORT**  
**Summary of Gifts By Campus**  
**State-Operated Campuses and Statutory Colleges**  
**For the 2008-09 Fiscal Year (with comparative totals for 2007-08)**

<u>Cornell</u>			<u>Foundations/ Corporations</u>	<u>2008-09 Total</u>	<u>2007-08 Total</u>
Unrestricted	\$	<u>11,371,638</u>	<u>1,947,296</u>	<u>13,318,934</u>	<u>11,007,463</u>
Restricted - PP&E		363,158	25	363,183	152,462
Restricted - Other		5,127,302	18,191,599	23,318,901	24,755,035
Endowment		<u>17,728,784</u>	<u>1,333,068</u>	<u>19,061,852</u>	<u>21,985,173</u>
<b>Total</b>	<b>\$</b>	<b><u>34,590,882</u></b>	<b><u>21,471,988</u></b>	<b><u>56,062,870</u></b>	<b><u>57,900,133</u></b>

<u>Cortland</u>			<u>Foundations/ Corporations</u>	<u>2008-09 Total</u>	<u>2007-08 Total</u>
Unrestricted	\$	<u>390,045</u>	<u>36,494</u>	<u>426,539</u>	<u>464,119</u>
Restricted - PP&E		85,832	1,900	87,732	255,303
Restricted - Other		346,632	55,329	401,961	384,169
Endowment		<u>794,351</u>	<u>362,782</u>	<u>1,157,133</u>	<u>922,479</u>
<b>Total</b>	<b>\$</b>	<b><u>1,616,860</u></b>	<b><u>456,505</u></b>	<b><u>2,073,365</u></b>	<b><u>2,026,070</u></b>

<u>Delhi</u>			<u>Foundations/ Corporations</u>	<u>2008-09 Total</u>	<u>2007-08 Total</u>
Unrestricted	\$	<u>131,426</u>	<u>206,394</u>	<u>337,820</u>	<u>252,802</u>
Restricted - PP&E		-	-	-	-
Restricted - Other		49,814	173,365	223,179	411,881
Endowment		<u>35,612</u>	<u>13,743</u>	<u>49,355</u>	<u>51,809</u>
<b>Total</b>	<b>\$</b>	<b><u>216,852</u></b>	<b><u>393,502</u></b>	<b><u>610,354</u></b>	<b><u>716,492</u></b>

<u>Empire State</u>			<u>Foundations/ Corporations</u>	<u>2008-09 Total</u>	<u>2007-08 Total</u>
Unrestricted	\$	<u>348,352</u>	<u>102,819</u>	<u>451,171</u>	<u>423,617</u>
Restricted - PP&E		-	-	-	-
Restricted - Other		54,088	181,471	235,559	406,814
Endowment		<u>95,243</u>	<u>211,211</u>	<u>306,454</u>	<u>465,103</u>
<b>Total</b>	<b>\$</b>	<b><u>497,683</u></b>	<b><u>495,501</u></b>	<b><u>993,184</u></b>	<b><u>1,295,534</u></b>

<u>Farmingdale</u>			<u>Foundations/ Corporations</u>	<u>2008-09 Total</u>	<u>2007-08 Total</u>
Unrestricted	\$	<u>50,438</u>	<u>367,052</u>	<u>417,490</u>	<u>498,613</u>
Restricted - PP&E		300	224,342	224,642	-
Restricted - Other		638,843	300,947	939,790	372,463
Endowment		-	-	-	-
<b>Total</b>	<b>\$</b>	<b><u>689,581</u></b>	<b><u>892,341</u></b>	<b><u>1,581,922</u></b>	<b><u>871,076</u></b>

**FUNDRAISING SURVEY REPORT**  
**Summary of Gifts By Campus**  
**State-Operated Campuses and Statutory Colleges**  
**For the 2008-09 Fiscal Year (with comparative totals for 2007-08)**

<b><u>Forestry</u></b>			<b><u>Foundations/ Corporations</u></b>	<b><u>2008-09 Total</u></b>	<b><u>2007-08 Total</u></b>
		<b><u>Individuals</u></b>			
Unrestricted	\$	316,126	106,264	422,390	515,564
Restricted - PP&E		89,186	167,275	256,461	-
Restricted - Other		140,215	187,767	327,982	561,608
Endowment		<u>1,472,453</u>	<u>68,795</u>	<u>1,541,248</u>	<u>735,074</u>
<b>Total</b>	<b>\$</b>	<b><u>2,017,980</u></b>	<b><u>530,101</u></b>	<b><u>2,548,081</u></b>	<b><u>1,812,246</u></b>

<b><u>Fredonia</u></b>			<b><u>Foundations/ Corporations</u></b>	<b><u>2008-09 Total</u></b>	<b><u>2007-08 Total</u></b>
		<b><u>Individuals</u></b>			
Unrestricted	\$	161,452	16,860	178,312	451,784
Restricted - PP&E		-	-	-	-
Restricted - Other		147,965	252,330	400,295	780,277
Endowment		<u>866,926</u>	<u>319,335</u>	<u>1,186,261</u>	<u>1,101,697</u>
<b>Total</b>	<b>\$</b>	<b><u>1,176,343</u></b>	<b><u>588,525</u></b>	<b><u>1,764,868</u></b>	<b><u>2,333,758</u></b>

<b><u>Geneseo</u></b>			<b><u>Foundations/ Corporations</u></b>	<b><u>2008-09 Total</u></b>	<b><u>2007-08 Total</u></b>
		<b><u>Individuals</u></b>			
Unrestricted	\$	532,217	49,438	581,655	548,907
Restricted - PP&E		-	-	-	-
Restricted - Other		422,045	240,735	662,780	766,086
Endowment		<u>800,583</u>	<u>278,656</u>	<u>1,079,239</u>	<u>1,404,300</u>
<b>Total</b>	<b>\$</b>	<b><u>1,754,845</u></b>	<b><u>568,829</u></b>	<b><u>2,323,674</u></b>	<b><u>2,719,293</u></b>

<b><u>Levin Institute</u></b>			<b><u>Foundations/ Corporations</u></b>	<b><u>2008-09 Total</u></b>	<b><u>2007-08 Total</u></b>
		<b><u>Individuals</u></b>			
Unrestricted	\$	200,494	-	200,494	122,159
Restricted - PP&E		-	-	-	250,000
Restricted - Other		-	-	-	-
Endowment		-	-	-	-
<b>Total</b>	<b>\$</b>	<b><u>200,494</u></b>	<b><u>-</u></b>	<b><u>200,494</u></b>	<b><u>372,159</u></b>

<b><u>Maritime</u></b>			<b><u>Foundations/ Corporations</u></b>	<b><u>2008-09 Total</u></b>	<b><u>2007-08 Total</u></b>
		<b><u>Individuals</u></b>			
Unrestricted	\$	269,296	130,175	399,471	24,125
Restricted - PP&E		414,950	20,400	435,350	96,808
Restricted - Other		145,693	248,943	394,636	643,186
Endowment		-	-	-	248,873
<b>Total</b>	<b>\$</b>	<b><u>829,939</u></b>	<b><u>399,518</u></b>	<b><u>1,229,457</u></b>	<b><u>1,012,992</u></b>

**FUNDRAISING SURVEY REPORT**  
**Summary of Gifts By Campus**  
**State-Operated Campuses and Statutory Colleges**  
**For the 2008-09 Fiscal Year (with comparative totals for 2007-08)**

<b><u>Morrisville</u></b>			<b><u>Foundations/ Corporations</u></b>	<b><u>2008-09 Total</u></b>	<b><u>2007-08 Total</u></b>
		<b><u>Individuals</u></b>			
Unrestricted	\$	103,051	105,950	209,001	354,331
Restricted - PP&E		-	-	-	-
Restricted - Other		1,301,137	79,312	1,380,449	1,817,367
Endowment		25,518	185,271	210,789	139,541
<b>Total</b>	<b>\$</b>	<b><u>1,429,706</u></b>	<b><u>370,533</u></b>	<b><u>1,800,239</u></b>	<b><u>2,311,239</u></b>

<b><u>New Paltz</u></b>			<b><u>Foundations/ Corporations</u></b>	<b><u>2008-09 Total</u></b>	<b><u>2007-08 Total</u></b>
		<b><u>Individuals</u></b>			
Unrestricted	\$	301,226	83,533	384,759	326,434
Restricted - PP&E		1,130,099	1,595	1,131,694	542,802
Restricted - Other		192,370	454,528	646,898	595,560
Endowment		260,597	119,162	379,759	658,719
<b>Total</b>	<b>\$</b>	<b><u>1,884,292</u></b>	<b><u>658,818</u></b>	<b><u>2,543,110</u></b>	<b><u>2,123,515</u></b>

<b><u>Old Westbury</u></b>			<b><u>Foundations/ Corporations</u></b>	<b><u>2008-09 Total</u></b>	<b><u>2007-08 Total</u></b>
		<b><u>Individuals</u></b>			
Unrestricted	\$	24,725	149,000	173,725	152,183
Restricted - PP&E		22,500	112,273	134,773	76,156
Restricted - Other		58,916	302,848	361,764	390,146
Endowment		-	-	-	-
<b>Total</b>	<b>\$</b>	<b><u>106,141</u></b>	<b><u>564,121</u></b>	<b><u>670,262</u></b>	<b><u>618,485</u></b>

<b><u>Oneonta</u></b>			<b><u>Foundations/ Corporations</u></b>	<b><u>2008-09 Total</u></b>	<b><u>2007-08 Total</u></b>
		<b><u>Individuals</u></b>			
Unrestricted	\$	398,279	4,607	402,886	404,539
Restricted - PP&E		-	-	-	-
Restricted - Other		89,317	119,163	208,480	250,120
Endowment		2,728,127	556,954	3,285,081	1,600,303
<b>Total</b>	<b>\$</b>	<b><u>3,215,723</u></b>	<b><u>680,724</u></b>	<b><u>3,896,447</u></b>	<b><u>2,254,962</u></b>

<b><u>Optometry</u></b>			<b><u>Foundations/ Corporations</u></b>	<b><u>2008-09 Total</u></b>	<b><u>2007-08 Total</u></b>
		<b><u>Individuals</u></b>			
Unrestricted	\$	195,773	111,092	306,865	308,412
Restricted - PP&E		-	-	-	-
Restricted - Other		71,103	519,400	590,503	522,562
Endowment		-	-	-	-
<b>Total</b>	<b>\$</b>	<b><u>266,876</u></b>	<b><u>630,492</u></b>	<b><u>897,368</u></b>	<b><u>830,974</u></b>

**FUNDRAISING SURVEY REPORT**  
**Summary of Gifts By Campus**  
**State-Operated Campuses and Statutory Colleges**  
**For the 2008-09 Fiscal Year (with comparative totals for 2007-08)**

<u>Oswego</u>		<u>Individuals</u>	<u>Foundations/ Corporations</u>	<u>2008-09 Total</u>	<u>2007-08 Total</u>
Unrestricted	\$	681,905	71,259	753,164	660,019
Restricted - PP&E		105,114	66,389	171,503	601,218
Restricted - Other		924,058	513,423	1,437,481	1,881,193
Endowment		<u>502,034</u>	<u>148,856</u>	<u>650,890</u>	<u>583,840</u>
<b>Total</b>	<b>\$</b>	<b><u>2,213,111</u></b>	<b><u>799,927</u></b>	<b><u>3,013,038</u></b>	<b><u>3,726,270</u></b>

<u>Plattsburgh</u>		<u>Individuals</u>	<u>Foundations/ Corporations</u>	<u>2008-09 Total</u>	<u>2007-08 Total</u>
Unrestricted	\$	360,994	107,106	468,100	650,575
Restricted - PP&E		202,175	165,450	367,625	230,074
Restricted - Other		175,258	389,209	564,467	321,013
Endowment		<u>378,598</u>	<u>97,258</u>	<u>475,856</u>	<u>1,464,157</u>
<b>Total</b>	<b>\$</b>	<b><u>1,117,025</u></b>	<b><u>759,023</u></b>	<b><u>1,876,048</u></b>	<b><u>2,665,819</u></b>

<u>Potsdam</u>		<u>Individuals</u>	<u>Foundations/ Corporations</u>	<u>2008-09 Total</u>	<u>2007-08 Total</u>
Unrestricted	\$	243,968	464,014	707,982	398,034
Restricted - PP&E		3,855	55	3,910	22,282
Restricted - Other		308,916	714,903	1,023,819	1,262,331
Endowment		<u>250,392</u>	<u>173,792</u>	<u>424,184</u>	<u>1,913,734</u>
<b>Total</b>	<b>\$</b>	<b><u>807,131</u></b>	<b><u>1,352,764</u></b>	<b><u>2,159,895</u></b>	<b><u>3,596,381</u></b>

<u>Purchase</u>		<u>Individuals</u>	<u>Foundations/ Corporations</u>	<u>2008-09 Total</u>	<u>2007-08 Total</u>
Unrestricted	\$	178,172	66,150	244,322	324,600
Restricted - PP&E		2,318,670	-	2,318,670	669,700
Restricted - Other		2,748,549	1,834,344	4,582,893	4,516,221
Endowment		<u>264,870</u>	<u>1,581,717</u>	<u>1,846,587</u>	<u>2,903,100</u>
<b>Total</b>	<b>\$</b>	<b><u>5,510,261</u></b>	<b><u>3,482,211</u></b>	<b><u>8,992,472</u></b>	<b><u>8,413,621</u></b>

<u>Stony Brook</u>		<u>Individuals</u>	<u>Foundations/ Corporations</u>	<u>2008-09 Total</u>	<u>2007-08 Total</u>
Unrestricted	\$	264,014	24,860	288,874	346,495
Restricted - PP&E		3,113,501	312,717	3,426,218	23,000
Restricted - Other		6,240,560	23,078,274	29,318,834	16,743,019
Endowment		<u>2,112,522</u>	<u>5,887,020</u>	<u>7,999,542</u>	<u>5,882,613</u>
<b>Total</b>	<b>\$</b>	<b><u>11,730,597</u></b>	<b><u>29,302,871</u></b>	<b><u>41,033,468</u></b>	<b><u>22,995,127</u></b>

**FUNDRAISING SURVEY REPORT**  
**Summary of Gifts By Campus**  
**State-Operated Campuses and Statutory Colleges**  
**For the 2008-09 Fiscal Year (with comparative totals for 2007-08)**

<u>Syracuse</u>		<u>Individuals</u>	<u>Foundations/ Corporations</u>	<u>2008-09 Total</u>	<u>2007-08 Total</u>
Unrestricted	\$	508,768	35,677	544,445	522,141
Restricted - PP&E		1,273,017	1,049,853	2,322,870	2,672,111
Restricted - Other		770,804	2,932,846	3,703,650	4,395,884
Endowment		437,451	932,829	1,370,280	1,715,088
<b>Total</b>	<b>\$</b>	<u>2,990,040</u>	<u>4,951,205</u>	<u>7,941,245</u>	<u>9,305,224</u>

<u>Technology</u>		<u>Individuals</u>	<u>Foundations/ Corporations</u>	<u>2008-09 Total</u>	<u>2007-08 Total</u>
Unrestricted	\$	11,559	1,390	12,949	104,373
Restricted - PP&E		-	-	-	-
Restricted - Other		55,588	54,225	109,813	113,637
Endowment		7,118	10,615	17,733	-
<b>Total</b>	<b>\$</b>	<u>74,265</u>	<u>66,230</u>	<u>140,495</u>	<u>218,010</u>

<u>Summary</u>		<u>Individuals</u>	<u>Foundations/ Corporations</u>	<u>2008-09 Total</u>	<u>2007-08 Total</u>
Unrestricted	\$	21,370,458	5,262,955	26,633,413	23,272,917
Restricted - PP&E		13,018,871	6,426,337	19,445,208	23,239,085
Restricted - Other		30,662,388	72,446,690	103,109,078	96,319,048
Endowment		38,284,626	14,446,574	52,731,200	62,583,851
<b>Total</b>	<b>\$</b>	<u>103,336,343</u>	<u>98,582,556</u>	<u>201,918,899</u>	<u>205,414,901</u>

# FUNDRAISING SURVEY REPORT

## Summary of Gifts By Campus

### Community Colleges

For the 2008-09 Fiscal Year (with comparative totals for 2007-08)

<u>Adirondack</u>		<u>Individuals</u>	<u>Foundations/ Corporations</u>	<u>2008-09 Total</u>	<u>2007-08 Total</u>
Unrestricted	\$	74,627	50,093	124,720	137,495
Restricted - PP&E		178,712	226,509	405,221	181,488
Restricted - Other		142,406	41,018	183,424	71,746
Endowment		-	-	-	-
<b>Total</b>	<b>\$</b>	<b><u>395,745</u></b>	<b><u>317,620</u></b>	<b><u>713,365</u></b>	<b><u>390,729</u></b>

<u>Broome</u>		<u>Individuals</u>	<u>Foundations/ Corporations</u>	<u>2008-09 Total</u>	<u>2007-08 Total</u>
Unrestricted	\$	153,558	46,843	200,401	191,396
Restricted - PP&E		-	40,650	40,650	26,698
Restricted - Other		73,613	473,395	547,008	631,218
Endowment		73,107	97,100	170,207	130,047
<b>Total</b>	<b>\$</b>	<b><u>300,278</u></b>	<b><u>657,988</u></b>	<b><u>958,266</u></b>	<b><u>979,359</u></b>

<u>Cayuga County</u>		<u>Individuals</u>	<u>Foundations/ Corporations</u>	<u>2008-09 Total</u>	<u>2007-08 Total</u>
Unrestricted	\$	183,003	6,375	189,378	387,357
Restricted - PP&E		3,515	27,500	31,015	22,668
Restricted - Other		172,282	804,004	976,286	958,652
Endowment		25,040	25,277	50,317	92,905
<b>Total</b>	<b>\$</b>	<b><u>383,840</u></b>	<b><u>863,156</u></b>	<b><u>1,246,996</u></b>	<b><u>1,461,582</u></b>

<u>Clinton</u>		<u>Individuals</u>	<u>Foundations/ Corporations</u>	<u>2008-09 Total</u>	<u>2007-08 Total</u>
Unrestricted	\$	34,346	39,472	73,818	35,336
Restricted - PP&E		-	-	-	10,000
Restricted - Other		136,661	346,650	483,311	483,592
Endowment		-	-	-	254,750
<b>Total</b>	<b>\$</b>	<b><u>171,007</u></b>	<b><u>386,122</u></b>	<b><u>557,129</u></b>	<b><u>783,678</u></b>

<u>Columbia-Greene</u>		<u>Individuals</u>	<u>Foundations/ Corporations</u>	<u>2008-09 Total</u>	<u>2007-08 Total</u>
Unrestricted	\$	28,721	116,385	145,106	125,753
Restricted - PP&E		-	-	-	-
Restricted - Other		-	-	-	-
Endowment		-	55,000	55,000	-
<b>Total</b>	<b>\$</b>	<b><u>28,721</u></b>	<b><u>171,385</u></b>	<b><u>200,106</u></b>	<b><u>125,753</u></b>

# FUNDRAISING SURVEY REPORT

## Summary of Gifts By Campus

### Community Colleges

For the 2008-09 Fiscal Year (with comparative totals for 2007-08)

<u>Corning</u>			<u>Foundations/ Corporations</u>	<u>2008-09 Total</u>	<u>2007-08 Total</u>
	\$	<u>Individuals</u>			
Unrestricted		62,194	8,278	70,472	81,443
Restricted - PP&E		90,724	597,000	687,724	524,252
Restricted - Other		141,247	109,548	250,795	211,992
Endowment		<u>64,524</u>	<u>38,650</u>	<u>103,174</u>	<u>144,264</u>
<b>Total</b>	<b>\$</b>	<b><u>358,689</u></b>	<b><u>753,476</u></b>	<b><u>1,112,165</u></b>	<b><u>961,951</u></b>

<u>Dutchess</u>			<u>Foundations/ Corporations</u>	<u>2008-09 Total</u>	<u>2007-08 Total</u>
	\$	<u>Individuals</u>			
Unrestricted		336,357	137,676	474,033	475,209
Restricted - PP&E		475,872	63,192	539,064	245,965
Restricted - Other		78,145	216,960	295,105	538,286
Endowment		<u>36,787</u>	<u>52,911</u>	<u>89,698</u>	<u>151,753</u>
<b>Total</b>	<b>\$</b>	<b><u>927,161</u></b>	<b><u>470,739</u></b>	<b><u>1,397,900</u></b>	<b><u>1,411,213</u></b>

<u>Erie</u>			<u>Foundations/ Corporations</u>	<u>2008-09 Total</u>	<u>2007-08 Total</u>
	\$	<u>Individuals</u>			
Unrestricted		12,393	7,708	20,101	124,915
Restricted - PP&E		-	159,577	159,577	-
Restricted - Other		126,075	570,704	696,779	593,637
Endowment		<u>700</u>	<u>-</u>	<u>700</u>	<u>7,012</u>
<b>Total</b>	<b>\$</b>	<b><u>139,168</u></b>	<b><u>737,989</u></b>	<b><u>877,157</u></b>	<b><u>725,564</u></b>

<u>Fashion Institute of Technology</u>			<u>Foundations/ Corporations</u>	<u>2008-09 Total</u>	<u>2007-08 Total</u>
	\$	<u>Individuals</u>			
Unrestricted		65,000	701,612	766,612	1,232,361
Restricted - PP&E		-	-	-	-
Restricted - Other		1,396,574	2,082,411	3,478,985	3,197,990
Endowment		<u>73,875</u>	<u>398,800</u>	<u>472,675</u>	<u>1,603,611</u>
<b>Total</b>	<b>\$</b>	<b><u>1,535,449</u></b>	<b><u>3,182,823</u></b>	<b><u>4,718,272</u></b>	<b><u>6,033,962</u></b>

<u>Finger Lakes</u>			<u>Foundations/ Corporations</u>	<u>2008-09 Total</u>	<u>2007-08 Total</u>
	\$	<u>Individuals</u>			
Unrestricted		40,225	850	41,075	18,091
Restricted - PP&E		27,596	25,000	52,596	30,906
Restricted - Other		47,908	83,977	131,885	173,135
Endowment		<u>22,533</u>	<u>140</u>	<u>22,673</u>	<u>27,007</u>
<b>Total</b>	<b>\$</b>	<b><u>138,262</u></b>	<b><u>109,967</u></b>	<b><u>248,229</u></b>	<b><u>249,139</u></b>

# FUNDRAISING SURVEY REPORT

## Summary of Gifts By Campus

### Community Colleges

For the 2008-09 Fiscal Year (with comparative totals for 2007-08)

<u>Fulton Montgomery</u>		<u>Individuals</u>	<u>Foundations/ Corporations</u>	<u>2008-09 Total</u>	<u>2007-08 Total</u>
Unrestricted	\$	30,309	49,095	79,404	83,249
Restricted - PP&E		48,819	56,333	105,152	33,053
Restricted - Other		3,271	118,385	121,656	126,784
Endowment		<u>72,111</u>	<u>5,270</u>	<u>77,381</u>	<u>95,720</u>
<b>Total</b>	<b>\$</b>	<b><u>154,510</u></b>	<b><u>229,083</u></b>	<b><u>383,593</u></b>	<b><u>338,806</u></b>

<u>Genesee</u>		<u>Individuals</u>	<u>Foundations/ Corporations</u>	<u>2008-09 Total</u>	<u>2007-08 Total</u>
Unrestricted	\$	160,489	157,142	317,631	242,003
Restricted - PP&E		53,295	61,400	114,695	143,828
Restricted - Other		27,171	133,166	160,337	103,154
Endowment		<u>40,603</u>	<u>6,225</u>	<u>46,828</u>	<u>89,545</u>
<b>Total</b>	<b>\$</b>	<b><u>281,558</u></b>	<b><u>357,933</u></b>	<b><u>639,491</u></b>	<b><u>578,530</u></b>

<u>Herkimer County</u>		<u>Individuals</u>	<u>Foundations/ Corporations</u>	<u>2008-09 Total</u>	<u>2007-08 Total</u>
Unrestricted	\$	31,999	29,703	61,702	51,493
Restricted - PP&E		13,335	56,378	69,713	13,333
Restricted - Other		2,969	23,083	26,052	22,575
Endowment		<u>15,589</u>	<u>21,808</u>	<u>37,397</u>	<u>81,602</u>
<b>Total</b>	<b>\$</b>	<b><u>63,892</u></b>	<b><u>130,972</u></b>	<b><u>194,864</u></b>	<b><u>169,003</u></b>

<u>Hudson Valley</u>		<u>Individuals</u>	<u>Foundations/ Corporations</u>	<u>2008-09 Total</u>	<u>2007-08 Total</u>
Unrestricted	\$	73,020	88,388	161,408	216,317
Restricted - PP&E		17,351	587,816	605,167	-
Restricted - Other		53,678	326,861	380,539	725,575
Endowment		<u>46,848</u>	<u>201,046</u>	<u>247,894</u>	<u>98,088</u>
<b>Total</b>	<b>\$</b>	<b><u>190,897</u></b>	<b><u>1,204,111</u></b>	<b><u>1,395,008</u></b>	<b><u>1,039,980</u></b>

<u>Jamestown</u>		<u>Individuals</u>	<u>Foundations/ Corporations</u>	<u>2008-09 Total</u>	<u>2007-08 Total</u>
Unrestricted	\$	48,529	11,975	60,504	70,373
Restricted - PP&E		18,392	280,300	298,692	390,983
Restricted - Other		64,079	91,395	155,474	207,111
Endowment		<u>69,173</u>	<u>101,324</u>	<u>170,497</u>	<u>1,281,575</u>
<b>Total</b>	<b>\$</b>	<b><u>200,173</u></b>	<b><u>484,994</u></b>	<b><u>685,167</u></b>	<b><u>1,950,042</u></b>



# FUNDRAISING SURVEY REPORT

## Summary of Gifts By Campus

### Community Colleges

For the 2008-09 Fiscal Year (with comparative totals for 2007-08)

<u>Jefferson</u>			<u>Foundations/ Corporations</u>	<u>2008-09 Total</u>	<u>2007-08 Total</u>
	\$	<u>Individuals</u>			
Unrestricted		52,424	41,232	93,656	147,409
Restricted - PP&E		260	-	260	260
Restricted - Other		20,392	55,809	76,201	85,681
Endowment		<u>87,534</u>	<u>19,000</u>	<u>106,534</u>	<u>440,109</u>
<b>Total</b>	<b>\$</b>	<b><u>160,610</u></b>	<b><u>116,041</u></b>	<b><u>276,651</u></b>	<b><u>673,459</u></b>

<u>Mohawk Valley</u>			<u>Foundations/ Corporations</u>	<u>2008-09 Total</u>	<u>2007-08 Total</u>
	\$	<u>Individuals</u>			
Unrestricted		52,799	92,500	145,299	-
Restricted - PP&E		-	-	-	-
Restricted - Other		85,019	173,343	258,362	-
Endowment		<u>30,361</u>	<u>356,274</u>	<u>386,635</u>	-
<b>Total</b>	<b>\$</b>	<b><u>168,179</u></b>	<b><u>622,117</u></b>	<b><u>790,296</u></b>	<b>-</b>

<u>Monroe</u>			<u>Foundations/ Corporations</u>	<u>2008-09 Total</u>	<u>2007-08 Total</u>
	\$	<u>Individuals</u>			
Unrestricted		300,173	764,806	1,064,979	952,138
Restricted - PP&E		176,459	1,012,944	1,189,403	2,058,822
Restricted - Other		26,526	839,297	865,823	1,698,843
Endowment		<u>362,113</u>	<u>26,016</u>	<u>388,129</u>	<u>924,472</u>
<b>Total</b>	<b>\$</b>	<b><u>865,271</u></b>	<b><u>2,643,063</u></b>	<b><u>3,508,334</u></b>	<b><u>5,634,275</u></b>

<u>Nassau</u>			<u>Foundations/ Corporations</u>	<u>2008-09 Total</u>	<u>2007-08 Total</u>
	\$	<u>Individuals</u>			
Unrestricted		90,675	152,300	242,975	139,246
Restricted - PP&E		-	-	-	-
Restricted - Other		150,144	98,072	248,216	182,225
Endowment		-	-	-	-
<b>Total</b>	<b>\$</b>	<b><u>240,819</u></b>	<b><u>250,372</u></b>	<b><u>491,191</u></b>	<b><u>321,471</u></b>

<u>Niagara County</u>			<u>Foundations/ Corporations</u>	<u>2008-09 Total</u>	<u>2007-08 Total</u>
	\$	<u>Individuals</u>			
Unrestricted		118,469	290,755	409,224	409,003
Restricted - PP&E		1,548	143,000	144,548	12,126
Restricted - Other		56,846	276,058	332,904	176,888
Endowment		-	-	-	-
<b>Total</b>	<b>\$</b>	<b><u>176,863</u></b>	<b><u>709,813</u></b>	<b><u>886,676</u></b>	<b><u>598,017</u></b>

# FUNDRAISING SURVEY REPORT

## Summary of Gifts By Campus

### Community Colleges

For the 2008-09 Fiscal Year (with comparative totals for 2007-08)

<u>North Country</u>			<u>Individuals</u>	<u>Foundations/ Corporations</u>	<u>2008-09 Total</u>	<u>2007-08 Total</u>
Unrestricted	\$		19,234	23,664	42,898	131,028
Restricted - PP&E			-	-	-	-
Restricted - Other			-	-	-	-
Endowment			-	-	-	-
<b>Total</b>	<b>\$</b>		<u>19,234</u>	<u>23,664</u>	<u>42,898</u>	<u>131,028</u>

<u>Onondaga</u>			<u>Individuals</u>	<u>Foundations/ Corporations</u>	<u>2008-09 Total</u>	<u>2007-08 Total</u>
Unrestricted	\$		73,524	58,279	131,803	77,536
Restricted - PP&E			17,088	16,167	33,255	90,000
Restricted - Other			29,806	171,482	201,288	306,440
Endowment			71,734	562,517	634,251	681,280
<b>Total</b>	<b>\$</b>		<u>192,152</u>	<u>808,445</u>	<u>1,000,597</u>	<u>1,155,256</u>

<u>Orange County</u>			<u>Individuals</u>	<u>Foundations/ Corporations</u>	<u>2008-09 Total</u>	<u>2007-08 Total</u>
Unrestricted	\$		19,638	17,482	37,120	155,925
Restricted - PP&E			-	-	-	-
Restricted - Other			51,353	270,364	321,717	327,214
Endowment			-	-	-	-
<b>Total</b>	<b>\$</b>		<u>70,991</u>	<u>287,846</u>	<u>358,837</u>	<u>483,139</u>

<u>Rockland</u>			<u>Individuals</u>	<u>Foundations/ Corporations</u>	<u>2008-09 Total</u>	<u>2007-08 Total</u>
Unrestricted	\$		29,808	68,123	97,931	106,554
Restricted - PP&E			-	-	-	-
Restricted - Other			134,271	101,248	235,519	144,327
Endowment			-	-	-	93,114
<b>Total</b>	<b>\$</b>		<u>164,079</u>	<u>169,371</u>	<u>333,450</u>	<u>343,995</u>

<u>Schenectady County</u>			<u>Individuals</u>	<u>Foundations/ Corporations</u>	<u>2008-09 Total</u>	<u>2007-08 Total</u>
Unrestricted	\$		142,578	67,281	209,859	175,861
Restricted - PP&E			-	-	-	149,970
Restricted - Other			32,130	127,479	159,609	133,364
Endowment			44,582	88,501	133,083	154,003
<b>Total</b>	<b>\$</b>		<u>219,290</u>	<u>283,261</u>	<u>502,551</u>	<u>613,198</u>

# FUNDRAISING SURVEY REPORT

## Summary of Gifts By Campus

### Community Colleges

For the 2008-09 Fiscal Year (with comparative totals for 2007-08)

<u>Suffolk County</u>		<u>Individuals</u>	<u>Foundations/ Corporations</u>	<u>2008-09 Total</u>	<u>2007-08 Total</u>
Unrestricted	\$	86,193	112,620	198,813	1,310,086
Restricted - PP&E		-	-	-	-
Restricted - Other		64,843	488,879	553,722	4,549,028
Endowment		-	-	-	-
<b>Total</b>	<b>\$</b>	<u>151,036</u>	<u>601,499</u>	<u>752,535</u>	<u>5,859,114</u>
<u>Sullivan County</u>		<u>Individuals</u>	<u>Foundations/ Corporations</u>	<u>2008-09 Total</u>	<u>2007-08 Total</u>
Unrestricted	\$	-	-	-	1,389
Restricted - PP&E		2,000	-	2,000	24,600
Restricted - Other		66,565	65,000	131,565	108,745
Endowment		-	-	-	-
<b>Total</b>	<b>\$</b>	<u>68,565</u>	<u>65,000</u>	<u>133,565</u>	<u>134,734</u>
<u>Tompkins Cortland</u>		<u>Individuals</u>	<u>Foundations/ Corporations</u>	<u>2008-09 Total</u>	<u>2007-08 Total</u>
Unrestricted	\$	41,283	11,819	53,102	43,708
Restricted - PP&E		-	-	-	1,600
Restricted - Other		1,032,017	46,960	1,078,977	2,120,688
Endowment		-	-	-	-
<b>Total</b>	<b>\$</b>	<u>1,073,300</u>	<u>58,779</u>	<u>1,132,079</u>	<u>2,165,996</u>
<u>Ulster County</u>		<u>Individuals</u>	<u>Foundations/ Corporations</u>	<u>2008-09 Total</u>	<u>2007-08 Total</u>
Unrestricted	\$	53,838	47,153	100,991	123,286
Restricted - PP&E		275	10,100	10,375	11,948
Restricted - Other		107,820	48,905	156,725	149,907
Endowment		-	-	-	-
<b>Total</b>	<b>\$</b>	<u>161,933</u>	<u>106,158</u>	<u>268,091</u>	<u>285,141</u>
<u>Westchester</u>		<u>Individuals</u>	<u>Foundations/ Corporations</u>	<u>2008-09 Total</u>	<u>2007-08 Total</u>
Unrestricted	\$	244,396	309,648	554,044	564,198
Restricted - PP&E		401,937	514,333	916,270	837,108
Restricted - Other		2,131,462	1,176,754	3,308,216	2,300,149
Endowment		215,195	102,555	317,750	853,599
<b>Total</b>	<b>\$</b>	<u>2,992,990</u>	<u>2,103,290</u>	<u>5,096,280</u>	<u>4,555,054</u>

# FUNDRAISING SURVEY REPORT

## Summary of Gifts By Campus

### Community Colleges

For the 2008-09 Fiscal Year (with comparative totals for 2007-08)

<u>Summary</u>		<u>Individuals</u>	<u>Foundations/ Corporations</u>	<u>2008-09 Total</u>	<u>2007-08 Total</u>
Unrestricted	\$	2,659,802	3,509,257	6,169,059	7,810,158
Restricted - PP&E		1,527,178	3,878,199	5,405,377	4,809,608
Restricted - Other		6,455,273	9,361,207	15,816,480	20,328,946
Endowment		1,352,409	2,158,414	3,510,823	7,204,456
<b>Total</b>	\$	<u>11,994,662</u>	<u>18,907,077</u>	<u>30,901,739</u>	<u>40,153,168</u>

**FUNDRAISING SURVEY REPORT**  
**Summary of Gifts By Campus**  
**State-Operated Campuses and Statutory Colleges**  
**Five-year Fundraising Summary by Campus**

<u>Albany</u>		<u>2008-09</u>	<u>2007-08</u>	<u>2006-07</u>	<u>2005-06</u>	<u>2004-05</u>
		<u>Total</u>	<u>Total</u>	<u>Total</u>	<u>Total</u>	<u>Total</u>
Unrestricted	\$	866,334	1,090,811	650,819	642,912	1,084,486
Restricted - PP&E		1,304,189	4,939,393	24,491,403	79,153,470	99,605
Restricted - Other		3,539,412	3,938,379	6,076,795	3,497,731	4,519,756
Endowment		1,191,659	1,163,782	2,335,105	2,434,200	885,135
<b>Total</b>	<b>\$</b>	<b><u>6,901,594</u></b>	<b><u>11,132,365</u></b>	<b><u>33,554,122</u></b>	<b><u>85,728,313</u></b>	<b><u>6,588,982</u></b>

<u>Alfred Ceramics</u>		<u>2008-09</u>	<u>2007-08</u>	<u>2006-07</u>	<u>2005-06</u>	<u>2004-05</u>
		<u>Total</u>	<u>Total</u>	<u>Total</u>	<u>Total</u>	<u>Total</u>
Unrestricted	\$	-	-	-	-	-
Restricted - PP&E		36	22	39	8,544	4,560
Restricted - Other		56,644	152,931	319,489	372,995	154,021
Endowment		24,442	1,100,531	307,401	374,370	83,414
<b>Total</b>	<b>\$</b>	<b><u>81,122</u></b>	<b><u>1,253,484</u></b>	<b><u>626,929</u></b>	<b><u>755,909</u></b>	<b><u>241,995</u></b>

<u>Alfred State</u>		<u>2008-09</u>	<u>2007-08</u>	<u>2006-07</u>	<u>2005-06</u>	<u>2004-05</u>
		<u>Total</u>	<u>Total</u>	<u>Total</u>	<u>Total</u>	<u>Total</u>
Unrestricted	\$	151,342	141,004	137,896	165,024	149,968
Restricted - PP&E		152,359	42,848	20,114	-	-
Restricted - Other		2,454,034	374,404	330,451	436,047	706,359
Endowment		73,797	41,265	111,786	37,212	37,907
<b>Total</b>	<b>\$</b>	<b><u>2,831,532</u></b>	<b><u>599,521</u></b>	<b><u>600,247</u></b>	<b><u>638,283</u></b>	<b><u>894,234</u></b>

<u>Binghamton</u>		<u>2008-09</u>	<u>2007-08</u>	<u>2006-07</u>	<u>2005-06</u>	<u>2004-05</u>
		<u>Total</u>	<u>Total</u>	<u>Total</u>	<u>Total</u>	<u>Total</u>
Unrestricted	\$	2,613,828	739,034	625,638	535,322	561,021
Restricted - PP&E		654,715	5,281,772	419,538	13,571,934	4,291,844
Restricted - Other		3,230,732	4,669,405	3,343,293	3,946,868	3,972,304
Endowment		5,445,447	1,555,404	2,691,844	1,672,014	2,090,467
<b>Total</b>	<b>\$</b>	<b><u>11,944,722</u></b>	<b><u>12,245,615</u></b>	<b><u>7,080,313</u></b>	<b><u>19,726,138</u></b>	<b><u>10,915,636</u></b>

<u>Brockport</u>		<u>2008-09</u>	<u>2007-08</u>	<u>2006-07</u>	<u>2005-06</u>	<u>2004-05</u>
		<u>Total</u>	<u>Total</u>	<u>Total</u>	<u>Total</u>	<u>Total</u>
Unrestricted	\$	397,950	355,773	206,322	223,756	278,024
Restricted - PP&E		-	-	-	-	-
Restricted - Other		1,580,488	1,437,856	1,367,141	1,094,891	858,789
Endowment		217,470	298,709	325,282	590,594	288,638
<b>Total</b>	<b>\$</b>	<b><u>2,195,908</u></b>	<b><u>2,092,338</u></b>	<b><u>1,898,745</u></b>	<b><u>1,909,241</u></b>	<b><u>1,425,451</u></b>

**FUNDRAISING SURVEY REPORT**  
**Summary of Gifts By Campus**  
**State-Operated Campuses and Statutory Colleges**  
**Five-year Fundraising Summary by Campus**

<b><u>Brooklyn</u></b>		<b>2008-09</b>	<b>2007-08</b>	<b>2006-07</b>	<b>2005-06</b>	<b>2004-05</b>
		<b><u>Total</u></b>	<b><u>Total</u></b>	<b><u>Total</u></b>	<b><u>Total</u></b>	<b><u>Total</u></b>
Unrestricted	\$	25,961	105,818	53,480	67,201	939,100
Restricted - PP&E		-	-	25,000	7,420	-
Restricted - Other		3,462,480	3,087,952	3,182,166	3,250,505	2,165,257
Endowment		700	106,300	1,300	670,694	3,334,006
<b>Total</b>	<b>\$</b>	<b><u>3,489,141</u></b>	<b><u>3,300,070</u></b>	<b><u>3,261,946</u></b>	<b><u>3,995,820</u></b>	<b><u>6,438,363</u></b>

<b><u>Buffalo College</u></b>		<b>2008-09</b>	<b>2007-08</b>	<b>2006-07</b>	<b>2005-06</b>	<b>2004-05</b>
		<b><u>Total</u></b>	<b><u>Total</u></b>	<b><u>Total</u></b>	<b><u>Total</u></b>	<b><u>Total</u></b>
Unrestricted	\$	596,892	970,795	297,758	372,284	242,528
Restricted - PP&E		781,231	2,385,927	390	5,332	5,746
Restricted - Other		1,880,328	1,267,750	3,767,618	4,196,763	3,833,999
Endowment		1,009,672	3,538,560	1,322,414	879,073	1,188,391
<b>Total</b>	<b>\$</b>	<b><u>4,268,123</u></b>	<b><u>8,163,032</u></b>	<b><u>5,388,180</u></b>	<b><u>5,453,452</u></b>	<b><u>5,270,664</u></b>

<b><u>University at Buffalo</u></b>		<b>2008-09</b>	<b>2007-08</b>	<b>2006-07</b>	<b>2005-06</b>	<b>2004-05</b>
		<b><u>Total</u></b>	<b><u>Total</u></b>	<b><u>Total</u></b>	<b><u>Total</u></b>	<b><u>Total</u></b>
Unrestricted	\$	137,181	145,331	161,286	142,348	227,155
Restricted - PP&E		5,308,047	4,939,830	4,120,941	8,831,786	5,033,912
Restricted - Other		15,503,501	18,608,419	16,487,880	15,167,525	14,677,402
Endowment		3,132,969	10,469,548	6,128,577	4,320,355	7,868,771
<b>Total</b>	<b>\$</b>	<b><u>24,081,698</u></b>	<b><u>34,163,128</u></b>	<b><u>26,898,684</u></b>	<b><u>28,462,014</u></b>	<b><u>27,807,240</u></b>

<b><u>Canton</u></b>		<b>2008-09</b>	<b>2007-08</b>	<b>2006-07</b>	<b>2005-06</b>	<b>2004-05</b>
		<b><u>Total</u></b>	<b><u>Total</u></b>	<b><u>Total</u></b>	<b><u>Total</u></b>	<b><u>Total</u></b>
Unrestricted	\$	441,245	687,034	1,073,285	433,556	569,815
Restricted - PP&E		-	49,277	-	-	-
Restricted - Other		299,118	597,553	1,198,021	308,117	281,175
Endowment		408,388	366,822	617,236	325,676	1,416,985
<b>Total</b>	<b>\$</b>	<b><u>1,148,751</u></b>	<b><u>1,700,686</u></b>	<b><u>2,888,542</u></b>	<b><u>1,067,349</u></b>	<b><u>2,267,975</u></b>

<b><u>Cobleskill</u></b>		<b>2008-09</b>	<b>2007-08</b>	<b>2006-07</b>	<b>2005-06</b>	<b>2004-05</b>
		<b><u>Total</u></b>	<b><u>Total</u></b>	<b><u>Total</u></b>	<b><u>Total</u></b>	<b><u>Total</u></b>
Unrestricted	\$	171,332	176,028	223,216	1,160,849	272,790
Restricted - PP&E		-	8,100	7,229	18,224	188,600
Restricted - Other		268,207	293,827	213,992	273,053	1,263,240
Endowment		184,413	167,327	83,414	-	86,560
<b>Total</b>	<b>\$</b>	<b><u>623,952</u></b>	<b><u>645,282</u></b>	<b><u>527,851</u></b>	<b><u>1,452,126</u></b>	<b><u>1,811,190</u></b>

**FUNDRAISING SURVEY REPORT**  
**Summary of Gifts By Campus**  
**State-Operated Campuses and Statutory Colleges**  
**Five-year Fundraising Summary by Campus**

<u>Cornell</u>		<u>2008-09</u>	<u>2007-08</u>	<u>2006-07</u>	<u>2005-06</u>	<u>2004-05</u>
		<u>Total</u>	<u>Total</u>	<u>Total</u>	<u>Total</u>	<u>Total</u>
Unrestricted	\$	13,318,934	11,007,463	8,862,511	11,533,038	13,454,376
Restricted - PP&E		363,183	152,462	129,580	3,047,498	819,069
Restricted - Other		23,318,901	24,755,035	9,316,338	13,107,565	12,027,051
Endowment		<u>19,061,852</u>	<u>21,985,173</u>	<u>11,263,725</u>	<u>18,520,701</u>	<u>18,834,809</u>
<b>Total</b>	<b>\$</b>	<b><u>56,062,870</u></b>	<b><u>57,900,133</u></b>	<b><u>29,572,154</u></b>	<b><u>46,208,802</u></b>	<b><u>45,135,305</u></b>

<u>Cortland</u>		<u>2008-09</u>	<u>2007-08</u>	<u>2006-07</u>	<u>2005-06</u>	<u>2004-05</u>
		<u>Total</u>	<u>Total</u>	<u>Total</u>	<u>Total</u>	<u>Total</u>
Unrestricted	\$	426,539	464,119	482,725	609,304	465,495
Restricted - PP&E		87,732	255,303	82,847	814,758	135,416
Restricted - Other		401,961	384,169	302,343	240,534	203,703
Endowment		<u>1,157,133</u>	<u>922,479</u>	<u>712,470</u>	<u>489,769</u>	<u>1,250,417</u>
<b>Total</b>	<b>\$</b>	<b><u>2,073,365</u></b>	<b><u>2,026,070</u></b>	<b><u>1,580,385</u></b>	<b><u>2,154,365</u></b>	<b><u>2,055,031</u></b>

<u>Delhi</u>		<u>2008-09</u>	<u>2007-08</u>	<u>2006-07</u>	<u>2005-06</u>	<u>2004-05</u>
		<u>Total</u>	<u>Total</u>	<u>Total</u>	<u>Total</u>	<u>Total</u>
Unrestricted	\$	337,820	252,802	918,159	338,306	515,844
Restricted - PP&E		-	-	-	300,000	12,000
Restricted - Other		223,179	411,881	152,847	256,445	158,198
Endowment		<u>49,355</u>	<u>51,809</u>	<u>41,701</u>	<u>27,061</u>	<u>75,908</u>
<b>Total</b>	<b>\$</b>	<b><u>610,354</u></b>	<b><u>716,492</u></b>	<b><u>1,112,707</u></b>	<b><u>921,812</u></b>	<b><u>761,950</u></b>

<u>Empire State</u>		<u>2008-09</u>	<u>2007-08</u>	<u>2006-07</u>	<u>2005-06</u>	<u>2004-05</u>
		<u>Total</u>	<u>Total</u>	<u>Total</u>	<u>Total</u>	<u>Total</u>
Unrestricted	\$	451,171	423,617	381,481	782,898	409,738
Restricted - PP&E		-	-	-	-	-
Restricted - Other		235,559	406,814	827,403	536,274	267,760
Endowment		<u>306,454</u>	<u>465,103</u>	<u>521,801</u>	<u>178,205</u>	<u>126,494</u>
<b>Total</b>	<b>\$</b>	<b><u>993,184</u></b>	<b><u>1,295,534</u></b>	<b><u>1,730,685</u></b>	<b><u>1,497,377</u></b>	<b><u>803,992</u></b>

<u>Farmingdale</u>		<u>2008-09</u>	<u>2007-08</u>	<u>2006-07</u>	<u>2005-06</u>	<u>2004-05</u>
		<u>Total</u>	<u>Total</u>	<u>Total</u>	<u>Total</u>	<u>Total</u>
Unrestricted	\$	417,490	498,613	555,978	522,279	322,381
Restricted - PP&E		224,642	-	-	-	170,446
Restricted - Other		939,790	372,463	276,824	344,966	434,261
Endowment		-	-	-	-	-
<b>Total</b>	<b>\$</b>	<b><u>1,581,922</u></b>	<b><u>871,076</u></b>	<b><u>832,802</u></b>	<b><u>867,245</u></b>	<b><u>927,088</u></b>

**FUNDRAISING SURVEY REPORT**  
**Summary of Gifts By Campus**  
**State-Operated Campuses and Statutory Colleges**  
**Five-year Fundraising Summary by Campus**

<u>Forestry</u>		<u>2008-09</u>	<u>2007-08</u>	<u>2006-07</u>	<u>2005-06</u>	<u>2004-05</u>
		<u>Total</u>	<u>Total</u>	<u>Total</u>	<u>Total</u>	<u>Total</u>
Unrestricted	\$	422,390	515,564	458,475	444,064	453,044
Restricted - PP&E		256,461	-	-	-	-
Restricted - Other		327,982	561,608	466,748	651,004	658,995
Endowment		<u>1,541,248</u>	<u>735,074</u>	<u>769,132</u>	<u>441,488</u>	<u>539,059</u>
<b>Total</b>	<b>\$</b>	<b><u>2,548,081</u></b>	<b><u>1,812,246</u></b>	<b><u>1,694,355</u></b>	<b><u>1,536,556</u></b>	<b><u>1,651,098</u></b>
<u>Fredonia</u>		<u>2008-09</u>	<u>2007-08</u>	<u>2006-07</u>	<u>2005-06</u>	<u>2004-05</u>
		<u>Total</u>	<u>Total</u>	<u>Total</u>	<u>Total</u>	<u>Total</u>
Unrestricted	\$	178,312	451,784	212,327	398,110	203,246
Restricted - PP&E		-	-	-	-	-
Restricted - Other		400,295	780,277	906,130	704,980	651,144
Endowment		<u>1,186,261</u>	<u>1,101,697</u>	<u>613,173</u>	<u>485,465</u>	<u>321,587</u>
<b>Total</b>	<b>\$</b>	<b><u>1,764,868</u></b>	<b><u>2,333,758</u></b>	<b><u>1,731,630</u></b>	<b><u>1,588,555</u></b>	<b><u>1,175,977</u></b>
<u>Geneseo</u>		<u>2008-09</u>	<u>2007-08</u>	<u>2006-07</u>	<u>2005-06</u>	<u>2004-05</u>
		<u>Total</u>	<u>Total</u>	<u>Total</u>	<u>Total</u>	<u>Total</u>
Unrestricted	\$	581,655	548,907	481,599	1,270,448	1,386,218
Restricted - PP&E		-	-	-	-	-
Restricted - Other		662,780	766,086	949,783	804,299	1,086,531
Endowment		<u>1,079,239</u>	<u>1,404,300</u>	<u>307,848</u>	<u>307,841</u>	<u>194,467</u>
<b>Total</b>	<b>\$</b>	<b><u>2,323,674</u></b>	<b><u>2,719,293</u></b>	<b><u>1,739,230</u></b>	<b><u>2,382,588</u></b>	<b><u>2,667,216</u></b>
<u>Levin Institute</u>		<u>2008-09</u>	<u>2007-08</u>	<u>2006-07</u>	<u>2005-06</u>	<u>2004-05</u>
		<u>Total</u>	<u>Total</u>	<u>Total</u>	<u>Total</u>	<u>Total</u>
Unrestricted	\$	200,494	122,159	362,575	106,000	N/A
Restricted - PP&E		-	250,000	-	-	N/A
Restricted - Other		-	-	-	-	N/A
Endowment		-	-	-	-	N/A
<b>Total</b>	<b>\$</b>	<b><u>200,494</u></b>	<b><u>372,159</u></b>	<b><u>362,575</u></b>	<b><u>106,000</u></b>	<b>N/A</b>
<u>Maritime</u>		<u>2008-09</u>	<u>2007-08</u>	<u>2006-07</u>	<u>2005-06</u>	<u>2004-05</u>
		<u>Total</u>	<u>Total</u>	<u>Total</u>	<u>Total</u>	<u>Total</u>
Unrestricted	\$	399,471	24,125	12,429	-	25,537
Restricted - PP&E		435,350	96,808	322,364	-	-
Restricted - Other		394,636	643,186	323,101	400,612	271,903
Endowment		-	<u>248,873</u>	<u>461,389</u>	<u>170,113</u>	<u>53,457</u>
<b>Total</b>	<b>\$</b>	<b><u>1,229,457</u></b>	<b><u>1,012,992</u></b>	<b><u>1,119,283</u></b>	<b><u>570,725</u></b>	<b><u>350,897</u></b>



**FUNDRAISING SURVEY REPORT**  
**Summary of Gifts By Campus**  
**State-Operated Campuses and Statutory Colleges**  
**Five-year Fundraising Summary by Campus**

<u>Morrisville</u>		<u>2008-09</u>	<u>2007-08</u>	<u>2006-07</u>	<u>2005-06</u>	<u>2004-05</u>
		<u>Total</u>	<u>Total</u>	<u>Total</u>	<u>Total</u>	<u>Total</u>
Unrestricted	\$	209,001	354,331	347,847	421,648	433,652
Restricted - PP&E		-	-	-	-	-
Restricted - Other		1,380,449	1,817,367	1,406,363	1,906,653	1,411,599
Endowment		210,789	139,541	201,206	104,864	127,921
<b>Total</b>	<b>\$</b>	<b><u>1,800,239</u></b>	<b><u>2,311,239</u></b>	<b><u>1,955,416</u></b>	<b><u>2,433,165</u></b>	<b><u>1,973,172</u></b>

<u>New Paltz</u>		<u>2008-09</u>	<u>2007-08</u>	<u>2006-07</u>	<u>2005-06</u>	<u>2004-05</u>
		<u>Total</u>	<u>Total</u>	<u>Total</u>	<u>Total</u>	<u>Total</u>
Unrestricted	\$	384,759	326,434	290,962	304,423	320,054
Restricted - PP&E		1,131,694	542,802	385,623	514,720	616,235
Restricted - Other		646,898	595,560	536,808	464,032	362,685
Endowment		379,759	658,719	305,811	551,671	1,204,325
<b>Total</b>	<b>\$</b>	<b><u>2,543,110</u></b>	<b><u>2,123,515</u></b>	<b><u>1,519,204</u></b>	<b><u>1,834,846</u></b>	<b><u>2,503,299</u></b>

<u>Old Westbury</u>		<u>2008-09</u>	<u>2007-08</u>	<u>2006-07</u>	<u>2005-06</u>	<u>2004-05</u>
		<u>Total</u>	<u>Total</u>	<u>Total</u>	<u>Total</u>	<u>Total</u>
Unrestricted	\$	173,725	152,183	213,444	136,685	46,500
Restricted - PP&E		134,773	76,156	52,935	5,978	16,651
Restricted - Other		361,764	390,146	450,335	552,847	577,219
Endowment		-	-	-	-	-
<b>Total</b>	<b>\$</b>	<b><u>670,262</u></b>	<b><u>618,485</u></b>	<b><u>716,714</u></b>	<b><u>695,510</u></b>	<b><u>640,370</u></b>

<u>Oneonta</u>		<u>2008-09</u>	<u>2007-08</u>	<u>2006-07</u>	<u>2005-06</u>	<u>2004-05</u>
		<u>Total</u>	<u>Total</u>	<u>Total</u>	<u>Total</u>	<u>Total</u>
Unrestricted	\$	402,886	404,539	492,944	443,903	403,239
Restricted - PP&E		-	-	-	-	1,000
Restricted - Other		208,480	250,120	214,149	169,326	4,072,325
Endowment		3,285,081	1,600,303	2,280,926	1,507,184	1,583,463
<b>Total</b>	<b>\$</b>	<b><u>3,896,447</u></b>	<b><u>2,254,962</u></b>	<b><u>2,988,019</u></b>	<b><u>2,120,413</u></b>	<b><u>6,060,027</u></b>

<u>Optometry</u>		<u>2008-09</u>	<u>2007-08</u>	<u>2006-07</u>	<u>2005-06</u>	<u>2004-05</u>
		<u>Total</u>	<u>Total</u>	<u>Total</u>	<u>Total</u>	<u>Total</u>
Unrestricted	\$	306,865	308,412	650,991	322,617	363,449
Restricted - PP&E		-	-	-	-	-
Restricted - Other		590,503	522,562	275,974	570,832	730,538
Endowment		-	-	-	-	-
<b>Total</b>	<b>\$</b>	<b><u>897,368</u></b>	<b><u>830,974</u></b>	<b><u>926,965</u></b>	<b><u>893,449</u></b>	<b><u>1,093,987</u></b>

**FUNDRAISING SURVEY REPORT**  
**Summary of Gifts By Campus**  
**State-Operated Campuses and Statutory Colleges**  
**Five-year Fundraising Summary by Campus**

<u>Oswego</u>		<u>2008-09</u>	<u>2007-08</u>	<u>2006-07</u>	<u>2005-06</u>	<u>2004-05</u>
		<u>Total</u>	<u>Total</u>	<u>Total</u>	<u>Total</u>	<u>Total</u>
Unrestricted	\$	753,164	660,019	589,711	541,072	557,785
Restricted - PP&E		171,503	601,218	312,278	301,023	255,248
Restricted - Other		1,437,481	1,881,193	1,846,430	1,340,083	1,237,487
Endowment		650,890	583,840	1,172,174	257,337	465,279
<b>Total</b>	<b>\$</b>	<b><u>3,013,038</u></b>	<b><u>3,726,270</u></b>	<b><u>3,920,593</u></b>	<b><u>2,439,515</u></b>	<b><u>2,515,799</u></b>
<u>Plattsburgh</u>		<u>2008-09</u>	<u>2007-08</u>	<u>2006-07</u>	<u>2005-06</u>	<u>2004-05</u>
		<u>Total</u>	<u>Total</u>	<u>Total</u>	<u>Total</u>	<u>Total</u>
Unrestricted	\$	468,100	650,575	551,716	301,990	310,106
Restricted - PP&E		367,625	230,074	170,452	185,219	-
Restricted - Other		564,467	321,013	471,418	517,762	945,836
Endowment		475,856	1,464,157	541,818	546,118	123,049
<b>Total</b>	<b>\$</b>	<b><u>1,876,048</u></b>	<b><u>2,665,819</u></b>	<b><u>1,735,404</u></b>	<b><u>1,551,089</u></b>	<b><u>1,378,991</u></b>
<u>Potsdam</u>		<u>2008-09</u>	<u>2007-08</u>	<u>2006-07</u>	<u>2005-06</u>	<u>2004-05</u>
		<u>Total</u>	<u>Total</u>	<u>Total</u>	<u>Total</u>	<u>Total</u>
Unrestricted	\$	707,982	398,034	243,645	217,461	252,157
Restricted - PP&E		3,910	22,282	137,799	2,533	58,961
Restricted - Other		1,023,819	1,262,331	2,320,029	1,296,497	1,069,855
Endowment		424,184	1,913,734	587,445	769,625	1,605,494
<b>Total</b>	<b>\$</b>	<b><u>2,159,895</u></b>	<b><u>3,596,381</u></b>	<b><u>3,288,918</u></b>	<b><u>2,286,116</u></b>	<b><u>2,986,467</u></b>
<u>Purchase</u>		<u>2008-09</u>	<u>2007-08</u>	<u>2006-07</u>	<u>2005-06</u>	<u>2004-05</u>
		<u>Total</u>	<u>Total</u>	<u>Total</u>	<u>Total</u>	<u>Total</u>
Unrestricted	\$	244,322	324,600	292,810	288,000	326,000
Restricted - PP&E		2,318,670	669,700	-	307,000	213,550
Restricted - Other		4,582,893	4,516,221	6,821,131	3,541,000	3,901,554
Endowment		1,846,587	2,903,100	-	716,000	544,000
<b>Total</b>	<b>\$</b>	<b><u>8,992,472</u></b>	<b><u>8,413,621</u></b>	<b><u>7,113,941</u></b>	<b><u>4,852,000</u></b>	<b><u>4,985,104</u></b>
<u>Stony Brook</u>		<u>2008-09</u>	<u>2007-08</u>	<u>2006-07</u>	<u>2005-06</u>	<u>2004-05</u>
		<u>Total</u>	<u>Total</u>	<u>Total</u>	<u>Total</u>	<u>Total</u>
Unrestricted	\$	288,874	346,495	429,480	354,271	347,388
Restricted - PP&E		3,426,218	23,000	590,208	429,438	154,416
Restricted - Other		29,318,834	16,743,019	17,616,236	31,828,578	18,758,438
Endowment		7,999,542	5,882,613	6,587,590	3,450,830	3,142,515
<b>Total</b>	<b>\$</b>	<b><u>41,033,468</u></b>	<b><u>22,995,127</u></b>	<b><u>25,223,514</u></b>	<b><u>36,063,117</u></b>	<b><u>22,402,757</u></b>

**FUNDRAISING SURVEY REPORT**  
**Summary of Gifts By Campus**  
**State-Operated Campuses and Statutory Colleges**  
**Five-year Fundraising Summary by Campus**

<u>Syracuse</u>		<u>2008-09</u>	<u>2007-08</u>	<u>2006-07</u>	<u>2005-06</u>	<u>2004-05</u>
		<u>Total</u>	<u>Total</u>	<u>Total</u>	<u>Total</u>	<u>Total</u>
Unrestricted	\$	544,445	522,141	410,798	353,021	378,243
Restricted - PP&E		2,322,870	2,672,111	4,366,387	5,103,250	61,118
Restricted - Other		3,703,650	4,395,884	3,644,378	3,318,028	4,943,971
Endowment		1,370,280	1,715,088	735,683	1,067,230	1,836,504
<b>Total</b>	<b>\$</b>	<b><u>7,941,245</u></b>	<b><u>9,305,224</u></b>	<b><u>9,157,246</u></b>	<b><u>9,841,529</u></b>	<b><u>7,219,836</u></b>

<u>Technology</u>		<u>2008-09</u>	<u>2007-08</u>	<u>2006-07</u>	<u>2005-06</u>	<u>2004-05</u>
		<u>Total</u>	<u>Total</u>	<u>Total</u>	<u>Total</u>	<u>Total</u>
Unrestricted	\$	12,949	104,373	135,171	172,514	122,952
Restricted - PP&E		-	-	-	119,057	33,025
Restricted - Other		109,813	113,637	-	-	111,860
Endowment		17,733	-	151,172	161,097	58,786
<b>Total</b>	<b>\$</b>	<b><u>140,495</u></b>	<b><u>218,010</u></b>	<b><u>286,343</u></b>	<b><u>452,668</u></b>	<b><u>326,623</u></b>

<u>Summary</u>		<u>2008-09</u>	<u>2007-08</u>	<u>2006-07</u>	<u>2005-06</u>	<u>2004-05</u>
		<u>Total</u>	<u>Total</u>	<u>Total</u>	<u>Total</u>	<u>Total</u>
Unrestricted	\$	26,633,413	23,272,917	20,807,478	23,605,304	25,422,291
Restricted - PP&E		19,445,208	23,239,085	35,635,127	112,727,184	12,171,402
Restricted - Other		103,109,078	96,319,048	85,411,614	95,096,812	86,315,215
Endowment		52,731,200	62,583,851	41,179,423	41,056,787	49,367,808
<b>Total</b>	<b>\$</b>	<b><u>201,918,899</u></b>	<b><u>205,414,901</u></b>	<b><u>183,033,642</u></b>	<b><u>272,486,087</u></b>	<b><u>173,276,716</u></b>

**FUNDRAISING SURVEY REPORT**  
**Summary of Gifts By Campus**  
**Community Colleges**  
**Five-year Fundraising Summary by Campus**

<u>Adirondack</u>		<u>2008-09</u>	<u>2007-08</u>	<u>2006-07</u>	<u>2005-06</u>	<u>2004-05</u>
		<u>Total</u>	<u>Total</u>	<u>Total</u>	<u>Total</u>	<u>Total</u>
Unrestricted	\$	124,720	137,495	126,698	785,020	786,635
Restricted - PP&E		405,221	181,488	224,687	-	-
Restricted - Other		183,424	71,746	73,512	350,921	44,208
Endowment		-	-	33,750	-	-
<b>Total</b>	<b>\$</b>	<b><u>713,365</u></b>	<b><u>390,729</u></b>	<b><u>458,647</u></b>	<b><u>1,135,941</u></b>	<b><u>830,843</u></b>
<u>Broome</u>		<u>2008-09</u>	<u>2007-08</u>	<u>2006-07</u>	<u>2005-06</u>	<u>2004-05</u>
		<u>Total</u>	<u>Total</u>	<u>Total</u>	<u>Total</u>	<u>Total</u>
Unrestricted	\$	200,401	191,396	198,323	168,171	428,247
Restricted - PP&E		40,650	26,698	55,245	-	4,000
Restricted - Other		547,008	631,218	790,587	679,767	562,583
Endowment		170,207	130,047	223,653	214,721	131,748
<b>Total</b>	<b>\$</b>	<b><u>958,266</u></b>	<b><u>979,359</u></b>	<b><u>1,267,808</u></b>	<b><u>1,062,659</u></b>	<b><u>1,126,578</u></b>
<u>Cayuga County</u>		<u>2008-09</u>	<u>2007-08</u>	<u>2006-07</u>	<u>2005-06</u>	<u>2004-05</u>
		<u>Total</u>	<u>Total</u>	<u>Total</u>	<u>Total</u>	<u>Total</u>
Unrestricted	\$	189,378	387,357	58,484	58,117	67,040
Restricted - PP&E		31,015	22,668	80,330	553,646	326,183
Restricted - Other		976,286	958,652	272,156	114,042	247,391
Endowment		50,317	92,905	645,224	99,093	92,540
<b>Total</b>	<b>\$</b>	<b><u>1,246,996</u></b>	<b><u>1,461,582</u></b>	<b><u>1,056,194</u></b>	<b><u>824,898</u></b>	<b><u>733,154</u></b>
<u>Clinton</u>		<u>2008-09</u>	<u>2007-08</u>	<u>2006-07</u>	<u>2005-06</u>	<u>2004-05</u>
		<u>Total</u>	<u>Total</u>	<u>Total</u>	<u>Total</u>	<u>Total</u>
Unrestricted	\$	73,818	35,336	1,096,958	139,770	42,876
Restricted - PP&E		-	10,000	-	-	-
Restricted - Other		483,311	483,592	308,594	158,221	171,704
Endowment		-	254,750	42,100	-	57,774
<b>Total</b>	<b>\$</b>	<b><u>557,129</u></b>	<b><u>783,678</u></b>	<b><u>1,447,652</u></b>	<b><u>297,991</u></b>	<b><u>272,354</u></b>
<u>Columbia-Greene</u>		<u>2008-09</u>	<u>2007-08</u>	<u>2006-07</u>	<u>2005-06</u>	<u>2004-05</u>
		<u>Total</u>	<u>Total</u>	<u>Total</u>	<u>Total</u>	<u>Total</u>
Unrestricted	\$	145,106	125,753	211,980	104,392	346,300
Restricted - PP&E		-	-	-	-	-
Restricted - Other		-	-	-	-	760,000
Endowment		55,000	-	-	-	-
<b>Total</b>	<b>\$</b>	<b><u>200,106</u></b>	<b><u>125,753</u></b>	<b><u>211,980</u></b>	<b><u>104,392</u></b>	<b><u>1,106,300</u></b>

**FUNDRAISING SURVEY REPORT**  
**Summary of Gifts By Campus**  
**Community Colleges**  
**Five-year Fundraising Summary by Campus**

<u>Corning</u>		<u>2008-09</u>	<u>2007-08</u>	<u>2006-07</u>	<u>2005-06</u>	<u>2004-05</u>
		<u>Total</u>	<u>Total</u>	<u>Total</u>	<u>Total</u>	<u>Total</u>
Unrestricted	\$	70,472	81,443	36,763	84,574	113,032
Restricted - PP&E		687,724	524,252	80,004	463,854	8,566
Restricted - Other		250,795	211,992	49,274	164,476	64,069
Endowment		103,174	144,264	38,893	128,737	36,831
<b>Total</b>	<b>\$</b>	<b><u>1,112,165</u></b>	<b><u>961,951</u></b>	<b><u>204,934</u></b>	<b><u>841,641</u></b>	<b><u>222,498</u></b>

<u>Dutchess</u>		<u>2008-09</u>	<u>2007-08</u>	<u>2006-07</u>	<u>2005-06</u>	<u>2004-05</u>
		<u>Total</u>	<u>Total</u>	<u>Total</u>	<u>Total</u>	<u>Total</u>
Unrestricted	\$	474,033	475,209	208,693	246,252	176,813
Restricted - PP&E		539,064	245,965	288,464	351,881	137,959
Restricted - Other		295,105	538,286	249,360	156,229	210,951
Endowment		89,698	151,753	317,849	907,733	420,270
<b>Total</b>	<b>\$</b>	<b><u>1,397,900</u></b>	<b><u>1,411,213</u></b>	<b><u>1,064,366</u></b>	<b><u>1,662,095</u></b>	<b><u>945,993</u></b>

<u>Erie</u>		<u>2008-09</u>	<u>2007-08</u>	<u>2006-07</u>	<u>2005-06</u>	<u>2004-05</u>
		<u>Total</u>	<u>Total</u>	<u>Total</u>	<u>Total</u>	<u>Total</u>
Unrestricted	\$	20,101	124,915	110,424	189,396	187,184
Restricted - PP&E		159,577	-	-	-	-
Restricted - Other		696,779	593,637	655,959	378,289	769,626
Endowment		700	7,012	96,159	65,884	90,456
<b>Total</b>	<b>\$</b>	<b><u>877,157</u></b>	<b><u>725,564</u></b>	<b><u>862,542</u></b>	<b><u>633,569</u></b>	<b><u>1,047,266</u></b>

<u>Fashion Institute of Technology</u>		<u>2008-09</u>	<u>2007-08</u>	<u>2006-07</u>	<u>2005-06</u>	<u>2004-05</u>
		<u>Total</u>	<u>Total</u>	<u>Total</u>	<u>Total</u>	<u>Total</u>
Unrestricted	\$	766,612	1,232,361	1,160,109	1,370,301	1,225,488
Restricted - PP&E		-	-	-	1,650,000	1,734,681
Restricted - Other		3,478,985	3,197,990	2,778,119	1,048,572	1,312,068
Endowment		472,675	1,603,611	779,417	1,110,587	1,897,716
<b>Total</b>	<b>\$</b>	<b><u>4,718,272</u></b>	<b><u>6,033,962</u></b>	<b><u>4,717,645</u></b>	<b><u>5,179,460</u></b>	<b><u>6,169,953</u></b>

<u>Finger Lakes</u>		<u>2008-09</u>	<u>2007-08</u>	<u>2006-07</u>	<u>2005-06</u>	<u>2004-05</u>
		<u>Total</u>	<u>Total</u>	<u>Total</u>	<u>Total</u>	<u>Total</u>
Unrestricted	\$	41,075	18,091	40,188	10,366	30,928
Restricted - PP&E		52,596	30,906	7,481	12,971	-
Restricted - Other		131,885	173,135	158,446	157,343	235,850
Endowment		22,673	27,007	36,795	15,647	8,304
<b>Total</b>	<b>\$</b>	<b><u>248,229</u></b>	<b><u>249,139</u></b>	<b><u>242,910</u></b>	<b><u>196,327</u></b>	<b><u>275,082</u></b>

**FUNDRAISING SURVEY REPORT**  
**Summary of Gifts By Campus**  
**Community Colleges**  
**Five-year Fundraising Summary by Campus**

<b><u>Fulton Montgomery</u></b>		<b>2008-09</b>	<b>2007-08</b>	<b>2006-07</b>	<b>2005-06</b>	<b>2004-05</b>
		<b><u>Total</u></b>	<b><u>Total</u></b>	<b><u>Total</u></b>	<b><u>Total</u></b>	<b><u>Total</u></b>
Unrestricted	\$	79,404	83,249	57,668	70,238	43,530
Restricted - PP&E		105,152	33,053	-	-	-
Restricted - Other		121,656	126,784	78,698	155,573	91,000
Endowment		<u>77,381</u>	<u>95,720</u>	<u>226,285</u>	<u>-</u>	<u>49,155</u>
<b>Total</b>	<b>\$</b>	<b><u>383,593</u></b>	<b><u>338,806</u></b>	<b><u>362,651</u></b>	<b><u>225,811</u></b>	<b><u>183,685</u></b>

<b><u>Genesee</u></b>		<b>2008-09</b>	<b>2007-08</b>	<b>2006-07</b>	<b>2005-06</b>	<b>2004-05</b>
		<b><u>Total</u></b>	<b><u>Total</u></b>	<b><u>Total</u></b>	<b><u>Total</u></b>	<b><u>Total</u></b>
Unrestricted	\$	317,631	242,003	221,684	188,186	140,845
Restricted - PP&E		114,695	143,828	162,181	270,107	187,830
Restricted - Other		160,337	103,154	101,554	110,304	135,920
Endowment		<u>46,828</u>	<u>89,545</u>	<u>58,791</u>	<u>38,798</u>	<u>63,072</u>
<b>Total</b>	<b>\$</b>	<b><u>639,491</u></b>	<b><u>578,530</u></b>	<b><u>544,210</u></b>	<b><u>607,395</u></b>	<b><u>527,667</u></b>

<b><u>Herkimer County</u></b>		<b>2008-09</b>	<b>2007-08</b>	<b>2006-07</b>	<b>2005-06</b>	<b>2004-05</b>
		<b><u>Total</u></b>	<b><u>Total</u></b>	<b><u>Total</u></b>	<b><u>Total</u></b>	<b><u>Total</u></b>
Unrestricted	\$	61,702	51,493	146,113	139,589	56,072
Restricted - PP&E		69,713	13,333	-	-	-
Restricted - Other		26,052	22,575	27,033	25,219	19,790
Endowment		<u>37,397</u>	<u>81,602</u>	<u>36,084</u>	<u>167,497</u>	<u>45,198</u>
<b>Total</b>	<b>\$</b>	<b><u>194,864</u></b>	<b><u>169,003</u></b>	<b><u>209,230</u></b>	<b><u>332,305</u></b>	<b><u>121,060</u></b>

<b><u>Hudson Valley</u></b>		<b>2008-09</b>	<b>2007-08</b>	<b>2006-07</b>	<b>2005-06</b>	<b>2004-05</b>
		<b><u>Total</u></b>	<b><u>Total</u></b>	<b><u>Total</u></b>	<b><u>Total</u></b>	<b><u>Total</u></b>
Unrestricted	\$	161,408	216,317	244,325	229,461	222,066
Restricted - PP&E		605,167	-	137,886	275,140	146,101
Restricted - Other		380,539	725,575	300,779	295,090	238,940
Endowment		<u>247,894</u>	<u>98,088</u>	<u>229,682</u>	<u>434,775</u>	<u>164,216</u>
<b>Total</b>	<b>\$</b>	<b><u>1,395,008</u></b>	<b><u>1,039,980</u></b>	<b><u>912,672</u></b>	<b><u>1,234,466</u></b>	<b><u>771,323</u></b>

<b><u>Jamestown</u></b>		<b>2008-09</b>	<b>2007-08</b>	<b>2006-07</b>	<b>2005-06</b>	<b>2004-05</b>
		<b><u>Total</u></b>	<b><u>Total</u></b>	<b><u>Total</u></b>	<b><u>Total</u></b>	<b><u>Total</u></b>
Unrestricted	\$	60,504	70,373	82,127	60,779	83,290
Restricted - PP&E		298,692	390,983	408,898	278,384	567,200
Restricted - Other		155,474	207,111	218,146	283,823	466,478
Endowment		<u>170,497</u>	<u>1,281,575</u>	<u>180,764</u>	<u>512,879</u>	<u>545,682</u>
<b>Total</b>	<b>\$</b>	<b><u>685,167</u></b>	<b><u>1,950,042</u></b>	<b><u>889,935</u></b>	<b><u>1,135,865</u></b>	<b><u>1,662,650</u></b>

**FUNDRAISING SURVEY REPORT**  
**Summary of Gifts By Campus**  
**Community Colleges**  
**Five-year Fundraising Summary by Campus**

<u>Jefferson</u>		<u>2008-09</u>	<u>2007-08</u>	<u>2006-07</u>	<u>2005-06</u>	<u>2004-05</u>
		<u>Total</u>	<u>Total</u>	<u>Total</u>	<u>Total</u>	<u>Total</u>
Unrestricted	\$	93,656	147,409	140,562	109,888	71,250
Restricted - PP&E		260	260	260	250	530
Restricted - Other		76,201	85,681	119,602	69,516	64,505
Endowment		<u>106,534</u>	<u>440,109</u>	<u>362,108</u>	<u>134,899</u>	<u>118,250</u>
<b>Total</b>	<b>\$</b>	<b><u>276,651</u></b>	<b><u>673,459</u></b>	<b><u>622,532</u></b>	<b><u>314,553</u></b>	<b><u>254,535</u></b>
<u>Mohawk Valley</u>		<u>2008-09</u>	<u>2007-08</u>	<u>2006-07</u>	<u>2005-06</u>	<u>2004-05</u>
		<u>Total</u>	<u>Total</u>	<u>Total</u>	<u>Total</u>	<u>Total</u>
Unrestricted	\$	145,299	-	464,123	491,248	216,166
Restricted - PP&E		-	-	-	340,500	-
Restricted - Other		258,362	-	339,428	372,131	442,974
Endowment		<u>386,635</u>	-	<u>394,455</u>	-	-
<b>Total</b>	<b>\$</b>	<b><u>790,296</u></b>	<b><u>-</u></b>	<b><u>1,198,006</u></b>	<b><u>1,203,879</u></b>	<b><u>659,140</u></b>
<u>Monroe</u>		<u>2008-09</u>	<u>2007-08</u>	<u>2006-07</u>	<u>2005-06</u>	<u>2004-05</u>
		<u>Total</u>	<u>Total</u>	<u>Total</u>	<u>Total</u>	<u>Total</u>
Unrestricted	\$	1,064,979	952,138	1,047,546	612,786	706,567
Restricted - PP&E		1,189,403	2,058,822	1,805,969	637,753	485,000
Restricted - Other		865,823	1,698,843	847,025	970,829	1,434,721
Endowment		<u>388,129</u>	<u>924,472</u>	<u>140,546</u>	<u>229,499</u>	<u>233,603</u>
<b>Total</b>	<b>\$</b>	<b><u>3,508,334</u></b>	<b><u>5,634,275</u></b>	<b><u>3,841,086</u></b>	<b><u>2,450,867</u></b>	<b><u>2,859,891</u></b>
<u>Nassau</u>		<u>2008-09</u>	<u>2007-08</u>	<u>2006-07</u>	<u>2005-06</u>	<u>2004-05</u>
		<u>Total</u>	<u>Total</u>	<u>Total</u>	<u>Total</u>	<u>Total</u>
Unrestricted	\$	242,975	139,246	242,058	10,825	1,127
Restricted - PP&E		-	-	-	-	-
Restricted - Other		248,216	182,225	461,019	346,771	344,602
Endowment		-	-	-	-	-
<b>Total</b>	<b>\$</b>	<b><u>491,191</u></b>	<b><u>321,471</u></b>	<b><u>703,077</u></b>	<b><u>357,596</u></b>	<b><u>345,729</u></b>
<u>Niagara County</u>		<u>2008-09</u>	<u>2007-08</u>	<u>2006-07</u>	<u>2005-06</u>	<u>2004-05</u>
		<u>Total</u>	<u>Total</u>	<u>Total</u>	<u>Total</u>	<u>Total</u>
Unrestricted	\$	409,224	409,003	369,768	381,667	136,208
Restricted - PP&E		144,548	12,126	3,617	4,912	-
Restricted - Other		332,904	176,888	97,897	120,734	56,660
Endowment		-	-	<u>231,472</u>	-	<u>205,123</u>
<b>Total</b>	<b>\$</b>	<b><u>886,676</u></b>	<b><u>598,017</u></b>	<b><u>702,754</u></b>	<b><u>507,313</u></b>	<b><u>397,991</u></b>

**FUNDRAISING SURVEY REPORT**  
**Summary of Gifts By Campus**  
**Community Colleges**  
**Five-year Fundraising Summary by Campus**

<u>North Country</u>		<u>2008-09</u>	<u>2007-08</u>	<u>2006-07</u>	<u>2005-06</u>	<u>2004-05</u>
		<u>Total</u>	<u>Total</u>	<u>Total</u>	<u>Total</u>	<u>Total</u>
Unrestricted	\$	42,898	131,028	37,204	30,830	759
Restricted - PP&E		-	-	-	1,000	602,781
Restricted - Other		-	-	-	7,915	32,311
Endowment		-	-	-	-	-
<b>Total</b>	<b>\$</b>	<b><u>42,898</u></b>	<b><u>131,028</u></b>	<b><u>37,204</u></b>	<b><u>39,745</u></b>	<b><u>635,851</u></b>
<u>Onondaga</u>		<u>2008-09</u>	<u>2007-08</u>	<u>2006-07</u>	<u>2005-06</u>	<u>2004-05</u>
		<u>Total</u>	<u>Total</u>	<u>Total</u>	<u>Total</u>	<u>Total</u>
Unrestricted	\$	131,803	77,536	80,092	218,067	113,466
Restricted - PP&E		33,255	90,000	-	10,000	15,000
Restricted - Other		201,288	306,440	497,712	89,069	277,723
Endowment		634,251	681,280	12,750	8,590	22,952
<b>Total</b>	<b>\$</b>	<b><u>1,000,597</u></b>	<b><u>1,155,256</u></b>	<b><u>590,554</u></b>	<b><u>325,726</u></b>	<b><u>429,141</u></b>
<u>Orange County</u>		<u>2008-09</u>	<u>2007-08</u>	<u>2006-07</u>	<u>2005-06</u>	<u>2004-05</u>
		<u>Total</u>	<u>Total</u>	<u>Total</u>	<u>Total</u>	<u>Total</u>
Unrestricted	\$	37,120	155,925	253,552	42,552	45,600
Restricted - PP&E		-	-	-	-	-
Restricted - Other		321,717	327,214	24,771	702,811	229,677
Endowment		-	-	-	-	-
<b>Total</b>	<b>\$</b>	<b><u>358,837</u></b>	<b><u>483,139</u></b>	<b><u>278,323</u></b>	<b><u>745,363</u></b>	<b><u>275,277</u></b>
<u>Rockland</u>		<u>2008-09</u>	<u>2007-08</u>	<u>2006-07</u>	<u>2005-06</u>	<u>2004-05</u>
		<u>Total</u>	<u>Total</u>	<u>Total</u>	<u>Total</u>	<u>Total</u>
Unrestricted	\$	97,931	106,554	136,070	138,433	198,897
Restricted - PP&E		-	-	-	-	-
Restricted - Other		235,519	144,327	174,308	190,586	36,900
Endowment		-	93,114	-	-	-
<b>Total</b>	<b>\$</b>	<b><u>333,450</u></b>	<b><u>343,995</u></b>	<b><u>310,378</u></b>	<b><u>329,019</u></b>	<b><u>235,797</u></b>
<u>Schenectady County</u>		<u>2008-09</u>	<u>2007-08</u>	<u>2006-07</u>	<u>2005-06</u>	<u>2004-05</u>
		<u>Total</u>	<u>Total</u>	<u>Total</u>	<u>Total</u>	<u>Total</u>
Unrestricted	\$	209,859	175,861	786,908	660,372	123,880
Restricted - PP&E		-	149,970	-	-	-
Restricted - Other		159,609	133,364	212,866	135,415	194,414
Endowment		133,083	154,003	246,709	71,816	521,067
<b>Total</b>	<b>\$</b>	<b><u>502,551</u></b>	<b><u>613,198</u></b>	<b><u>1,246,483</u></b>	<b><u>867,603</u></b>	<b><u>839,361</u></b>



**FUNDRAISING SURVEY REPORT**  
**Summary of Gifts By Campus**  
**Community Colleges**  
**Five-year Fundraising Summary by Campus**

<b><u>Suffolk County</u></b>		<b>2008-09</b>	<b>2007-08</b>	<b>2006-07</b>	<b>2005-06</b>	<b>2004-05</b>
		<b><u>Total</u></b>	<b><u>Total</u></b>	<b><u>Total</u></b>	<b><u>Total</u></b>	<b><u>Total</u></b>
Unrestricted	\$	198,813	1,310,086	279,307	245,078	391,410
Restricted - PP&E		-	-	-	-	-
Restricted - Other		553,722	4,549,028	595,087	783,286	626,131
Endowment		-	-	-	-	-
<b>Total</b>	<b>\$</b>	<b><u>752,535</u></b>	<b><u>5,859,114</u></b>	<b><u>874,394</u></b>	<b><u>1,028,364</u></b>	<b><u>1,017,541</u></b>
<b><u>Sullivan County</u></b>		<b>2008-09</b>	<b>2007-08</b>	<b>2006-07</b>	<b>2005-06</b>	<b>2004-05</b>
		<b><u>Total</u></b>	<b><u>Total</u></b>	<b><u>Total</u></b>	<b><u>Total</u></b>	<b><u>Total</u></b>
Unrestricted	\$	-	1,389	229	600,000	-
Restricted - PP&E		2,000	24,600	68,521	275,471	148,437
Restricted - Other		131,565	108,745	158,715	116,975	85,158
Endowment		-	-	-	-	-
<b>Total</b>	<b>\$</b>	<b><u>133,565</u></b>	<b><u>134,734</u></b>	<b><u>227,465</u></b>	<b><u>992,446</u></b>	<b><u>233,595</u></b>
<b><u>Tompkins Cortland</u></b>		<b>2008-09</b>	<b>2007-08</b>	<b>2006-07</b>	<b>2005-06</b>	<b>2004-05</b>
		<b><u>Total</u></b>	<b><u>Total</u></b>	<b><u>Total</u></b>	<b><u>Total</u></b>	<b><u>Total</u></b>
Unrestricted	\$	53,102	43,708	100,742	58,825	48,841
Restricted - PP&E		-	1,600	102,002	61,951	803,940
Restricted - Other		1,078,977	2,120,688	61,587	186,276	140,260
Endowment		-	-	-	10,000	-
<b>Total</b>	<b>\$</b>	<b><u>1,132,079</u></b>	<b><u>2,165,996</u></b>	<b><u>264,331</u></b>	<b><u>317,052</u></b>	<b><u>993,041</u></b>
<b><u>Ulster County</u></b>		<b>2008-09</b>	<b>2007-08</b>	<b>2006-07</b>	<b>2005-06</b>	<b>2004-05</b>
		<b><u>Total</u></b>	<b><u>Total</u></b>	<b><u>Total</u></b>	<b><u>Total</u></b>	<b><u>Total</u></b>
Unrestricted	\$	100,991	123,286	157,165	126,344	129,890
Restricted - PP&E		10,375	11,948	12,271	13,250	25,419
Restricted - Other		156,725	149,907	160,158	163,975	186,689
Endowment		-	-	-	-	-
<b>Total</b>	<b>\$</b>	<b><u>268,091</u></b>	<b><u>285,141</u></b>	<b><u>329,594</u></b>	<b><u>303,569</u></b>	<b><u>341,998</u></b>
<b><u>Westchester</u></b>		<b>2008-09</b>	<b>2007-08</b>	<b>2006-07</b>	<b>2005-06</b>	<b>2004-05</b>
		<b><u>Total</u></b>	<b><u>Total</u></b>	<b><u>Total</u></b>	<b><u>Total</u></b>	<b><u>Total</u></b>
Unrestricted	\$	554,044	564,198	1,118,357	624,653	585,884
Restricted - PP&E		916,270	837,108	1,265,346	3,254,084	2,642,427
Restricted - Other		3,308,216	2,300,149	1,151,721	1,710,954	1,306,888
Endowment		317,750	853,599	817,719	1,004,186	798,827
<b>Total</b>	<b>\$</b>	<b><u>5,096,280</u></b>	<b><u>4,555,054</u></b>	<b><u>4,353,143</u></b>	<b><u>6,593,877</u></b>	<b><u>5,334,026</u></b>

**FUNDRAISING SURVEY REPORT**  
**Summary of Gifts By Campus**  
**Community Colleges**  
**Five-year Fundraising Summary by Campus**

<u>Summary</u>		<u>2008-09</u>	<u>2007-08</u>	<u>2006-07</u>	<u>2005-06</u>	<u>2004-05</u>
		<u>Total</u>	<u>Total</u>	<u>Total</u>	<u>Total</u>	<u>Total</u>
Unrestricted	\$	6,169,059	7,810,158	9,214,220	8,196,180	6,720,291
Restricted - PP&E		5,405,377	4,809,608	4,703,162	8,455,154	7,836,054
Restricted - Other		15,816,480	20,328,946	10,964,113	10,045,112	10,790,191
Endowment		3,510,823	7,204,456	5,151,205	5,155,341	5,502,784
<b>Total</b>	\$	<u>30,901,739</u>	<u>40,153,168</u>	<u>30,032,700</u>	<u>31,851,787</u>	<u>30,849,320</u>

# FUNDRAISING SURVEY REPORT

## Fundraising Survey Information and Glossary of Terms

### For the 2008–09 Fiscal Year

#### **Gifts included in this Survey:**

The amounts reported in the Survey include only the cash, property, and gifts in-kind received as private charitable support during the institution's fiscal year. It DOES NOT include unfilled pledges and testamentary commitments in the gift totals.

#### **Included as voluntary support (all gift and grant income):**

- Gifts and grants to the institution, both for current operations and for capital purposes, regardless of form (cash, products, property, securities, life insurance contracts, etc.)
- Gifts and grants to affiliated foundations and organizations created to raise funds for the institution
- Securities, real estate, equipment, property or other noncash gifts, valued at fair market value by an independent appraiser
- Deferred gifts
- Cash value of life insurance contracts
- Insurance premiums paid by donors

#### **Not included as voluntary support:**

The following types of funds are not counted in the amounts reported in this report:

- Advertising revenue
- Alumni membership fees/dues
- Contract revenues, including sponsored research funds
- Contributed services, unless cash payments are returned as contributions
- Contributions from cities or regional governments, even though those entities may be incorporated
- Discounts on purchases
- Earned income, including transfer payments from medical or analogous practice plans
- Gifts from affiliated foundations and organizations to the institution (because they are counted when received by the foundation or organization, not when they are passed to the institution itself)
- Investment earnings on gifts, even if accrued during the fundraising reporting year, and even if required under the terms specified by the donor (the only exception permitted being interest accumulations counted in guaranteed investment instruments that mature within the reporting year, such as zero-coupon bonds)
- Government funds, whether local, state (including state matching grants), federal, or foreign

**FUNDRAISING SURVEY REPORT**  
**Fundraising Survey Information and Glossary of Terms**  
**For the 2008–09 Fiscal Year**

**Not included as voluntary support (cont.):**

- Pledges (although the Financial Accounting Standards Board requires certain institutions to report unconditional pledges in their financial statements, these should not be included in annual gift totals of fundraising results)
- Revenue from special education programs
- Student financial aid when the gift is in support of a specific student identified by name
- Surplus income transfers from ticket-based operations, except for any amount equal to that permitted as a charitable deduction by the IRS
- Testamentary commitments (bequest intentions)
- Tuition payments
- Value of deferred giving contracts terminated due to the death of the income beneficiary during the year

**Outright Gifts for Current Operations** - Includes only outright gifts given specifically for current operations.

**Unrestricted** - Includes outright gifts, including realized bequests (estate settlements), given by donors without any restriction, regardless of any subsequent designation by the institution to be used for current operations, to function as endowment, to construct facilities, or for other purposes. In cases where the donor expresses a preference for the gift's use but leaves the decision to the institution, the gift is reported as unrestricted.

**Restricted** - Includes outright gifts for current operations that the donor has restricted for use in a particular purpose (i.e., scholarships, research, institutional support, athletics, etc.).

**Outright Gifts for Capital Purposes** - Includes only outright gifts for such purposes as property, buildings, equipment, endowment funds, and student loan funds.

**Property, Buildings and Equipment** - Includes outright gifts of both real and personal property for the use by the institution; gifts made for the purpose of purchasing buildings, other facilities, equipment, and land for use of the institution; gifts restricted for construction or major renovation of buildings and other facilities; and gifts made for retirement of indebtedness.

**FUNDRAISING SURVEY REPORT**  
**Fundraising Survey Information and Glossary of Terms**  
**For the 2008–09 Fiscal Year**

**Endowment Funds** - Endowment funds are those that donors specify are to be retained and invested for income-producing purposes.

- **Endowment–Unrestricted** - Includes outright gifts restricted by the donor for endowment, but for which the donor has made no restriction regarding the use of the income produced by the endowment, regardless of any subsequent allocation the institution may make.
- **Endowment–Restricted** - Includes those outright gifts added to the endowment funds of the institution by donor direction, from which the income is limited by the donor for specific purposes or programs.

**Loan Funds** - Includes outright gifts restricted by donors to be available for loans to students, faculty, and staff.

**Deferred Gifts** - Includes only deferred gifts established or added to in the reporting period. Such gifts include charitable gift annuities, charitable remainder trusts (including those administered outside the institution), gifts to pooled income funds, and remainder interests in property. Deferred gifts are reported at present value.

# FUNDRAISING SURVEY REPORT

## Institutional Grouping List

For the 2008–09 Fiscal Year

### **Doctoral Degree Granting**

#### **Institutions:**

University at Albany  
Binghamton University  
University at Buffalo  
University at Stony Brook  
College of Ceramics at Alfred  
Statutory Colleges at Cornell  
College of Environmental Science  
and Forestry  
Health Science Center at Brooklyn  
Health Science Center at Syracuse  
College of Optometry

#### **Comprehensive Colleges:**

College at Brockport  
College at Buffalo  
College at Cortland  
Empire State College  
College at Fredonia  
College at Geneseo  
College at New Paltz  
College at Old Westbury  
College at Oneonta  
College at Oswego  
College at Plattsburgh  
College at Potsdam  
College at Purchase

#### **Technology Colleges:**

College of Technology at Alfred  
College of Technology at Canton  
College of Agriculture and  
Technology at Cobleskill  
College of Technology at Delhi  
College of Technology at  
Farmingdale  
College of Agriculture and  
Technology at Morrisville  
Maritime College  
Institute of Technology at  
Utica/Rome

### **Community Colleges:**

Adirondack  
Broome  
Cayuga County  
Clinton  
Columbia-Greene  
Corning  
Dutchess  
Erie  
Fashion Institute of Technology  
Finger Lakes  
Fulton-Montgomery  
Genesee  
Herkimer County  
Hudson Valley  
Jamestown  
Jefferson  
Mohawk Valley  
Monroe  
Nassau  
Niagara County  
North Country  
Onondaga  
Orange County  
Rockland  
Schenectady County  
Suffolk County  
Sullivan County  
Tompkins Cortland  
Ulster County  
Westchester